

MARSHALL UNIVERSITY Facility/Land Use Master Plan



SPACE BENCHMARKING SUMMARY

2003

URS CORPORATION
Architects Engineers Planners

DOBER, LIDSKY, CRAIG AND ASSOCIATES, INC.
Campus and Facility Planning Consultants

MARSHALL UNIVERSITY Facility/Land Use Master Plan



SPACE BENCHMARKING SUMMARY
2003

© October 2003, DOBER, LIDSKY, CRAIG AND ASSOCIATES, INC. MARSHALL UNIVERSITY

URS CORPORATION
Architects Engineers Planners

DOBER, LIDSKY, CRAIG AND ASSOCIATES, INC.
Campus and Facility Planning Consultants

EXECUTIVE SUMMARY

As part of the 2003 Facility/Land Use Master Plan study, a space inventory update and analysis was completed and integrated into the broader plan. This report summarizes key details from this substudy on space allocation.

Eleven academic buildings were the focus of the study. No unassigned space was revealed. The academic buildings on the Marshall campus are essentially full. New space is needed (a) to better support existing programs and curricula, and (b) to accommodate and foster the programmatic growth envisioned by the University's strategic plan: *Owning the Opportunity – MU 2010*.

Benchmark comparisons for the eight Colleges and Schools of the University were drawn, as well as for the Community and Technical College. All benchmark comparisons were made on the basis of the ratio of the net assignable floor area (NASF) to FTE Faculty (or Students, in one case), in order to mitigate the differences in school size, focus, and program offerings. These comparisons serve only as a general gauge of the building areas supporting each unit, not as absolute measures.

Of Marshall University's Colleges, only the School of Journalism and Mass Communications is assigned space on a par with the mean of a sample group for similar schools in universities elsewhere. The College of Science and the College of Fine Arts will have comparably sized facilities to their respective peer samples (at the mean), when current plans for construction of the Biotechnology Center and the Center for Visual Arts are realized. All other Colleges should have additional space, if they are to be compared with and compete with their peers. The College of Information Technology and Engineering, College of Education and Human Services, and the Lewis College of Business are at the lower end of the comparative scale, respectively, with respectively 27, 26, and 33 percent of the mean amounts of space assigned at their sample of peers. Comparative means and medians from the samples establish multipliers that will help with forward planning, enabling projections for future construction to be based on Marshall's future faculty projections for the Colleges, and enrollment projections for the Community and Technical College.

TABLE OF CONTENTS	INTRODUCTION AND CONTEXT	1
	Purpose	1
	Process	2
	Table One: Eleven Academic Buildings - NASF by HEGIS CATEGORY	3
	HEGIS Space Typology	4
	Observations	5
	Study Summaries	5
	Illustration One: Benchmark Study Buildings	6
	Illustrations Two – Ten: (detailed insets from Illustration One)	7
	MACROVIEW	13
	MICROVIEW	17
	RECOMMENDED STUDY & ACTION	23
	APPENDIX	25
	Table B: Space Inventory - Detail by Building and Floor	27
	Table E1: Faculty Offices - Summary by Building	73
	Table E2a: Faculty Offices - Summary by College	74
	ACKNOWLEDGEMENTS	75
	BIBIOGRAPHY	79

INTRODUCTION AND CONTEXT

This space use and benchmarking study was undertaken in support of Marshall University's development of an updated Facility/Land Use Master Plan for its main Huntington campus. The study was initiated in January 2003, as one of three substudies to the broader scaled Land Use Master Plan. All four studies were completed in parallel. The other specialized substudies included an Instructional Space Utilization Study and a Building Conditions Assessment.

PURPOSE

The Benchmarking Study's focal purpose is to help the University assess the sufficiency of space assigned to academic uses across the campus and to help quantify those areas, which may need to be supplemented with additional space resources.

Two levels of comparison were made, a macroscale analysis to benchmark general, campus-wide conditions, and a microscale analysis to compare space provided to the separate Colleges and Schools on the campus in order to establish reasoned planning projections of space likely to be required. Both of these analyses informed aspects of the Land Use Master Plan.

At the macroscale, a paradigm for comparison was established by a sampling of 42 institutions. The sample was constructed to yield mean and median

FTE (full-time equivalent) enrollments and FTE faculty counts that would be comparable to Marshall's own statistics. The sample mean and medians bracketed the Marshall figures. The sample was composed of a cross section of institutional profiles, primarily including research level institutions, but including masters level schools as well. The sampling was designed to focus on institutions in urban settings. Comparisons were made on the basis of ratios of space available, in this case gross building area (GSF), as well as several other broad-view factors including campus acreage, floor area ratio (FAR), campus residential capacity, etc.

At the microscale, eleven buildings accommodating the majority of academic activities were focused upon for detail study. An area totaling 482,498 NASF (net assignable square feet) was surveyed to confirm and update the University's facility inventory data base. These facilities represent 47 percent of Marshall's non-residential space. Study buildings house 96 percent of general classroom space; nearly all of lab and studio spaces; and 51 percent of the office space that existed on the main Huntington campus in early 2003.

PROCESS

The planning process has been guided by the participation and leadership of a 24-person *ad hoc* committee, the Facility/Land Use Master Plan Committee, which represented the interests of various campus constituencies including administrators, faculty, students, service staff, and alumni.

The University was well-prepared to advance this substudy, as a baseline space inventory in a database format had already been prepared for buildings on the main Huntington campus. Once the eleven focal buildings were identified for detailed study, the consultants' tasks included reformatting the data into a single, consistent database to enable data manipulation and comparative analysis. As the various building data sets had been prepared over a period of time, a consultant team walked through the eleven buildings to update and adjust the records to reflect current conditions for the spring semester 2003.

A draft database was organized and sorted by assignments to departmental and administrative areas. These sorts were distributed to each unit for review and amendment. Changes and corrections were incorporated prior to completion of the analysis. A sample of the inventory showing the detail of information gathered and analyzed is reproduced in the Appendix.

MARSHALL UNIVERSITY Facility/Land Use Master Plan
 SPACE BENCHMARKING SUMMARY

ELEVEN ACADEMIC BUILDINGS

Building	No. of Spaces	NASF	NASF BY HEGIS ROOM TYPE CATEGORY									
			00s Unassigned	100s Classrooms	200s Laboratories and Studios	300s Offices and Related	400s Library and Study	500s Special	600s General and Campus Use	700s Support Facilities	800s Health Care	900s Residential
Cabell Hall	45	11,312		2,110	1,414	7,371				417		
Community College	56	14,416		647	3,129	7,338	3,302					
Corbly Hall	215	53,864		17,133	15,413	18,642	422	1,102	975	177		
Gullickson Hall	166	69,495		8,530	6,496	15,747	503	32,538	5,555	126		
Harris Hall	152	31,046		16,137	4,762	9,474	673					
Jenkins Hall	120	22,452		8,844	1,644	11,342	622					
Prichard Hall	108	21,688		3,189	3,256	14,373						
Science Building	300	105,460		7,437	70,534	19,169	1,304	6,018	998	870		
Smith Communication	80	20,439		561	2,201	10,723	161	6,793				
Smith Hall	289	65,492		23,991	14,766	20,061	851	4,428		1,395		
Smith Music	112	66,834		3,264	7,000	9,417	2,806	473	9,228	34,646		
STUDY TOTALS	1,643	482,498	0	91,843	130,615	143,657	10,644	51,352	17,173	37,214	0	0
PERCENTAGES		100.0%	0.0%	19.0%	27.1%	29.8%	2.2%	10.6%	3.6%	7.7%	0.0%	0.0%

HEGIS SPACE TYPOLOGY

The eleven buildings are listed on Table One. The table shows the number of assignable spaces in each structure, as well as the overall assignable area per building. These total areas are broken down by the HEGIS space typology for comparative purposes (Higher Education General Information Survey). These categories make it possible to sort data more effectively and to make refined, reliable comparisons with other institutions. A full definition of the typology may be found in the 1992 edition of the National Center for Education Statistics publication, *Postsecondary Education Facilities Inventory and Classification Manual* (U. S. Department of Education Office of Educational Research and Improvement, NCEES 92-165). The categories may be summarized as follows.

100 Category spaces are general classrooms and related spaces, spaces that potentially serve as institution-wide resources.

200 Category spaces are laboratories or studios and related spaces which are defined as being dedicated to a special purpose by right of spatial arrangement or specialized equipment. These spaces may be divided into subcategories for general instruction functions and for research.

300 Category spaces support office and related administrative functions. Subcategories include faculty offices, graduate student offices, and offices for administrative staff. Conference rooms, file rooms, and office work spaces fall within this category.

400 Category spaces are those affiliated with library or study functions, including study rooms, book or media storage spaces, service and processing spaces.

500 Category spaces include those spaces for athletic, recreational, or military instruction or activities, including gymnasias, armories, locker rooms, and other support spaces.

600 Category spaces are general assembly spaces, open to broad institutional use. These may include theaters, auditoria, dining spaces, exhibition spaces, and any supporting spaces related to them.

700 Category spaces house auxiliary support functions such as general computing, telecommunications, maintenance, service, storage, etc.

800 Category spaces are those dedicated to health care delivery (not instruction) and supporting functions such as clinic rooms, examination rooms, diagnostic labs, supply rooms, dedicated toilets, etc.

900 Category spaces are dedicated to residential and supporting uses that accommodate students, faculty, or staff on the campus.

000 Category space includes those areas not currently in use or assigned to a use, areas under renovation or unfinished.

OBSERVATIONS

Among these study buildings no unassigned space was revealed. Comments during planning interviews identified a lack of space as a significant challenge to those charged with effecting the University's mission. As a result, departments and Colleges occupy space in several buildings; colleagues who should be working together are dispersed. There appears to be no space available to begin a staged consolidation plan, nor even space available to serve as swing space for significant renovations. Buildings are densely occupied. Thus the metaphor of finding a "plug" to remove came into campus planning conversations. Planning study suggests that in the coming decade, the University will identify a College or unit to relocate from present facilities in order to lessen spatial congestion.

Other details are important to University functioning. Table One shows that Smith Hall contains the greatest amount of general classroom space; that the Science Building houses the most dedicated lab space; and that Smith Hall accommodates the most office space. Both Smith and Science exceed other buildings in these categories, with Corbly Hall always placing third in the ranking. The Community College building has the largest dedicated study area; Gullickson Hall's gym spaces represent the largest special use areas of the sample. Smith Music's auditorium accounts for the largest area of assembly-related spaces of the study sample.

Data from the inventory was merged with the Instructional Space Utilization substudy to reveal that while Marshall allocates reasonable floor areas per classroom station for most rooms, general classrooms in the range of 30 to 60 seats are in the low range. This suggests that as new facilities are developed larger spaces should be programmed to accommodate this range of section size so that such classrooms will be more fully functional in their layout and will provide for flexibility in response to changing and various teaching methods.

Data sorts on office spaces show an average allocation per faculty slightly above the acceptable statistical minimum, 120 NASF. However, 192 out of 495 offices were smaller than 100 NASF and thus substandard. Seventy-two offices are larger than an optimal 180 NASF, but these included 33 spaces in the College of Fine Arts where music teaching studios need to be larger than the standard faculty office to accommodate instruction. Discounting Fine Arts offices, 39 spaces are identified as oversized. If architectural and code conditions (window alignments, internal circulation, etc.) permit, some of these might be renovated for spatial reapportionment. However, some variance from standard space allocation is to be expected in practice.

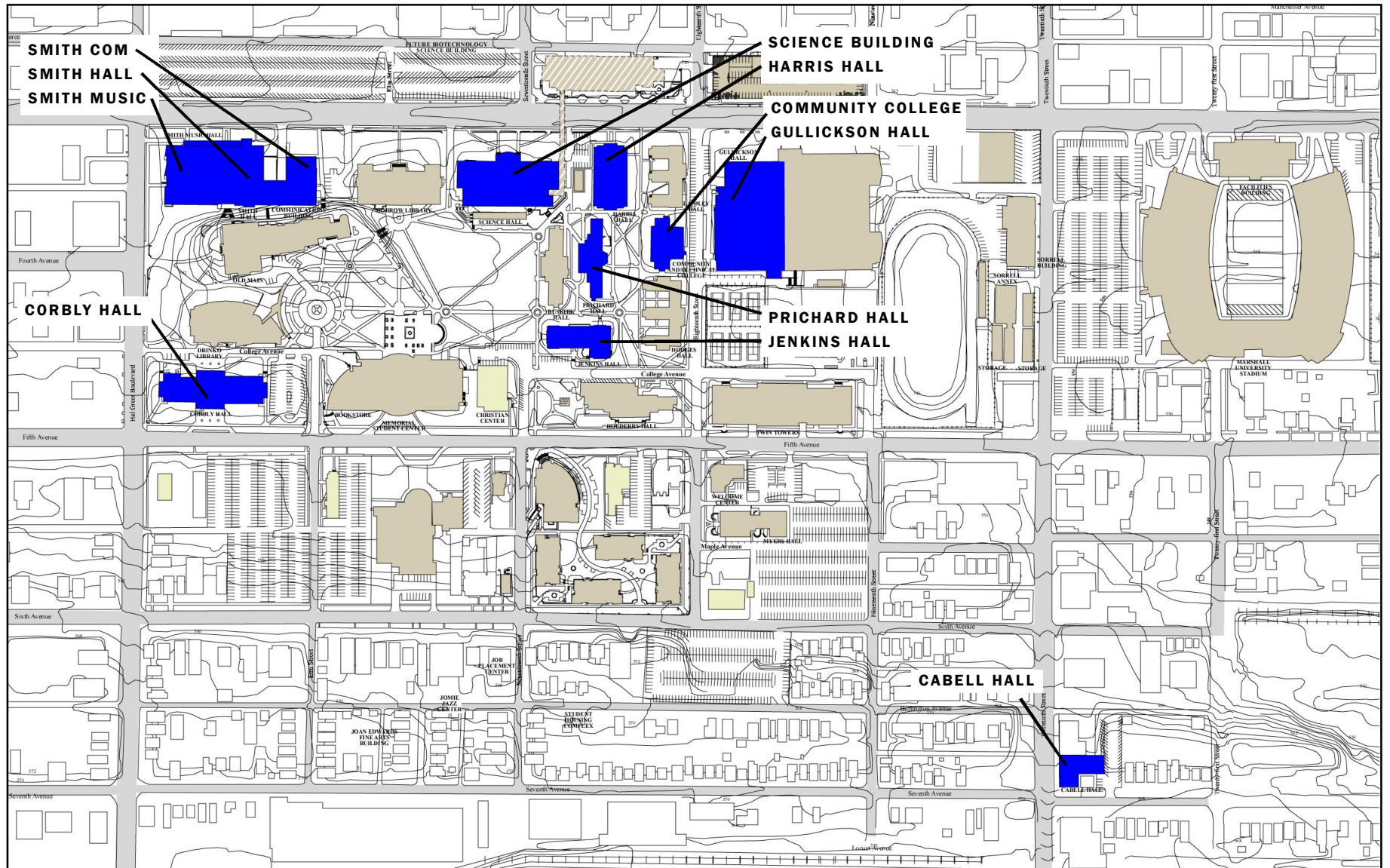
STUDY SUMMARIES

As a part of the land use planning, data generated by this substudy was summarized at the campus scale. The accompanying map, Benchmark Study Buildings, locates and summarizes key data collected as a part of this substudy. The intent is to provide an overview that will be helpful to the University for subsequent planning for space reallocations as new facilities are brought on-line.

When a unit can be re-accommodated in a new location, inset data on this drawing will help planning by quantifying the areas then available for reassignment, a tool to help unblock the current spatial puzzle. The following example illustrates the utility of the drawing summary. For instance, it is anticipated that a new facility will be constructed for the Visual Arts. The summary shows this will release about 11,000 NASF in Smith Hall for reassignment, once Art moves out. At that time, the space can be renovated for a department or uses that will provide an opportunity to draw colleagues of those already assigned to Smith into closer proximity, or that will improve the space allocations within Smith (e.g. better-sized faculty offices).

The map insets list basic statistics on the buildings, such as total GSF, current NASF, number of faculty offices, number of general-use classrooms and their areas, and a break-down of areas assigned to various Colleges and service units.

MARSHALL UNIVERSITY Facility/Land Use Master Plan
SPACE BENCHMARKING SUMMARY

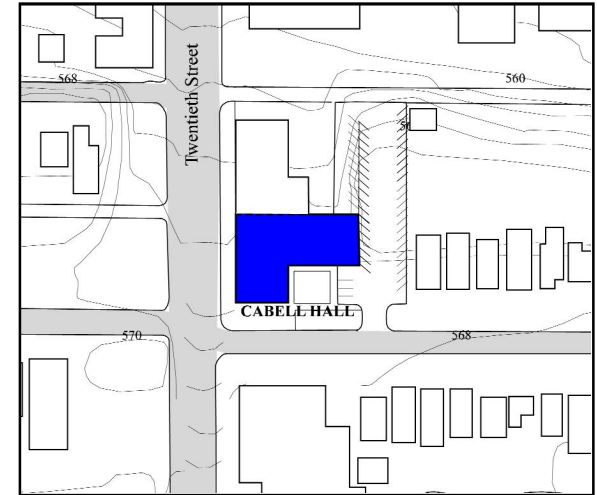


BENCHMARK STUDY BUILDINGS

MARSHALL UNIVERSITY Facility/Land Use Master Plan
SPACE BENCHMARKING SUMMARY

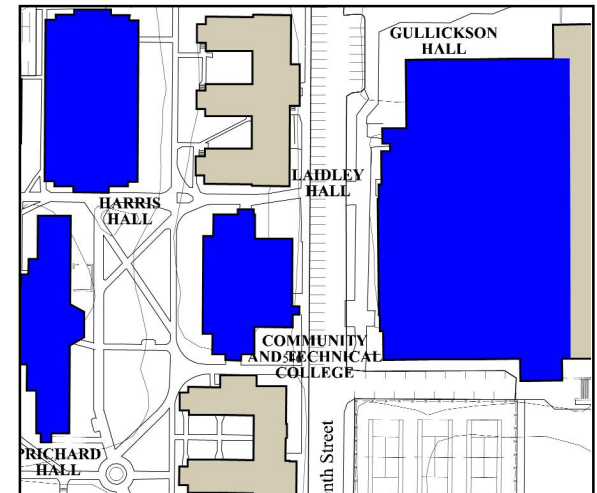
CABELL HALL

NASF	11,312		
GSF	17,589	64%	N/G
No. Levels	3		
No. Faculty Offices	4		
No. Other Offices	18		
No. Classrooms	3	2,110	18.7%
No. Stations	75 av. 25 sta		
Daytime Contact Hrs.	1,075		
Evening Contact	344		
Occupants:			
CTC	7,335	64.8%	
Public Service	271	2.4%	
Sm. Bus. Dev. Ctr. & Econ. Dev. Admn.	1,596	13.9%	
	11,312		



COMMUNITY COLLEGE

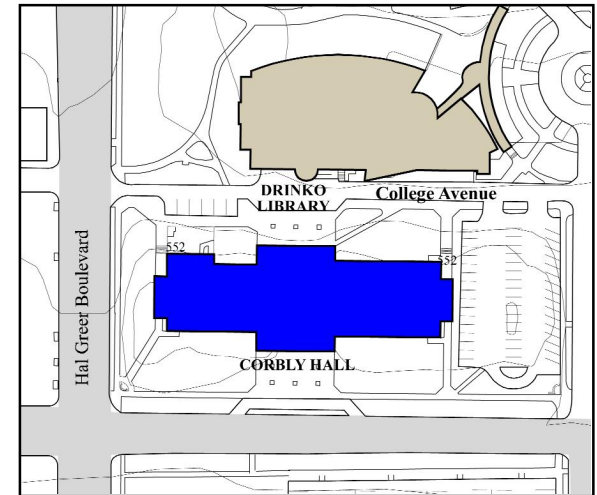
NASF	14,416		
GSF	21,721	66%	N/G
No. Levels	2		
No. Faculty Offices	16		
No. Other Offices	15		
No. Classrooms	1	647	4.5%
No. Stations	32		
Daytime Contact Hrs.	1,523		
Evening Contact	344		
Occupants:			
Enrollment Mgt.	5,437	37.7%	
CTC	5,115	35.5%	
Acad Skills/Reading	1,414	9.8%	
Acad Advising	1,803	12.5%	
	14,416		



**MARSHALL UNIVERSITY Facility/Land Use Master Plan
SPACE BENCHMARKING SUMMARY**

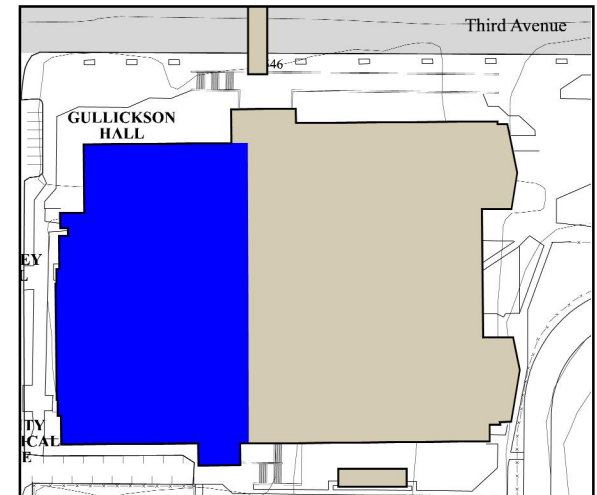
CORBLY HALL

NASF	53,864		
GSF	102,380	52.8%	N/G
No. Levels	5		
No. Faculty Offices	109		
No. Other Offices	22		
No. Classrooms	22	17,133	32%
No. Stations	990	av. 45 sta.	
Daytime Contact Hrs.	22,564		
Evening Contact	7,017		
Hrs.Occupants:			
LCOB	11,177	21	%
CITE	189	10.0	%
COEHS / CONHP			
FCS/Nutrition	5,473	10.1	%
COLA			
English	9,501	17.6	%
CTC	3,984	7.4	%
COS	940	1.7	%
MU Computing	5,202	9.6	%
Shared	88	.2	%
Services/Unassign.	177	.3	%
	53,864		



GULLICKSON HALL

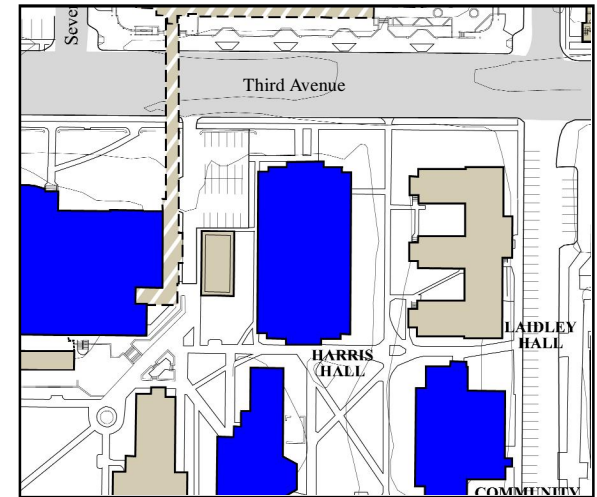
NASF	69,495		
GSF	102,892	67.5%	N/G
No. Levels	3		
No. Faculty Offices	25		
No. Other Offices	39		
No. Classrooms	10	8,530	12.3%
No. Stations	354	av. 35 sta.	
Daytime Contact Hrs.	4,210		
Evening Contact	1,468		
Occupants:			
unattributed	418	.6	%
Athletics	10,214	14.7	%
LCOB			
ROTC	5,197	7.5	%
CITE	6,894	7.4	%
Computer Resources	1,199	1.7	%
COEHS	35,368	50.9	%
Enroll. Mgmt.	1,675	2.4	%
	69,495		



MARSHALL UNIVERSITY Facility/Land Use Master Plan
SPACE BENCHMARKING SUMMARY

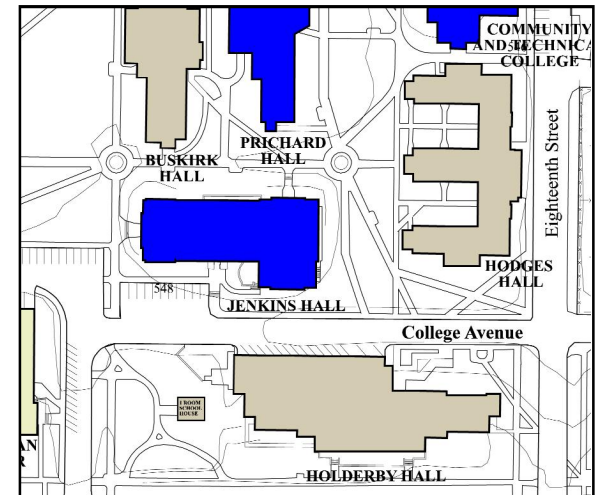
HARRIS HALL

NASF	31,046		
GSF	58,088	53.4%	N/G
No. Levels	5		
No. Faculty Offices	61		
No. Other Offices	15		
No. Classrooms	27	16,137	52.0%
No. Stations	1,063	av. 39 sta.	
Daytime Contact Hrs.	18,952		
Evening Contact	5,849		
Occupants:			
COEHS	3,924	12.6%	
COLA	9,782	31.5%	
COS			
Math	503	1.6%	
Computing Serv.	600	1.9%	
Building Service	100	.6%	
	31,046		



JENKINS HALL

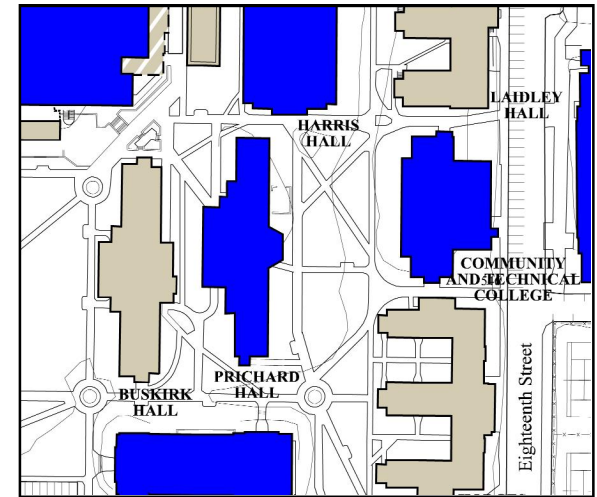
NASF	22,452		
GSF	52,708	42.6%	N/G
No. Levels	3		
No. Faculty Offices	35		
No. Other Offices	21		
No. Classrooms	11	8,844	39.4%
No. Stations	342	av. 31 sta.	
Daytime Contact Hrs.	4,972		
Evening Contact	2,049		
Occupants:			
Bldg. Services	482	2.1%	
COEHS	13,125	58.4%	
	22,452		



**MARSHALL UNIVERSITY Facility/Land Use Master Plan
SPACE BENCHMARKING SUMMARY**

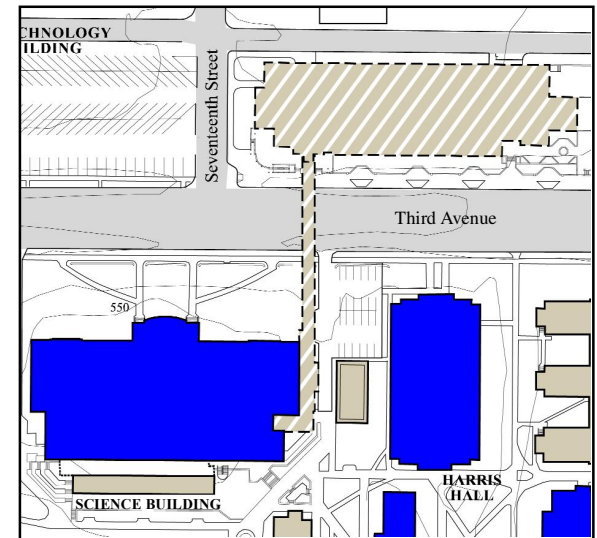
PRICHARD HALL

NASF	21,688		
GSF	37,385	58.0%	N/G
No. Levels	5		
No. Faculty Offices	27		
No. Other Offices	44		
No. Classrooms	4	3,189	14.6%
No. Stations	148	av. 36 sta.	
Daytime Contact Hrs.	2,281		
Evening Contact	700		
Occupants:			
Building Services	870		4%
Disabled St. Serv	585		2.7%
Marshall Tech. Inst	747		3.4%
COEHS	1,208		5.5%
CONHP	7,669		35.2%
Regents BA	482		2.2%
COS/ISAT	2,909		13.4%
Rehab. Services	177		0.8%
Shared Academic	30		0.1%
Student Health	572		3.7%
Student Development	1,021		2.6%
Upward Bound	1,649		7.6%
Women's Ctr.	580		2.6%
	21,688		

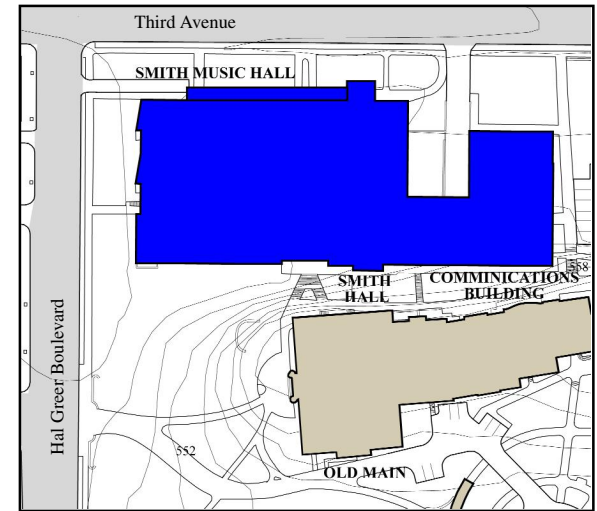


SCIENCE BUILDING

NASF	105,460		
GSF	193,002	54.6%	N/G
No. Levels	5		
No. Faculty Offices	62		
No. Other Offices	23		
No. Classrooms	6	7,437	7.1%
No. Stations	512	av. 85 sta.	
Daytime Contact Hrs.	15,985		
Evening Contact	2,518		
Occupants:			
CITE	196		.2%
Instructional Tech. Ctr.	709		.7%
CONHP	1,995		1.9%
COS			
Biology	40,747		38.6%
Chemistry	24,705		23.4%
Geology	9,646		9.1%
Physics	12,705		12%
Radiation Safety	588		.6%
Science Shared	6,449		6.1%
WPBY & WVPTV	283		.3%
	105,460		



**MARSHALL UNIVERSITY Facility/Land Use Master Plan
SPACE BENCHMARKING SUMMARY**



SMITH MUSIC

NASF	66,834		
GSF	82,125	81.4%	N/G
No. Levels	2		
No. Faculty Offices	28		
No. Other Offices	14		
No. Classrooms	4	3,264	4.9%
No. Stations	139	av. 35 sta.	
Daytime Contact Hrs.	4,224		
Evening Contact	1,114		
Occupants:			
Parking	34,384	61.4%	
Computing Serv.	262	.4%	
COFA			
Art	1,680	2.5%	
Music	27,244	40.8%	
	66,834		

SMITH HALL

NASF	65,492		
GSF	121,670	53.8%	N/G
No. Levels	8		
No. Faculty Offices	97		
No. Other Offices	25		
No. Classrooms	30	23,991	35.5%
No. Stations	1,290	av. 43 sta.	
Daytime Contact Hrs.	25,848		
Evening Contact	5,944		
Occupants:			
Building Services	713	1.1%	
Computing Serv.	682	1.0%	
COFA			
Art	11,069	15.9%	
ITV	148	.2%	
SOJMC	10,290	15.7%	
COLA			
Communication	2,798	4.3%	
Criminal Justice	1,281	2.0%	
Mod. Languages	3,405	5.2%	
Political Science	1,166	1.8%	
Soc. & Anthrop.	2,535	3.9%	
CONHP			
Comm. Disorders	3,702	5.7%	
COS			
Mathematics	3,712	5.7%	
	65,492		

SMITH COMMUNICATIONS

NASF	20,439		
GSF	31,570	64.7%	N/G
No. Levels	3		
No. Faculty Offices	12		
No. Other Offices	22		
No. Classrooms	1	561	2.7%
No. Stations	25		
Daytime Contact Hrs.	377		
Evening Contact	50		
Occupants:			
CITE			
Safety Technology	2,447	12%	
Computing Serv.	1,588	7.8%	
Instructional TV	5,803	28.4%	
SOJMC	6,461	31.6%	
WPBY, WVPTV	2,718	13.3%	
Shared	861	4.2%	
	20,439		

MACROVIEW The sampling of campus data assembled to develop a baseline for benchmarking Marshall University included consistent data for forty-two institutions of varying sizes, representing a variety of Carnegie classifications, but all with research as a component of their separate missions. The statistical mean and median enrollments (full-time equivalent) are comparable to Marshall's own, at about 11,000 FTE. Thus the mean and median data establish a paradigm for comparison. Where possible data comparisons are expressed as ratios, as absolute numbers are less meaningful in direct comparison. The mean and medians reported for faculty FTE are also nearly equivalent.

	FTE Enrollment	FTE Faculty
MARSHALL UNIVERSITY	10,572	562.3
Sample Mean	11,868	736.4
Sample Median	11,002	614.5

Data comparisons on the pages that follow illustrate a relative shortfall of land and space on the Marshall campus.

MARSHALL UNIVERSITY Facility/Land Use Master Plan
 SPACE BENCHMARKING SUMMARY

	Acres	Total GSF	Non-residential GSF	Residential GSF	Residential GSF/Bed	% in Residence
MARSHALL UNIVERSITY	91	2,546,365	1,887,550	658,815	289	18
Marshall Percentage	10%	48%	45%	46%	89%	54%
Sample Mean	897	5,288,986	4,191,435	1,405,542	325	33
Marshall Percentage	26%	54%	57%	52%	96%	54%
Sample Median	348	4,675,853	3,288,336	1,272,492	300	33

These comparisons show that Marshall is constrained by its acreage with about 10 percent of the mean and 23 percent of the sample median.

Marshall's non-residential space, which includes academic, campus life, athletic and recreational, administrative, and support facilities, is 45 percent of the mean and 57 percent of the median. Residential space, though not a key component in Marshall's current service to students, is generally less than half that found elsewhere, but the space allocated per student basis is reasonable.

Comparisons per FTE are somewhat more informative.

MARSHALL UNIVERSITY Facility/Land Use Master Plan
 SPACE BENCHMARKING SUMMARY

	Students per Acre	Non-residential GSF per FTE Student	Non-residential GSF per FTE Faculty
MARSHALL UNIVERSITY	116.2	179	3,357
Marshall Percentage	242%	53%	59%
Sample Mean	48.0	338	5,694
Marshall Percentage	269%	60%	68%
Sample Median	43.2	299	4,939

Marshall's student density, as expressed by number per acre, is about two-and-a-half times the mean and median of the sample. Non-residential space available to students at Marshall is only 53 percent of the mean and 60 percent of the median available elsewhere. Marshall faculty, by comparison, fare slightly better with space allocated at 59 percent of the mean and 68 percent of the median.

On the basis of these comparisons the planning recommendation is clear: Marshall University needs to acquire additional land and build additional facilities, if it intends to advance its research and service missions.

MICROVIEW

Marshall University selected eleven key academic buildings for focused benchmarking studies. Review and analysis of this portion of the campus space inventory database revealed no unassigned spaces. Further, the inventory data reinforced comments and observations made during early campus planning interviews by representatives of the Colleges, Schools, and administrative areas. The gist of the matter is that there is not only a shortfall of space, but also units are necessarily dispersed across the campus opportunistically wherever space has come available. It would seem this occurs, at least in part, because of the shortage of space. Significantly, dispersion is an impediment for collegial communication among colleagues who need to work together; it hampers effective collaboration, service to students, and research. Dispersion also constrains efficient management and sharing of resources.

A reorganization and reallocation of college-centered spaces would be desirable, to achieve advantageous proximities among the Colleges and the disciplines therein. However, there is no surplus space available to begin phasing such reallocations. There is no "swing space" even to begin limited-scaled renovations of existing facilities. A "plug" needs to be pulled out somewhere. The metaphoric plug would be either new or leased space added to the University's inventory.

It will be incumbent upon the University's leadership to identify which unit, College, or School would be the first candidate for assignment to permanent replacement space. The campus planning task has been to prepare the analysis to inform decision making, to forecast the magnitudes of space likely to be needed by the units to better serve the University's mission and long-range strategic planning — to raise the institution to its next level of excellence. Insofar as is reasonably possible, in absence of preparing a detailed facility program document for each College, benchmarking will be a reasoned gauge.

Based on the data and the input from University leaders and the Facility/Land Use Master Plan Committee, the space now attributed to five Colleges and Schools and one department was examined in finer-grained study to quantify the probable needs of each area for this long-term planning. Any one of these units could be the plug, the first unit to be reassigned to new space, and thus begin a sequence of reallocation and reuse of existing space on the campus. As the time for initiating these changes nears, these estimates should be reconfirmed with preparation of a detailed facility program document to respond and describe the then current programmatic needs and spatial requirements.

Colleges identified for initial review include:
 CITE (College of Information Technology and Engineering),
 COEHS (College of Education and Human Services),
 COLA (College of Liberal Arts),
 CONHP (College of Nursing and Health Professions),
 COS (College of Science),
 LCOB (the Lewis College of Business), and
 SOJMC (School of Journalism and Mass Communications).

In the charts that follow the various College's existing space allocations are expressed as net assignable square feet per full-time equivalent faculty. Comparisons are based on space dedicated to each entity; general use functions such as University classrooms and library or study spaces (HEGIS 100 and 400) are excluded, except as noted.

Of this array, only the School of Journalism and Mass Communications is well-provided with space in comparison to peer schools. No one suggests for an instant, though, that SOJMC should do with less than they have now, save any potentials for sharing general classroom spaces. The College of Science's prospects will improve when the Biotechnology Center is brought on-line. At an estimated 144,000 GSF this new construction will be likely to represent a calculated assignable area of about 112,000 NASF, nearly doubling the benchmark figure for Marshall. Of course, space dedicated to the sciences needs to be continually monitored in response to advances in research and pedagogies.

The College of Liberal Arts is assumed by the planners to be the likely candidate to reuse space made available on the core campus, being that COLA's purpose and mission are so basic to the mission of the University. However, future discussions may test that idea; long-term, the University may opt to relocate COLA, but that will be subject to future discussion. Even so, comparative data was prepared for COLA as well, to help understand its spatial status, in comparison to peers, whether the solution is new or reassigned space.

PEER SAMPLE COMPARISONS							
MARSHALL COLLEGES	CITE	COEHS	COLA	CONHP	COS	LCOB	SOJMC
NASF/FTE Faculty	554	475	222	381	1,138	276	1,313
Marshall percentage	27%	26%	48%	54%	54%	33%	182%
Sample Mean	2,037	1,862	463	703	2,105	828	722
Marshall percentage	26%	31%	47%	108%	50%	38%	214%
Sample Median	2,091	1,532	475	351	2,264	715	613
Number of Peers:	20	17	22	5	20	18	19

Marshall Colleges	COFA
NASF/FTE Faculty	1,940
Marshall percentage	93%
Sample Mean	2,085
Marshall percentage	91%
Sample Median	2,130
Number of Peers:	23

The College of Fine Arts (COFA) statistics were also reviewed to be certain the College would have adequate space with the planned Visual Arts facility's construction. The Fine Arts as a group are on par with mean and medians of a 23-institution peer sampling.

Mathematics is examined separately as a department particularly dispersed.

Marshall Department	Math
NASF/FTE Faculty	193
Sample Mean	38%
Sample Median	514
Sample Median	40%
Sample Median	481
Number of Peers:	20

This illustrates a shortfall of space for Math. Some have suggested a closer (physical) affiliation with the College of Science. Even as COS seems that it will be approaching its peers in terms of space allocations once the Biotechnology Center is completed, Mathematics should be a focus of continued interest as other opportunities arise in the coming decade.

Planning long-range, the benchmark data can be used as a general gauge of the amount of space that may be reasonably provided for each of the Colleges. Sample mean and median ratios can be multiplied by Marshall's FTE faculty counts to yield a range of assignable areas, in the mid-range of the sample. The reader will note that these are only general approximations for planning purposes, not an established and absolute need. Spatial requirements should and will be confirmed by careful and thorough facility programming exercises prior to design and construction.

These estimates are expressed first as ranges of net areas using the mean and median benchmark ratios as multipliers, since that is the basis of comparison. Gross areas are simply calculated, assuming a 60 percent net-to-gross design efficiency. Final designs will, of course, vary from these projections.

PROJECTIONS FOR FUTURE COLLEGE FACILITIES

NOTE FOR MAKING PROJECTIONS:

Projections on this table, expressed as ranges of space per faculty (NASF/FTE Faculty), represent dedicated space for each College, exclusive of general classrooms and study spaces (e.g., department libraries). If the proposed resolution for a College's space expansion were to retain existing space, the difference between existing space and the projection would be all that would be built new. For instance, if COLA were to remain largely in existing areas, total space attributed might be about 52,000 NASF, but newly constructed space would be 27,000 NASF. Extending this example, the gross area of newly built space for COLA would be 45,000 GSF, which presumably would be part of a new building, as classroom and study space would likely be added to the facility program. GSF ranges on the table suggest an approximate scale for all new construction, but only for College-dedicated space.

MARSHALL COLLEGES	CITE	COEHS	COLA	CONHP	LCOB
Current NASF	9,565	57,675	24,652	14,302	16,374
Current FTE Faculty	17.27	121.52	111	37.55	59.42
Sample Mean Ratio NASF/FTE Faculty	2,037	1,862	463	703	828
Sample Median Ratio NASF/FTE Faculty	2,091	1,532	475	351	715
Number of Peers:	20	17	22	5	18
NASF range (rounded)	35, 200 - 36,100	186,200 - 226,300	51,400 - 52,700	13,200 - 26,400	42,500 - 49,200
GSF range (rounded)	58,600 - 60,200	* 310,000 - 377,100	85,700 - 87,900	22,000 - 44,000	70,800 - 82,000

* COEHS projections, it should be cautioned, are inclusive of all College facilities. Presumably, if Jenkins Hall were to be replaced, some functions would remain in Gullickson Hall. Under this scenario, the benchmark would deduct existing GSF to remain (102,892 GSF) from the projected total. A more reasonable projection for new construction would then be 207,100 to 274,200 GSF.

The CTC (Community and Technical College) was reviewed separately using a different measure from that used for the University Colleges. CTC space is compared by area allocated per student. Since most community colleges do not share functional space with other institutions, their facilities may include functions that might not need to be replicated at Marshall, should new space for CTC be contemplated, i.e., dedicated dining facilities, gymnasium, physical plant.

The comparison below has excluded dissimilar space functions to those found at Marshall, basically comparing academic and administrative spaces. Here the sample mean ratio is used for comparison. Median figures were not used, since the sample was relatively small. Further, where there is a difference of scale to reckon between Marshall's CTC and most other community colleges in terms of enrollment and faculty, Marshall's faculty-student ratio does compare favorably.

CTC, by this comparison, is short of space. Using the sample mean as a multiplier, a projection of that need can be established, given current enrollment. If CTC students were accommodated with similar space to peers elsewhere, the total assignable area would be about 119,000 NASF. [2,329 students x 51.1 NASF/ student], versus CTC's existing 24,816 NASF.

A simple crosscheck uses the mean ratio of 1,914.3 NASF per FTE faculty from the sampling and multiplies that by Marshall's current faculty FTE of 61.5. The projected NASF is 117,700, which is consistent with the projection using the student ratio. These projections are calculated using current statistics. As programs change and enrollment levels vary, the revised data can be multiplied by the mean ratio to update spatial projections.

Marshall University	CTC		Peer Mean	MU
NASF/FTE Student	10.7	Headcount Students	12,539	2,329
Marshall Percentage	21%	FTE Faculty	257	61.5
Sample Mean	51.1	S:F Ratio*	40.0	37.9
Number of Peers:	7			

* The mean of the sampling ratios is listed; this figure is not calculated from the means for enrollment or FTE faculty.

RECOMMENDED STUDY & ACTION

These focused comparisons, at macroscale and mircoscale, confirm the need to add space to the academic inventory at Marshall University and lay the foundation for future growth and improvement that will support the University's strategic initiatives.

As the University continues to implement capital projects already identified by its strategic planning, the next items for detailed study and discussion should be the identification of *the plug* from among College(s) and/or units, i.e., the unit(s) to be relocated to new space. Site options can then be identified within the campus's Land Use Plan and evaluated for best fit and location. This will prepare the way for detailed facility programming, funding, land acquisition, facility and site design, and construction. Existing space to be vacated would simultaneously be evaluated for its best reuse potentials and a selection made among options identified.

CAC for DLC+A

Marshall University - Facilities Study 2003

Table B: SPACE INVENTORY - DETAIL BY BUILDING AND FLOOR

Building	Floor	Room	HEGIS	Use	Department	NASF	Stations	Occupants or Additional Info
Cabell Hall	1	101	350	CONFERENCE ROOM	Continuing Ed	2,034	28	
Cabell Hall	1	101CL	355	CONFERENCE ROOM SERVICE	Continuing Ed	77		
Cabell Hall	1	102	635	FOOD FACILITY SERVICE	Continuing Ed	388		
Cabell Hall	1	102A	635	FOOD FACILITY SERVICE	Continuing Ed	29		
Cabell Hall	1	104	314	Office, Administrator	Continuing Ed	139	1	J. Hagar, Marketing Design
Cabell Hall	1	105	314	Office, Administrator	Continuing Ed	139	1	J. Bennett, Internet Design and Marketing
Cabell Hall	1	106	314	Office, Administrator	Continuing Ed	139	1	R. Burke
Cabell Hall	1	107	314	Office, Administrator	Continuing Ed	324	1	S. Chapman, Director
Cabell Hall	1	107A	310	OFFICE	Continuing Ed	160	1	Also, storage
Cabell Hall	1	109	310	OFFICE	Continuing Ed	127	1	Bobbi Marks
Cabell Hall	1	110	314	Office, Administrator	Continuing Ed	205	1	L. Kyle, Asst. Provost
Cabell Hall	1	113	111	Seminar	Continuing Ed	289		
Cabell Hall	1	114	111	Seminar	Continuing Ed	339		
Level 1 Totals:			13 spaces			4,389	35	
Cabell Hall	2	200	110	CLASSROOM	Allied Health Tech	508	16	Paramedic Lab
Cabell Hall	2	200CL	115	CLASSROOM SERVICE	Allied Health Tech	12		
Cabell Hall	2	201	210	Lab (scheduled)	Allied Health Tech	565	18	
Cabell Hall	2	202	210	Lab (scheduled)	Allied Health Tech	849	7	
Cabell Hall	2	204	315	OFFICE SERVICE	Allied Health Tech	261		
Cabell Hall	2	205	311	Office, Faculty	Allied Health Tech	162	1	J. Smith, HIT & MA Program Coordinator
Cabell Hall	2	205CL	315	OFFICE SERVICE	Allied Health Tech	51		
Cabell Hall	2	206	311	Office, Faculty	Allied Health Tech	118	1	D. Gesner, Paramedic Science
Cabell Hall	2	207	311	Office, Faculty	Allied Health Tech	125	1	E. Bays, Paramedic Science
Cabell Hall	2	208	314	Office, Administrator	Allied Health Tech	142	1	T. Carlton, PTA, MS Program Coordinator
Cabell Hall	2	209	311	Office, Faculty	Allied Health Tech	125	2	Part-time Faculty
Cabell Hall	2	210	314	Office, Administrator	Allied Health Tech	154	1	K. Johnson, Admin.
Cabell Hall	2	211	314	Office, Administrator	Allied Health Tech	131	1	B. McGahan, PT Asst. ACCE
Cabell Hall	2	212	350	CONFERENCE ROOM	Allied Health Tech	432	14	
Cabell Hall	2	213	110	CLASSROOM	Allied Health Tech	440	23	
Cabell Hall	2	214	110	CLASSROOM	Allied Health Tech	510	36	
Cabell Hall	2	214CL	115	CLASSROOM SERVICE	Allied Health Tech	12		
Cabell Hall	2	215	315	OFFICE SERVICE	Allied Health Tech	11		
Level 2 Totals:			18 spaces			4,608	122	
Cabell Hall	3	300	350	CONFERENCE ROOM	Small Bus Dev Center and Economic Dev Admin	256		
Cabell Hall	3	301	314	Office, Administrator	MUPTAC-SBDC	134	1	Vice President - Roundtable Venture Fund, Inc - Phillip Morris
Cabell Hall	3	302	314	Office, Administrator	Small Bus Dev Center and Economic Dev Admin	132	1	B. Deal, Business Analyst

Marshall University - Facilities Study 2003

Table B: SPACE INVENTORY - DETAIL BY BUILDING AND FLOOR

Building	Floor	Room	HEGIS	Use	Department	NASF	Stations	Occupants or Additional Info
Cabell Hall	3	303	314	Office, Administrator	Small Bus Dev Center and Economic Dev Admin	126	1	A. Wilson, Financial Analyst
Cabell Hall	3	304	314	Office, Administrator	Small Bus Dev Center and Economic Dev Admin	171	1	L. Mega
Cabell Hall	3	304A	315	OFFICE SERVICE	Small Bus Dev Center and Economic Dev Admin	114		
Cabell Hall	3	304B	310	OFFICE	Small Bus Dev Center and Economic Dev Admin	97	1	EDA - Gloria Oglesby
Cabell Hall	3	304D	314	Office, Administrator	Small Bus Dev Center and Economic Dev Admin	205	1	E. McClain, Director
Cabell Hall	3	305	315	OFFICE SERVICE	Small Bus Dev Center and Economic Dev Admin	94		
Cabell Hall	3	305CL	315	OFFICE SERVICE	Small Bus Dev Center and Economic Dev Admin	7		
Cabell Hall	3	306	310	OFFICE	Allied Health Tech	94	1	
Cabell Hall	3	307	314	Office, Administrator	MUPTAC	137	1	D. Long, Assoc. Provost
Cabell Hall	3	310A	315	OFFICE SERVICE	Community & Tech College	374		
Cabell Hall	3	310B	315	OFFICE SERVICE	Small Bus Dev Center and Economic Dev Admin	374		
Level 3 Totals:			14 spaces			2,315	8	
Cabell Hall Totals:			45 spaces			11,312	165	
Community College	0	B12	315	OFFICE SERVICE	Community & Tech College	81		
Community College	0	B15	220	Lab, Open	Academic Support Center	563	20	Group tutors
Community College	0	B15CL	225	Lab, Open Service	Academic Support Center	17		
Community College	0	B17	315	OFFICE SERVICE	Community & Tech College	126		
Community College	0	B2	410	STUDY ROOM	Academic Support Center	2,232	76	Tutoring Center
Community College	0	B20	220	Lab, Open	Academic Support Center	615	8	Writing Center
Community College	0	B3	314	Office, Administrator	Academic Support Center	295	1	Dean's Secretary
Community College	0	B3A	314	Office, Administrator	Academic Support Center	237	1	Dean
Community College	0	B4	410	STUDY ROOM	Academic Support Center	1,070	6	
Community College	0	B4A	310	OFFICE	Academic Support Center	237	1	
Community College	0	B4B	315	OFFICE SERVICE	Academic Support Center	20		
Community College	0	B4C	315	OFFICE SERVICE	Academic Support Center	10		
Community College	0	B5	315	OFFICE SERVICE	Academic Advising	793	2	Has a conference table
Community College	0	B5A	315	OFFICE SERVICE	Academic Advising	39		
Community College	0	B5B	315	OFFICE SERVICE	Academic Advising	39		
Community College	0	B5C	310	OFFICE	Academic Advising	156	1	
Community College	0	B5D	310	OFFICE	Academic Advising	160	1	
Community College	0	B5E	310	OFFICE	Academic Advising	150	1	
Community College	0	B6	350	CONFERENCE ROOM	Academic Advising	289		
Community College	0	B6B	314	Office, Administrator	Academic Advising	153	1	Director of Student Services

Marshall University - Facilities Study 2003

Table B: SPACE INVENTORY - DETAIL BY BUILDING AND FLOOR

Building	Floor	Room	HEGIS	Use	Department	NASF	Stations	Occupants or Additional Info
Community College	0	B6CL	315	OFFICE SERVICE	Academic Advising	24		
Community College	0	B9	315	OFFICE SERVICE	Developmental General Ed Studies	52		
Level 0 Totals:						7,358	119	
						22 spaces		
Community College	1	101	311	Office, Faculty	CTC	127	1	Part-time faculty
Community College	1	101A	311	Office, Faculty	CTC	127	1	Part-time Faculty
Community College	1	102	315	OFFICE SERVICE	Community & Tech College	24		
Community College	1	103	315	OFFICE SERVICE	Community & Tech College	22		
Community College	1	104	314	Office, Administrator	Tech Prep	222	1	Staff
Community College	1	105	314	Office, Administrator	Tech Prep	314	1	Staff
Community College	1	106	314	Office, Administrator	Community & Tech College	300	1	Provost
Community College	1	107	315	OFFICE SERVICE	Community & Tech College	91		
Community College	1	108	350	CONFERENCE ROOM	Community & Tech College	375		
Community College	1	108CL	355	CONFERENCE ROOM SERVICE	Community & Tech College	24		
Community College	1	109	314	Office, Administrator	Community & Tech College	174	1	Dean
Community College	1	110	314	Office, Administrator	Community & Tech College	456	2	
Community College	1	111	311	Office, Faculty	Mathematics & Applied Sci (CC)	84	1	
Community College	1	112	311	Office, Faculty	Mathematics & Applied Sci (CC)	84	1	
Community College	1	114	311	Office, Faculty	Developmental General Ed Studies	125	1	
Community College	1	115	350	CONFERENCE ROOM	Community & Tech College	134		
Community College	1	116	314	Office, Administrator	Academic Support Center	141	1	Staff
Community College	1	120	311	Office, Faculty	Communication Studies (CC)	113	1	
Community College	1	121	311	Office, Faculty	Mathematics & Applied Sci (CC)	113	1	
Community College	1	122	311	Office, Faculty	Communication Studies (CC)	119	1	
Community College	1	123	311	Office, Faculty	Mathematics & Applied Sci (CC)	113	1	
Community College	1	124	311	Office, Faculty	Mathematics & Applied Sci (CC)	113	1	
Community College	1	125	311	Office, Faculty	Communication Studies (CC)	119	1	
Community College	1	126	311	Office, Faculty	Mathematics & Applied Sci (CC)	124	1	
Community College	1	127	315	OFFICE SERVICE	Developmental General Ed Studies	114		
Community College	1	128	311	Office, Faculty	Mathematics & Applied Sci (CC)	114	1	
Community College	1	129	310	OFFICE	Developmental General Ed Studies	116	1	

Marshall University - Facilities Study 2003

Table B: SPACE INVENTORY - DETAIL BY BUILDING AND FLOOR

Building	Floor	Room	HEGIS	Use	Department	NASF	Stations	Occupants or Additional Info
Community College	1	129A	311	Office, Faculty	Developmental General Ed Studies	116	1	
Community College	1	132	311	Office, Faculty	Communication Studies (CC)	146	1	
Community College	1	133	311	Office, Faculty	Communication Studies (CC)	117	1	
Community College	1	135	110	CLASSROOM	Developmental General Ed Studies	647	32	
Community College	1	136	210	Lab (scheduled)	Information Technology	636	20	
Community College	1	138	210	Lab (scheduled)	Academic Skills Center and Reading	1,298	30	Labelled 137
Community College	1	138A	314	Office, Administrator	Academic Skills Center and Reading	116	1	Director of ASC
Level 1 Totals:			34 spaces			7,058	107	
Community College Totals:			56 spaces			14,416	226	
Corbly Hall	1	102	550	DEMONSTRATION	Family Consumer Science	275		
Corbly Hall	1	103	550	DEMONSTRATION	Family Consumer Science	827	20	
Corbly Hall	1	104	110	CLASSROOM	Finance & Economics	1,106	70	
Corbly Hall	1	105	110	CLASSROOM	(unknown)	1,986	152	
Corbly Hall	1	106	110	CLASSROOM	Accountancy & Legal Studies	1,435	50	
Corbly Hall	1	107	314	Office, Administrator	Dean's Office	290	2	Receptionist
Corbly Hall	1	109	315	OFFICE SERVICE	Dean's Office	423		Supplies
Corbly Hall	1	110	314	Office, Administrator	Dean's Office	158	1	Instructional Technologist
Corbly Hall	1	111	314	Office, Administrator	Dean's Office	176	2	Academic Advisor
Corbly Hall	1	112	314	Office, Administrator	Dean's Office	158	1	Academic Advisor
Corbly Hall	1	113	315	OFFICE SERVICE	Dean's Office	412	3	Office Admin; Admin Sec.
Corbly Hall	1	114	314	Office, Administrator	Dean's Office	207	1	Assoc. Dean
Corbly Hall	1	115	314	Office, Administrator	Dean's Office	283	1	Dean
Corbly Hall	1	116	350	CONFERENCE ROOM	Dean's Office	347	12	
Corbly Hall	1	117	110	CLASSROOM	Finance & Economics	1,105	71	
Corbly Hall	1	118	640	DAY CARE	Family Consumer Science	862	25	
Corbly Hall	1	119	640	DAY CARE	Family Consumer Science	113		
Corbly Hall	1	120X	310	OFFICE	Family Consumer Science	90	1	
Corbly Hall	1	121X	315	OFFICE SERVICE	Family Consumer Science	117		
Level 1 Totals:			19 spaces			10,370	412	
Corbly Hall	2	202	315	OFFICE SERVICE	Family Consumer Science	56		
Corbly Hall	2	203	315	OFFICE SERVICE	Family Consumer Science	164		
Corbly Hall	2	204	311	Office, Faculty	Family Consumer Science	137	1	Assoc. Professor
Corbly Hall	2	205	311	Office, Faculty	Family Consumer Science	90	1	Dietetics
Corbly Hall	2	206	311	Office, Faculty	Family Consumer Science	90	1	Professor
Corbly Hall	2	207	311	Office, Faculty	Family Consumer Science	90	1	

Marshall University - Facilities Study 2003

Table B: SPACE INVENTORY - DETAIL BY BUILDING AND FLOOR

Building	Floor	Room	HEGIS	Use	Department	NASF	Stations	Occupants or Additional Info
Corbly Hall	2	208	315	OFFICE SERVICE	Family Consumer Science	90		
Corbly Hall	2	209	311	Office, Faculty	Family Consumer Science	90	1	Dietetics Assoc. Professor
Corbly Hall	2	210	311	Office, Faculty	Family Consumer Science	90	1	Dietetics
Corbly Hall	2	211	219	Computer CR (scheduled)	English	1,096	23	
Corbly Hall	2	213	313	Office, Student Faculty	Finance & Economics	90	2	
Corbly Hall	2	214	311	Office, Faculty	Management & Marketing	91	1	
Corbly Hall	2	215	311	Office, Faculty	MBA	88	1	MBA Director
Corbly Hall	2	216	314	Office, Administrator	MBA	140	1	
Corbly Hall	2	217	311	Office, Faculty	Finance & Economics	189	1	Professor/Director
Corbly Hall	2	218	311	Office, Faculty	Finance & Economics	88	1	Professor
Corbly Hall	2	219	311	Office, Faculty	Accountancy & Legal Studies	88	1	Assoc. Professor
Corbly Hall	2	220	311	Office, Faculty	Accountancy & Legal Studies	88	1	Professor
Corbly Hall	2	221	311	Office, Faculty	Accountancy & Legal Studies	88	1	Assoc. Professor
Corbly Hall	2	222	311	Office, Faculty	Accountancy & Legal Studies	88	1	Professor
Corbly Hall	2	223	311	Office, Faculty	Accountancy & Legal Studies	88	1	Asst. Professor
Corbly Hall	2	224	311	Office, Faculty	Accountancy & Legal Studies	181	1	Assoc. Professor
Corbly Hall	2	225	314	Office, Administrator	Accountancy & Legal Studies	138	1	Admin. Sec. Sr.
Corbly Hall	2	226	311	Office, Faculty	Accountancy & Legal Studies	88	1	Asst. Professor
Corbly Hall	2	227	311	Office, Faculty	Accountancy & Legal Studies	88	1	Asst. Professor
Corbly Hall	2	228	350	CONFERENCE ROOM	Accountancy & Legal Studies	181	10	
Corbly Hall	2	229	311	Office, Faculty	Accountancy & Legal Studies	92	1	Asst. Professor
Corbly Hall	2	230	311	Office, Faculty	Accountancy & Legal Studies	92	1	Assoc. Professor
Corbly Hall	2	231	315	OFFICE SERVICE	Accountancy & Legal Studies	92		
Corbly Hall	2	232	315	OFFICE SERVICE	Accountancy & Legal Studies	190	2	
Corbly Hall	2	233	315	OFFICE SERVICE	MBA	88		Supply Room
Corbly Hall	2	234	311	Office, Faculty	Accountancy & Legal Studies	90	1	Asst. Professor
Corbly Hall	2	235	311	Office, Faculty	Accountancy & Legal Studies	88	1	Assoc. Professor
Corbly Hall	2	236	110	CLASSROOM	Management & Marketing	875	48	
Corbly Hall	2	237	210	Lab (scheduled)	Management & Marketing	282		
Corbly Hall	2	238	215	Lab (scheduled) Service	Management & Marketing	197		
Corbly Hall	2	239	210	Lab (scheduled)	Management & Marketing	234		
Corbly Hall	2	240	110	CLASSROOM	Management & Marketing	839	24	
Corbly Hall	2	241	110	CLASSROOM	Accountancy & Legal Studies	183	40	1 faculty
Corbly Hall	2	242	210	Lab (scheduled)	Dean's Office	1,037	32	
Corbly Hall	2	243	110	CLASSROOM	Management & Marketing	599	41	
Corbly Hall	2	244	110	CLASSROOM	Management & Marketing	560	43	
Corbly Hall	2	245	311	Office, Faculty	English	87	1	Asst. Professor
Corbly Hall	2	246	311	Office, Faculty	English	87	1	
Corbly Hall	2	247	315	OFFICE SERVICE	English	140	4	

Marshall University - Facilities Study 2003

Table B: SPACE INVENTORY - DETAIL BY BUILDING AND FLOOR

Building	Floor	Room	HEGIS	Use	Department	NASF	Stations	Occupants or Additional Info
Corbly Hall	2	248	311	Office, Faculty	English	91	1	Professor
Corbly Hall	2	249	311	Office, Faculty	English	95	1	Assoc. Professor
Corbly Hall	2	250	311	Office, Faculty	English	90	1	Assoc. Professor
Corbly Hall	2	251	311	Office, Faculty	English	89	1	Professor
Corbly Hall	2	252	311	Office, Faculty	English	90	1	Professor
Corbly Hall	2	253	311	Office, Faculty	Finance & Economics	89	1	Assoc. Professor
Corbly Hall	2	254	311	Office, Faculty	Finance & Economics	90	1	Assoc. Professor
Corbly Hall	2	255	311	Office, Faculty	Finance & Economics	89	1	Professor
Corbly Hall	2	256	311	Office, Faculty	Finance & Economics	185	1	Professor
Corbly Hall	2	257	314	Office, Administrator	Finance & Economics	144	1	Admin. Sec. Sr.
Corbly Hall	2	258	311	Office, Faculty	Finance & Economics	91	1	Instructor
Corbly Hall	2	259	311	Office, Faculty	Finance & Economics	91	1	Instructor
Corbly Hall	2	260	311	Office, Faculty	Finance & Economics	91	1	Assoc. Professor
Corbly Hall	2	261	710	CENTRAL COM/ TELECOM	Building Services	59		
Corbly Hall	2	262	311	Office, Faculty	Finance & Economics	88	1	Professor
Corbly Hall	2	263	315	OFFICE SERVICE	Finance & Economics	88		Supply Room
Corbly Hall	2	264	311	Office, Faculty	Finance & Economics	96	1	Assoc. Professor
Corbly Hall	2	265	311	Office, Faculty	English	92	1	Professor
Corbly Hall	2	266	311	Office, Faculty	Finance & Economics	92	1	
Corbly Hall	2	267	110	CLASSROOM	Finance & Economics	542	35	
Corbly Hall	2	268	110	CLASSROOM	English	642	27	
Corbly Hall	2	269	111	Seminar	Family Consumer Science	314	12	
Corbly Hall	2	270	210	Lab (scheduled)	Family Consumer Science	626	48	
Corbly Hall	2	270A	210	Lab (scheduled)	Family Consumer Science	234	26	
Corbly Hall	2	2XX	315	OFFICE SERVICE	Family Consumer Science	7		
Level 2 Totals:			70 spaces			13,852	460	
Corbly Hall	3	302	111	Seminar	Family Consumer Science	350	10	Martha L. Blankenship LI
Corbly Hall	3	304	110	CLASSROOM	English	730	24	Computer Lab
Corbly Hall	3	305	219	Computer CR (scheduled)	English	1,096	24	
Corbly Hall	3	307	311	Office, Faculty	Shared (Ac)	88	1	Shared between Computer Science and Human Dev & allied tech
Corbly Hall	3	308	311	Office, Faculty	Computer Science	88	2	Part-time Faculty/Grad. Assist.
Corbly Hall	3	309	311	Office, Faculty	Computer Science	88	1	Assoc. Professor
Corbly Hall	3	310	314	Office, Administrator	Computer Science	140	1	Admin. Sec. Sr.
Corbly Hall	3	311	311	Office, Faculty	IT & TM	189	1	Jamil Chandri
Corbly Hall	3	312	311	Office, Faculty	Computer Science	88	1	Professor
Corbly Hall	3	313	311	Office, Faculty	Information Technology	88	1	Assoc. Professor
Corbly Hall	3	314	311	Office, Faculty	Information Technology	88	1	Assoc. Professor
Corbly Hall	3	315	311	Office, Faculty	Business Tech	88	1	Assoc. Professor

Marshall University - Facilities Study 2003

Table B: SPACE INVENTORY - DETAIL BY BUILDING AND FLOOR

Building	Floor	Room	HEGIS	Use	Department	NASF	Stations	Occupants or Additional Info
Corbly Hall	3	316	311	Office, Faculty	Business Tech	88	1	Asst. Professor
Corbly Hall	3	317	311	Office, Faculty	Business Tech	88	1	Professor
Corbly Hall	3	318	311	Office, Faculty	Business Tech	180	1	Asst. Professor
Corbly Hall	3	319	314	Office, Administrator	Community & Tech College	138	2	
Corbly Hall	3	320	311	Office, Faculty	Business Tech	88	1	Assoc. Professor
Corbly Hall	3	321	311	Office, Faculty	Information Technology	88	1	Assoc. Professor
Corbly Hall	3	322	311	Office, Faculty	Information Technology	181	1	
Corbly Hall	3	323	311	Office, Faculty	Business Tech	92	1	Assoc. Professor
Corbly Hall	3	324	311	Office, Faculty	Information Technology	92	1	Assoc. Professor
Corbly Hall	3	325	315	OFFICE SERVICE	Community & Tech College	92		
Corbly Hall	3	326	315	OFFICE SERVICE	Community & Tech College	190	8	
Corbly Hall	3	327	315	OFFICE SERVICE	Computer Science	88		
Corbly Hall	3	328	311	Office, Faculty	Business Tech	90	1	Instructor
Corbly Hall	3	329	311	Office, Faculty	Computer Science	88	1	
Corbly Hall	3	330	219	Computer CR (scheduled)	MU Computer Service	1,257	40	
Corbly Hall	3	331	225	Lab, Open Service	MU Computer Service	746	3	
Corbly Hall	3	331A	225	Lab, Open Service	MU Computer Service	92	2	
Corbly Hall	3	331B	225	Lab, Open Service	MU Computer Service	100		
Corbly Hall	3	332	219	Computer CR (scheduled)	MU Computer Service	1,418	45	
Corbly Hall	3	333	110	CLASSROOM	Computer Science	703	40	
Corbly Hall	3	334	311	Office, Faculty	Dean's Office	194	1	Reception
Corbly Hall	3	334A	311	Office, Faculty	Dean's Office	107	1	VP-Idea
Corbly Hall	3	334B	311	Office, Faculty	Dean's Office	105	1	Office Manager
Corbly Hall	3	334C	350	CONFERENCE ROOM	Dean's Office	322	11	
Corbly Hall	3	335	210	Lab (scheduled)	Information Technology	358	16	
Corbly Hall	3	336	210	Lab (scheduled)	Computer Science	360	16	
Corbly Hall	3	337	313	Office, Student Faculty	English	87	3	Graduate Assistance
Corbly Hall	3	338	313	Office, Student Faculty	English	87	3	Graduate Assistance
Corbly Hall	3	339	420	STACK	English	422		
Corbly Hall	3	340	314	Office, Administrator	English	122	1	Information Tech. Cons.
Corbly Hall	3	341	314	Office, Administrator	English	136	1	Dir. of Writing Center
Corbly Hall	3	342	311	Office, Faculty	English	136	1	Dir. of Curricula
Corbly Hall	3	343	311	Office, Faculty	English	136	1	Dir. of Writing Programs
Corbly Hall	3	344	311	Office, Faculty	English	185	1	Chair's Office
Corbly Hall	3	345	314	Office, Administrator	English	93	1	Program Asst. II
Corbly Hall	3	346	315	OFFICE SERVICE	English	353	5	
Corbly Hall	3	347	710	CENTRAL COM/ TELECOM	Building Services	59		
Corbly Hall	3	348	315	OFFICE SERVICE	English	119		
Corbly Hall	3	349	315	OFFICE SERVICE	English	58		

Marshall University - Facilities Study 2003

Table B: SPACE INVENTORY - DETAIL BY BUILDING AND FLOOR

Building	Floor	Room	HEGIS	Use	Department	NASF	Stations	Occupants or Additional Info
Corbly Hall	3	350	315	OFFICE SERVICE	English	96		
Corbly Hall	3	351	315	OFFICE SERVICE	English	92		
Corbly Hall	3	352	313	Office, Student Faculty	English	92	3	
Corbly Hall	3	353	220	Lab, Open	English	556	15	Nine computers
Corbly Hall	3	354	110	CLASSROOM	English	545	37	
Corbly Hall	3	355/56	210	Lab (scheduled)	Family Consumer Science	1,425	42	
Corbly Hall	3	3X8	115	CLASSROOM SERVICE	Computer Science	16		
Level 3 Totals:			58 spaces			15,281	378	
Corbly Hall	4	402	311	Office, Faculty	English	92	1	Part-time Professor
Corbly Hall	4	402A	311	Office, Faculty	English	78	2	?ET Cetera
Corbly Hall	4	405	311	Office, Faculty	English	114	1	Part-time Faculty
Corbly Hall	4	405A	311	Office, Faculty	English	114	1	Part-time Faculty
Corbly Hall	4	406	311	Office, Faculty	English	90	1	Part-time Faculty
Corbly Hall	4	407	111	Seminar	English	323	15	
Corbly Hall	4	408	210	Lab (scheduled)	English	1,088	24	Computer Lab
Corbly Hall	4	410	311	Office, Faculty	Management & Marketing	90	1	Instructor
Corbly Hall	4	411	311	Office, Faculty	Management & Marketing	90	1	Asst. Professor
Corbly Hall	4	412	311	Office, Faculty	Management & Marketing	90	1	Assoc. Professor
Corbly Hall	4	413	311	Office, Faculty	Management & Marketing	140	1	Assoc. Professor
Corbly Hall	4	414	311	Office, Faculty	Management & Marketing	91	1	Assoc. Professor - Fred Mader
Corbly Hall	4	414A	311	Office, Faculty	Management & Marketing	91	1	Assoc. Professor - Deanna Mader
Corbly Hall	4	415	311	Office, Faculty	Management & Marketing	90	1	Assoc. Professor
Corbly Hall	4	416	311	Office, Faculty	Management & Marketing	88	1	Professor
Corbly Hall	4	417	311	Office, Faculty	Management & Marketing	88	1	Professor
Corbly Hall	4	418	311	Office, Faculty	Management & Marketing	88	1	Professor
Corbly Hall	4	419	311	Office, Faculty	Management & Marketing	88	1	Assoc. Professor
Corbly Hall	4	420	311	Office, Faculty	Management & Marketing	88	1	Professor
Corbly Hall	4	421	311	Office, Faculty	Management & Marketing	182	1	Chair/Professor
Corbly Hall	4	422	315	OFFICE SERVICE	Management & Marketing	136		Cart Room
Corbly Hall	4	423	311	Office, Faculty	Management & Marketing	91	1	Professor
Corbly Hall	4	424	311	Office, Faculty	Management & Marketing	91	1	Instructor
Corbly Hall	4	425	311	Office, Faculty	Management & Marketing	149	1	Professor
Corbly Hall	4	426	311	Office, Faculty	Management & Marketing	58	1	Small Business Inst.
Corbly Hall	4	427	311	Office, Faculty	Management & Marketing	88	1	Asst. Professor
Corbly Hall	4	428	315	OFFICE SERVICE	Management & Marketing	88		Supply Room
Corbly Hall	4	429	314	Office, Administrator	Management & Marketing	196	1	Admin. Sec. Sr.
Corbly Hall	4	430	315	OFFICE SERVICE	Management & Marketing	97		Copy Room
Corbly Hall	4	431	311	Office, Faculty	Management & Marketing	88	2	Instructor
Corbly Hall	4	432	311	Office, Faculty	Management & Marketing	91	1	Assoc. Professor

Marshall University - Facilities Study 2003

Table B: SPACE INVENTORY - DETAIL BY BUILDING AND FLOOR

Building	Floor	Room	HEGIS	Use	Department	NASF	Stations	Occupants or Additional Info
Corbly Hall	4	433	210	Lab (scheduled)	Information Technology	980	24	Computer Lab
Corbly Hall	4	434	219	Computer CR (scheduled)	MU Computer Service	979	44	
Corbly Hall	4	435	110	CLASSROOM	Finance & Economics / Management & Marketing	619	47	
Corbly Hall	4	436	219	Computer CR (scheduled)	MU Computer Service	610	22	
Corbly Hall	4	437	210	Lab (scheduled)	Business Tech	642	20	
Corbly Hall	4	437A	314	Office, Administrator	Business Tech	154	1	Office Assistant
Corbly Hall	4	437B	314	Office, Administrator	Business Tech	179	1	Information Systems Cons.
Corbly Hall	4	438	110	CLASSROOM	Business Tech	584	22	Computer Lab
Corbly Hall	4	439	110	CLASSROOM	Business Tech	571	20	Computer Lab
Corbly Hall	4	440	311	Office, Faculty	English	91	1	
Corbly Hall	4	441	311	Office, Faculty	English	91	1	
Corbly Hall	4	442	315	OFFICE SERVICE	English	146	4	
Corbly Hall	4	443	311	Office, Faculty	English	91	1	Professor
Corbly Hall	4	444	311	Office, Faculty	English	95	1	Asst. Professor
Corbly Hall	4	445	311	Office, Faculty	English	90	1	Assoc. Professor
Corbly Hall	4	446	311	Office, Faculty	English	89	1	Professor
Corbly Hall	4	447	311	Office, Faculty	English	90	1	
Corbly Hall	4	448	311	Office, Faculty	English	89	1	Professor
Corbly Hall	4	449	311	Office, Faculty	English	90	1	
Corbly Hall	4	450	311	Office, Faculty	English	89	1	Asst. Professor
Corbly Hall	4	451	311	Office, Faculty	English	91	1	
Corbly Hall	4	452	311	Office, Faculty	English	90	1	Professor
Corbly Hall	4	453	315	OFFICE SERVICE	English	144	4	
Corbly Hall	4	454	311	Office, Faculty	English	91	1	
Corbly Hall	4	455	311	Office, Faculty	English	91	1	
Corbly Hall	4	456	311	Office, Faculty	English	90	1	Asst. Professor
Corbly Hall	4	457	710	CENTRAL COM/ TELECOM	Building Services	59		
Corbly Hall	4	458	311	Office, Faculty	English	88	1	Asst. Professor
Corbly Hall	4	459	311	Office, Faculty	English	83	1	Asst. Professor
Corbly Hall	4	460	311	Office, Faculty	English	99	1	Asst. Professor
Corbly Hall	4	461	311	Office, Faculty	English	92	1	
Corbly Hall	4	462	311	Office, Faculty	English	92	1	Assoc. Professor
Corbly Hall	4	463	110	CLASSROOM	Finance & Economics	542	40	
Corbly Hall	4	464	110	CLASSROOM	Finance & Economics / Management & Marketing	549	45	
Corbly Hall	4	465	110	CLASSROOM	English	347	21	
Corbly Hall	4	466	110	CLASSROOM	English	388	26	
Corbly Hall	4	467	110	CLASSROOM	English	680	30	

Marshall University - Facilities Study 2003

Table B: SPACE INVENTORY - DETAIL BY BUILDING AND FLOOR

Building	Floor	Room	HEGIS	Use	Department	NASF	Stations	Occupants or Additional Info
Level 4 Totals:		68 spaces				14,361	458	
Corbly Hall Totals:		215 spaces				53,864	1,708	
Gullickson Hall	0	G01A	313	Office, Student Faculty	Exer Sci, Sport & Recreation	215	4	
Gullickson Hall	0	G01ACL	315	OFFICE SERVICE	Exer Sci, Sport & Recreation	40		
Gullickson Hall	0	G01B	525	ATHL / PE SERVICE	Exer Sci, Sport & Recreation	27		
Gullickson Hall	0	G01C	250	Lab, Research	Exer Sci, Sport & Recreation	171		
Gullickson Hall	0	G01CCL	315	OFFICE SERVICE	Exer Sci, Sport & Recreation	22		
Gullickson Hall	0	G01D	250	Lab, Research	Exer Sci, Sport & Recreation	185		
Gullickson Hall	0	G01E	250	Lab, Research	Exer Sci, Sport & Recreation	118		
Gullickson Hall	0	G01F	250	Lab, Research	Exer Sci, Sport & Recreation	270		
Gullickson Hall	0	G01FA	255	Lab, Research Service	Exer Sci, Sport & Recreation	52		
Gullickson Hall	0	G01FCL	255	Lab, Research Service	Exer Sci, Sport & Recreation	28		
Gullickson Hall	0	G01G	311	Office, Faculty	Exer Sci, Sport & Recreation	183	1	Part-time Faculty
Gullickson Hall	0	G01H	250	Lab, Research	Exer Sci, Sport & Recreation	207		
Gullickson Hall	0	G01I	250	Lab, Research	Exer Sci, Sport & Recreation	219		
Gullickson Hall	0	G01IA	255	Lab, Research Service	Exer Sci, Sport & Recreation	21		
Gullickson Hall	0	G01K	311	Office, Faculty	Exer Sci, Sport & Recreation	227	1	
Gullickson Hall	0	G01KA	315	OFFICE SERVICE	Exer Sci, Sport & Recreation	22		
Gullickson Hall	0	G01L	250	Lab, Research	Exer Sci, Sport & Recreation	154		
Gullickson Hall	0	G01LA	525	ATHL / PE SERVICE	Exer Sci, Sport & Recreation	35		
Gullickson Hall	0	G02	525	ATHL / PE SERVICE	Exer Sci, Sport & Recreation	947		
Gullickson Hall	0	G02A	525	ATHL / PE SERVICE	Exer Sci, Sport & Recreation	20		
Gullickson Hall	0	G03	315	OFFICE SERVICE	Environmental Engineering Science	296		
Gullickson Hall	0	G03A	311	Office, Faculty	Environmental Engineering Science	176	1	
Gullickson Hall	0	G03B	250	Lab, Research	Environmental Engineering Science	260		
Gullickson Hall	0	G03C	313	Office, Student Faculty	Environmental Engineering Science	118	1	
Gullickson Hall	0	G03D	255	Lab, Research Service	Environmental Engineering Science	230		
Gullickson Hall	0	G03E	310	OFFICE	Environmental Engineering Science	155	1	Begley
Gullickson Hall	0	G03F	311	Office, Faculty	Environmental Engineering Science	605	2	
Gullickson Hall	0	G04	525	ATHL / PE SERVICE	Exer Sci, Sport & Recreation	600		
Gullickson Hall	0	G04A	525	ATHL / PE SERVICE	Exer Sci, Sport & Recreation	488		
Gullickson Hall	0	G04B	525	ATHL / PE SERVICE	Exer Sci, Sport & Recreation	494		
Gullickson Hall	0	G04C	525	ATHL / PE SERVICE	Exer Sci, Sport & Recreation	1,394		

Marshall University - Facilities Study 2003

Table B: SPACE INVENTORY - DETAIL BY BUILDING AND FLOOR

Building	Floor	Room	HEGIS	Use	Department	NASF	Stations	Occupants or Additional Info
Gullickson Hall	0	G05	110	CLASSROOM	Environmental Engineering Science	1,228		
Gullickson Hall	0	G06	525	ATHL / PE SERVICE	Exer Sci, Sport & Recreation	481		
Gullickson Hall	0	G06A	525	ATHL / PE SERVICE	Exer Sci, Sport & Recreation	99		
Gullickson Hall	0	G06B	525	ATHL / PE SERVICE	Exer Sci, Sport & Recreation	466		
Gullickson Hall	0	G06C	525	ATHL / PE SERVICE	Exer Sci, Sport & Recreation	174		
Gullickson Hall	0	G06D	525	ATHL / PE SERVICE	Exer Sci, Sport & Recreation	238		
Gullickson Hall	0	G06E	525	ATHL / PE SERVICE	Exer Sci, Sport & Recreation	8		
Gullickson Hall	0	G08	315	OFFICE SERVICE	Exer Sci, Sport & Recreation	276		
Gullickson Hall	0	G08A	310	OFFICE	Exer Sci, Sport & Recreation	195	1	
Gullickson Hall	0	G08B	315	OFFICE SERVICE	Exer Sci, Sport & Recreation	220		
Gullickson Hall	0	G09	525	ATHL / PE SERVICE	Exer Sci, Sport & Recreation	15		
Gullickson Hall	0	G10	525	ATHL / PE SERVICE	Athletics	320		
Gullickson Hall	0	G11	525	ATHL / PE SERVICE	Exer Sci, Sport & Recreation	102		
Gullickson Hall	0	G11A	525	ATHL / PE SERVICE	Athletics	568		
Gullickson Hall	0	G12	525	ATHL / PE SERVICE	Exer Sci, Sport & Recreation	545		
Gullickson Hall	0	G15	525	ATHL / PE SERVICE	Athletics	332		
Gullickson Hall	0	G17	210	Lab (scheduled)	Military Science ROTC	1,968	30	
Gullickson Hall	0	G18	110	CLASSROOM	Education	539	30	
Gullickson Hall	0	G19	520	ATHL / PE	Athletics	2,114		
Gullickson Hall	0	G19A	525	ATHL / PE SERVICE	Athletics	1,600		
Gullickson Hall	0	G19B	310	OFFICE	Athletics	73	1	
Gullickson Hall	0	G20	525	ATHL / PE SERVICE	Athletics	36		
Gullickson Hall	0	G21	710	CENTRAL COM/ TELECOM	(unknown)	126		
Gullickson Hall	0	G23	525	ATHL / PE SERVICE	Athletics	2,578		
Gullickson Hall	0	G25	525	ATHL / PE SERVICE	Athletics	184		
Gullickson Hall	0	G26	525	ATHL / PE SERVICE	Athletics	77		
Gullickson Hall	0	G26A	520	ATHL / PE	Athletics	83		
Level 0 Totals:			58 spaces			22,624	73	
Gullickson Hall	1	002	315	OFFICE SERVICE	Exer Sci, Sport & Recreation	77		
Gullickson Hall	1	004	315	OFFICE SERVICE	Exer Sci, Sport & Recreation	77		
Gullickson Hall	1	005	315	OFFICE SERVICE	Exer Sci, Sport & Recreation	78	25	
Gullickson Hall	1	006	315	OFFICE SERVICE	Exer Sci, Sport & Recreation	78		
Gullickson Hall	1	007	315	OFFICE SERVICE	Exer Sci, Sport & Recreation	607		
Gullickson Hall	1	101	520	ATHL / PE	Exer Sci, Sport & Recreation	13,907		
Gullickson Hall	1	101A	525	ATHL / PE SERVICE	College of Info Tech & Eng	307		
Gullickson Hall	1	101B	525	ATHL / PE SERVICE	(unknown)	245		
Gullickson Hall	1	101C	525	ATHL / PE SERVICE	(unknown)	47		
Gullickson Hall	1	104	311	Office, Faculty	Exer Sci, Sport & Recreation	225	1	

Marshall University - Facilities Study 2003

Table B: SPACE INVENTORY - DETAIL BY BUILDING AND FLOOR

Building	Floor	Room	HEGIS	Use	Department	NASF	Stations	Occupants or Additional Info
Gullickson Hall	1	104A	313	Office, Student Faculty	Exer Sci, Sport & Recreation	95	2	
Gullickson Hall	1	104B	311	Office, Faculty	Exer Sci, Sport & Recreation	112	1	
Gullickson Hall	1	104C	311	Office, Faculty	Exer Sci, Sport & Recreation	106	1	
Gullickson Hall	1	104D	311	Office, Faculty	Exer Sci, Sport & Recreation	106	1	
Gullickson Hall	1	104E	311	Office, Faculty	Exer Sci, Sport & Recreation	112	1	
Gullickson Hall	1	104F	311	Office, Faculty	Exer Sci, Sport & Recreation	106	1	
Gullickson Hall	1	107	314	Office, Administrator	Exer Sci, Sport & Recreation	197	1	
Gullickson Hall	1	107A	311	Office, Faculty	Exer Sci, Sport & Recreation	149	1	
Gullickson Hall	1	107B	311	Office, Faculty	Exer Sci, Sport & Recreation	126	1	
Gullickson Hall	1	107BCL	315	OFFICE SERVICE	Exer Sci, Sport & Recreation	16		
Gullickson Hall	1	107C	311	Office, Faculty	Exer Sci, Sport & Recreation	136	1	
Gullickson Hall	1	107CL	315	OFFICE SERVICE	Exer Sci, Sport & Recreation	20		
Gullickson Hall	1	107D	310	OFFICE	Exer Sci, Sport & Recreation	82	1	
Gullickson Hall	1	107E	315	OFFICE SERVICE	Exer Sci, Sport & Recreation	36		
Gullickson Hall	1	108	314	Office, Administrator	Exer Sci, Sport & Recreation	166	1	
Gullickson Hall	1	108B	315	OFFICE SERVICE	Exer Sci, Sport & Recreation	202		
Gullickson Hall	1	108C	311	Office, Faculty	Exer Sci, Sport & Recreation	204	1	Chair
Gullickson Hall	1	108CCL	315	OFFICE SERVICE	Exer Sci, Sport & Recreation	41		
Gullickson Hall	1	108D	315	OFFICE SERVICE	Exer Sci, Sport & Recreation	28		
Gullickson Hall	1	109	311	Office, Faculty	College of Info Tech & Eng	229	1	Chair
Gullickson Hall	1	109A	350	CONFERENCE ROOM	College of Info Tech & Eng	200	6	
Gullickson Hall	1	109AW	315	OFFICE SERVICE	College of Info Tech & Eng	16		
Gullickson Hall	1	109B	310	OFFICE	College of Info Tech & Eng	190	1	vacant
Gullickson Hall	1	110	314	Office, Administrator	College of Info Tech & Eng	224	1	Dean
Gullickson Hall	1	112	314	Office, Administrator	College of Info Tech & Eng	469	1	
Gullickson Hall	1	112A	311	Office, Faculty	College of Info Tech & Eng	148	1	Asst. Dean
Gullickson Hall	1	112CL	315	OFFICE SERVICE	College of Info Tech & Eng	10		
Gullickson Hall	1	113	315	OFFICE SERVICE	Exer Sci, Sport & Recreation	18		
Gullickson Hall	1	114	311	Office, Faculty	College of Info Tech & Eng	159	1	Dir. of Environmental Center
Gullickson Hall	1	115	215	Lab (scheduled) Service	College of Info Tech & Eng	127		
Gullickson Hall	1	116	310	OFFICE	College of Info Tech & Eng	112	1	
Gullickson Hall	1	118	670	RECREATION	Exer Sci, Sport & Recreation	5,555		
Gullickson Hall	1	118B	310	OFFICE	Exer Sci, Sport & Recreation	138	1	
Gullickson Hall	1	119	110	CLASSROOM	Exer Sci, Sport & Recreation	699	20	
Gullickson Hall	1	120	110	CLASSROOM	Exer Sci, Sport & Recreation	819	64	
Gullickson Hall	1	121	110	CLASSROOM	Exer Sci, Sport & Recreation	632	34	
Gullickson Hall	1	122	110	CLASSROOM	Exer Sci, Sport & Recreation	691	34	
Gullickson Hall	1	123	110	CLASSROOM	Exer Sci, Sport & Recreation	805	64	
Level 1 Totals:			48 spaces			28,929	270	

Marshall University - Facilities Study 2003

Table B: SPACE INVENTORY - DETAIL BY BUILDING AND FLOOR

Building	Floor	Room	HEGIS	Use	Department	NASF	Stations	Occupants or Additional Info
Gullickson Hall	2	200	510	ARMORY	Military Science ROTC	1,136		
Gullickson Hall	2	203	110	CLASSROOM	Exer Sci, Sport & Recreation	1,444	48	
Gullickson Hall	2	203A	311	Office, Faculty	Exer Sci, Sport & Recreation	189	1	Newly renovated. Vacant; 1 station assumed
Gullickson Hall	2	203B	315	OFFICE SERVICE	Exer Sci, Sport & Recreation	122		
Gullickson Hall	2	203C	311	Office, Faculty	Exer Sci, Sport & Recreation	122	1	Newly renovated. Vacant; 1 station assumed
Gullickson Hall	2	203CL	115	CLASSROOM SERVICE	Exer Sci, Sport & Recreation	69		
Gullickson Hall	2	203D	310	OFFICE	Exer Sci, Sport & Recreation	189	1	Newly renovated. Vacant
Gullickson Hall	2	205	313	Office, Student Faculty	College of Info Tech & Eng	164	1	
Gullickson Hall	2	205A	310	OFFICE	College of Info Tech & Eng	152	1	
Gullickson Hall	2	205B	311	Office, Faculty	College of Info Tech & Eng	146	1	
Gullickson Hall	2	205C	311	Office, Faculty	College of Info Tech & Eng	139	1	
Gullickson Hall	2	206	313	Office, Student Faculty	College of Info Tech & Eng	99	1	
Gullickson Hall	2	206A	210	Lab (scheduled)	College of Info Tech & Eng	1,167		
Gullickson Hall	2	206B	310	OFFICE	College of Info Tech & Eng	182	1	
Gullickson Hall	2	206C	313	Office, Student Faculty	College of Info Tech & Eng	475	6	
Gullickson Hall	2	207	315	OFFICE SERVICE	College of Info Tech & Eng	87		
Gullickson Hall	2	207A	310	OFFICE	College of Info Tech & Eng	143	1	
Gullickson Hall	2	207B	311	Office, Faculty	Exer Sci, Sport & Recreation	117	1	
Gullickson Hall	2	207C	315	OFFICE SERVICE	College of Info Tech & Eng	109		
Gullickson Hall	2	208A	115	CLASSROOM SERVICE	Military Science ROTC	29		
Gullickson Hall	2	208B	523	ATHL SPECTATOR SEATING	Exer Sci, Sport & Recreation	850		
Gullickson Hall	2	208C	115	CLASSROOM SERVICE	Military Science ROTC	65		
Gullickson Hall	2	208D	115	CLASSROOM SERVICE	Military Science ROTC	67		
Gullickson Hall	2	208I	523	ATHL SPECTATOR SEATING	Exer Sci, Sport & Recreation	940		
Gullickson Hall	2	209	520	ATHL / PE	Exer Sci, Sport & Recreation	1,081		
Gullickson Hall	2	210	315	OFFICE SERVICE	Athletics	791	7	GAs also
Gullickson Hall	2	210A	310	OFFICE	Athletics	120	1	
Gullickson Hall	2	210B	310	OFFICE	Athletics	120	1	
Gullickson Hall	2	210C	310	OFFICE	Athletics	187	1	
Gullickson Hall	2	210D	314	Office, Administrator	Athletics	264	1	Secretary
Gullickson Hall	2	210DCL	315	OFFICE SERVICE	Athletics	144		
Gullickson Hall	2	210E	210	Lab (scheduled)	Athletics	120	4	
Gullickson Hall	2	210F	410	STUDY ROOM	Athletics	503	19	
Gullickson Hall	2	211	210	Lab (scheduled)	Computing Services	1,117	24	
Gullickson Hall	2	211A	215	Lab (scheduled) Service	Computing Services	82		
Gullickson Hall	2	212	314	Office, Administrator	Heart of Appalachia Educational Opportunity Center	182	1	
Gullickson Hall	2	212A	315	OFFICE SERVICE	Enrollment Management	13		

Marshall University - Facilities Study 2003

Table B: SPACE INVENTORY - DETAIL BY BUILDING AND FLOOR

Building	Floor	Room	HEGIS	Use	Department	NASF	Stations	Occupants or Additional Info
Gullickson Hall	2	212B	310	OFFICE	Heart of Appalachia Educational Opportunity Center	97	1	
Gullickson Hall	2	212C	310	OFFICE	Heart of Appalachia Educational Opportunity Center	97	1	
Gullickson Hall	2	212CIR	315	OFFICE SERVICE	Enrollment Management	232		
Gullickson Hall	2	212D	310	OFFICE	Empowering Appalachia Talent Search Program	97	1	
Gullickson Hall	2	212E	310	OFFICE	Heart of Appalachia Talent Search Program	97	1	
Gullickson Hall	2	212F	310	OFFICE	Heart of Appalachia Talent Search Program	97	1	
Gullickson Hall	2	212G	310	OFFICE	Enrollment Management	101	1	
Gullickson Hall	2	212H	310	OFFICE	Heart of Appalachia Talent Search Program	129	1	
Gullickson Hall	2	212I	310	OFFICE	Heart of Appalachia Talent Search Program	97	1	
Gullickson Hall	2	212J	310	OFFICE	Empowering Appalachia Talent Search Program	97	1	
Gullickson Hall	2	212K	310	OFFICE	Empowering Appalachia Talent Search Program	93	1	
Gullickson Hall	2	212L	315	OFFICE SERVICE	Enrollment Management	15		
Gullickson Hall	2	212M	310	OFFICE	Empowering Appalachia Talent Search Program	97	1	
Gullickson Hall	2	212N	310	OFFICE	Heart of Appalachia Educational Opportunity Center	134	1	
Gullickson Hall	2	213	110	CLASSROOM	Military Science ROTC	716	28	
Gullickson Hall	2	214	350	CONFERENCE ROOM	Military Science ROTC	627	5	Training Room
Gullickson Hall	2	215	110	CLASSROOM	Military Science ROTC	727	32	
Gullickson Hall	2	216	311	Office, Faculty	Military Science ROTC	532	4	HR, Enrollment Recruitment
Gullickson Hall	2	217	314	Office, Administrator	Military Science ROTC	183	1	
Gullickson Hall	2	217A	311	Office, Faculty	Military Science ROTC	162	1	Chair/MS
Gullickson Hall	2	218A	311	Office, Faculty	Military Science ROTC	336	3	
Gullickson Hall	2	218C	315	OFFICE SERVICE	Military Science ROTC	189		
Gullickson Hall	2	218CIR	315	OFFICE SERVICE	Military Science ROTC	64		
Level 2 Totals:			60 spaces			17,942	210	
Gullickson Hall Totals:			166 spaces			69,495	553	
Harris Hall	0	B06	315	OFFICE SERVICE	Custodial Service	100		
Level 0 Totals:			1 space			100		
Harris Hall	1	102	110	CLASSROOM	Shared (Ac)	910	64	

Marshall University - Facilities Study 2003

Table B: SPACE INVENTORY - DETAIL BY BUILDING AND FLOOR

Building	Floor	Room	HEGIS	Use	Department	NASF	Stations	Occupants or Additional Info
Harris Hall	1	103	315	OFFICE SERVICE	History	75		
Harris Hall	1	104	315	OFFICE SERVICE	History	93		
Harris Hall	1	105	311	Office, Faculty	History	115	1	Professor
Harris Hall	1	107	311	Office, Faculty	History	90	1	Professor
Harris Hall	1	108	311	Office, Faculty	History	84	1	Assoc. Professor
Harris Hall	1	109	311	Office, Faculty	History	87	1	Assoc. Professor
Harris Hall	1	110	311	Office, Faculty	History	90	1	Professor
Harris Hall	1	111	311	Office, Faculty	History	87	1	Professor
Harris Hall	1	112	311	Office, Faculty	History	84	1	Professor
Harris Hall	1	113	311	Office, Faculty	History	90	1	Instructor
Harris Hall	1	115	311	Office, Faculty	History	88	1	ASSISTANT PROFESSOR
Harris Hall	1	116	314	Office, Administrator	History	88	1	
Harris Hall	1	124	311	Office, Faculty	History	90	1	Professor
Harris Hall	1	125	311	Office, Faculty	History	160	1	Professor
Harris Hall	1	127	311	Office, Faculty	History	87	1	Professor
Harris Hall	1	128	311	Office, Faculty	History	90	1	ASSISTANT PROFESSOR
Harris Hall	1	129	311	Office, Faculty	History	87	1	ASSOC. PROFESSOR
Harris Hall	1	130	110	CLASSROOM	History	929	47	
Harris Hall	1	134	110	CLASSROOM	Shared (Ac)	1,074	102	
Harris Hall	1	135	110	CLASSROOM	History	703	47	
Harris Hall	1	136	110	CLASSROOM	History	693	47	
Harris Hall	1	137	110	CLASSROOM	History	600	58	
Harris Hall	1	138	110	CLASSROOM	History	600	45	
Harris Hall	1	139	110	CLASSROOM	History	838	47	
Harris Hall	1	140	350	CONFERENCE ROOM	History	327	15	
Level 1 Totals:			26 spaces			8,259	487	
Harris Hall	2	202	210	Lab (scheduled)	Geography	168	20	
Harris Hall	2	204	315	OFFICE SERVICE	Geography	171		
Harris Hall	2	205	314	Office, Administrator	Geography	115	1	CLERICAL AND RELATED
Harris Hall	2	207	311	Office, Faculty	Geography	90	1	New faculty will occupy
Harris Hall	2	208	311	Office, Faculty	Geography	84	1	ASSISTANT PROFESSOR Jamie Lernard
Harris Hall	2	209	311	Office, Faculty	Geography	87	1	New faculty will occupy
Harris Hall	2	210	311	Office, Faculty	Geography	90	1	ASSISTANT PROFESSOR Sarah Briheger
Harris Hall	2	211	311	Office, Faculty	Geography	87	3	ASSISTANT PROFESSOR Alan Arbogast
Harris Hall	2	212	311	Office, Faculty	Mathematics & Applied Sci	84	1	ASSISTANT PROFESSOR
Harris Hall	2	213	311	Office, Faculty	Education	90	1	PROFESSOR/ADVISOR
Harris Hall	2	215	311	Office, Faculty	Geography	160	1	Professor Larry Jarrett
Harris Hall	2	216	311	Office, Faculty	Geography	90	1	Emeritus Professor
Harris Hall	2	223	311	Office, Faculty	Mathematics & Applied Sci	90	1	INSTRUCTOR

Marshall University - Facilities Study 2003

Table B: SPACE INVENTORY - DETAIL BY BUILDING AND FLOOR

Building	Floor	Room	HEGIS	Use	Department	NASF	Stations	Occupants or Additional Info
Harris Hall	2	224	313	Office, Student Faculty	Mathematics & Applied Sci	160	1	GRADUATE RESEARCH ASSISTANT
Harris Hall	2	226	311	Office, Faculty	Psychology	115	1	Professor
Harris Hall	2	227	311	Office, Faculty	Mathematics & Applied Sci	169	1	Professor
Harris Hall	2	229	110	CLASSROOM	Community & Tech College	450	26	
Harris Hall	2	230	250	Lab, Research	Psychology	450	9	
Harris Hall	2	234	110	CLASSROOM	Education	724	43	
Harris Hall	2	235	110	CLASSROOM	Geography	724	48	
Harris Hall	2	236	110	CLASSROOM	Geography	724	54	
Harris Hall	2	237	210	Lab (scheduled)	Geography	796	33	
Harris Hall	2	238	111	Seminar	Geography	300		
Harris Hall	2	239	215	Lab (scheduled) Service	Geography	180		
Harris Hall	2	240	420	STACK	Geography	537		
Harris Hall	2	241	215	Lab (scheduled) Service	Geography	342		
Harris Hall	2	242	210	Lab (scheduled)	Geography	210		
Harris Hall	2	243	350	CONFERENCE ROOM	Geography	249		
Level 2 Totals:			28 spaces			7,536	249	
Harris Hall	3	302	110	CLASSROOM	Liberal Arts	600	52	
Harris Hall	3	303	110	CLASSROOM	Psychology	600	45	
Harris Hall	3	304	311	Office, Faculty	Counseling	87	1	Professor
Harris Hall	3	305	311	Office, Faculty	Counseling	87	2	Professor
Harris Hall	3	306	311	Office, Faculty	Counseling	83	1	Professor
Harris Hall	3	307	315	OFFICE SERVICE	Counseling	27		
Harris Hall	3	309	311	Office, Faculty	Counseling	90	1	Professor
Harris Hall	3	310	311	Office, Faculty	Counseling	84	1	Professor
Harris Hall	3	311	311	Office, Faculty	Psychology	87	2	Professor Dario
Harris Hall	3	312	311	Office, Faculty	Psychology	90	1	Professor Baker
Harris Hall	3	313	311	Office, Faculty	Psychology	87	1	Professor Lewis
Harris Hall	3	314	311	Office, Faculty	Psychology	84	1	PROFESSOR/ADVISOR Linsey
Harris Hall	3	315	311	Office, Faculty	Psychology	90	1	Professor Ellis
Harris Hall	3	323	311	Office, Faculty	Psychology	90	1	ASSISTANT PROFESSOR Biard
Harris Hall	3	324	314	Office, Administrator	Psychology	160	2	
Harris Hall	3	326	314	Office, Administrator	Psychology	112	1	CLERICAL AND RELATED
Harris Hall	3	328	311	Office, Faculty	Psychology	86	1	Trumpewer
Harris Hall	3	329	315	OFFICE SERVICE	Psychology	129		
Harris Hall	3	330	311	Office, Faculty	Psychology	147	1	Professor/ Chair
Harris Hall	3	331	315	OFFICE SERVICE	Psychology	86		Wiles
Harris Hall	3	331A	311	Office, Faculty	Psychology	140	1	Professor Wyatt
Harris Hall	3	331B	311	Office, Faculty	Psychology	124	1	Professor Mewalett
Harris Hall	3	331C	311	Office, Faculty	Psychology	108	1	Professor Muller

Marshall University - Facilities Study 2003

Table B: SPACE INVENTORY - DETAIL BY BUILDING AND FLOOR

Building	Floor	Room	HEGIS	Use	Department	NASF	Stations	Occupants or Additional Info
Harris Hall	3	331D	311	Office, Faculty	Psychology	113	1	Professor Lems
Harris Hall	3	335A	311	Office, Faculty	Psychology	75	1	Professor Le Grow
Harris Hall	3	335B	250	Lab, Research	Psychology	104	1	
Harris Hall	3	336	111	Seminar	Psychology	243	11	Polycom
Harris Hall	3	337	115	CLASSROOM SERVICE	Psychology	162		PSYD
Harris Hall	3	340A	310	OFFICE	Psychology	30	1	Psi Chi
Harris Hall	3	340B	311	Office, Faculty	Psychology	30	1	PSYD Part-time Faculty
Harris Hall	3	340C	313	Office, Student Faculty	Psychology	30	1	PSYD
Harris Hall	3	340D	313	Office, Student Faculty	Psychology	30	1	PSYD
Harris Hall	3	340E	115	CLASSROOM SERVICE	Psychology	30		PSYD
Harris Hall	3	340F	115	CLASSROOM SERVICE	Psychology	30		PSYD
Harris Hall	3	340G	115	CLASSROOM SERVICE	Psychology	30		PSYD
Harris Hall	3	340H	115	CLASSROOM SERVICE	Psychology	30		PSYD
Harris Hall	3	340I	111	Seminar	Psychology	129	14	PSYD
Harris Hall	3	340J	111	Seminar	Psychology	129	8	PSYD
Harris Hall	3	342	110	CLASSROOM	Psychology	450	33	
Harris Hall	3	343A	115	CLASSROOM SERVICE	Psychology	85		Part-time Faculty
Harris Hall	3	343B	311	Office, Faculty	Psychology	83	1	ASSISTANT PROFESSOR Fish
Harris Hall	3	343C	250	Lab, Research	Counseling	85		
Harris Hall	3	343D	311	Office, Faculty	Counseling	83	1	Professor
Harris Hall	3	344	250	Lab, Research	Counseling	221	12	FACULTY EQUIV OR RESEARCH ASSO
Harris Hall	3	345	250	Lab, Research	Counseling	221		
Harris Hall	3	348	250	Lab, Research	Counseling	159		
Harris Hall	3	350A	250	Lab, Research	Counseling	53		
Harris Hall	3	350B	250	Lab, Research	Counseling	53		
Harris Hall	3	350C	250	Lab, Research	Counseling	53		
Harris Hall	3	350D	250	Lab, Research	Counseling	53		
Harris Hall	3	350E	250	Lab, Research	Counseling	53		
Harris Hall	3	350F	250	Lab, Research	Counseling	53		
Harris Hall	3	350G	250	Lab, Research	Counseling	53		
Harris Hall	3	350H	250	Lab, Research	Counseling	53		
Harris Hall	3	351	315	OFFICE SERVICE	Counseling	98		
Harris Hall	3	352	315	OFFICE SERVICE	Counseling	40		
Harris Hall	3	354	210	Lab (scheduled)	Counseling	279	20	
Harris Hall	3	355	315	OFFICE SERVICE	Counseling	80		
Harris Hall	3	356	313	Office, Student Faculty	Counseling	117	3	
Harris Hall	3	357	314	Office, Administrator	Counseling	270	1	CLERICAL AND RELATED
Level 3 Totals:			60 spaces			7,168	229	
Harris Hall	4	402	110	CLASSROOM	Liberal Arts	450	36	

Marshall University - Facilities Study 2003

Table B: SPACE INVENTORY - DETAIL BY BUILDING AND FLOOR

Building	Floor	Room	HEGIS	Use	Department	NASF	Stations	Occupants or Additional Info
Harris Hall	4	403	110	CLASSROOM	Classical Studies	450	25	
Harris Hall	4	404	311	Office, Faculty	Philosophy	93	1	PROFESSOR/ADVISOR
Harris Hall	4	405	314	Office, Administrator	Philosophy	96	1	and WORK STUDY STUDENT(S)
Harris Hall	4	406	311	Office, Faculty	Classical Studies	93	1	PROFESSOR/ADVISOR
Harris Hall	4	408	311	Office, Faculty	Classical Studies	132	1	Professor
Harris Hall	4	409	311	Office, Faculty	Religion	132	1	Professor
Harris Hall	4	410	311	Office, Faculty	Philosophy	90	1	Professor
Harris Hall	4	411	311	Office, Faculty	Religion	87	1	PROFESSOR/ADVISOR
Harris Hall	4	412	311	Office, Faculty	Classical Studies	84	1	PROFESSOR
Harris Hall	4	413	313	Office, Student Faculty	Adult & Tech Education	90	5	
Harris Hall	4	415	315	OFFICE SERVICE	Classical Studies	100		
Harris Hall	4	417	311	Office, Faculty	Philosophy	150	1	Professor
Harris Hall	4	424	311	Office, Faculty	Adult & Tech Education	87	1	ASSISTANT PROFESSOR
Harris Hall	4	425	314	Office, Administrator	Adult & Tech Education	155	3	
Harris Hall	4	427	315	OFFICE SERVICE	Adult & Tech Education	136		
Harris Hall	4	428	430	OPEN-STACK STUDY ROOM	Adult & Tech Education	136		
Harris Hall	4	429	314	Office, Administrator	Adult & Tech Education	83	1	CLERICAL AND RELATED
Harris Hall	4	430	311	Office, Faculty	Adult & Tech Education	83	1	
Harris Hall	4	433	311	Office, Faculty	Adult & Tech Education	82	1	Professor
Harris Hall	4	434	311	Office, Faculty	Adult & Tech Education	82	1	Professor
Harris Hall	4	435	311	Office, Faculty	Adult & Tech Education	82	1	Professor
Harris Hall	4	436	311	Office, Faculty	Adult & Tech Education	115	1	Professor/ Chair
Harris Hall	4	437	350	CONFERENCE ROOM	Adult & Tech Education	168		
Harris Hall	4	442	110	CLASSROOM	Education	450	14	
Harris Hall	4	443	110	CLASSROOM	Education	600	29	
Harris Hall	4	444	219	Computer CR (scheduled)	MU Computer Service	600	29	
Harris Hall	4	445	110	CLASSROOM	Religion	600	35	
Harris Hall	4	446	110	CLASSROOM	Philosophy	600	45	
Harris Hall	4	447	110	CLASSROOM	Community & Tech College	600	40	
Harris Hall	4	448	110	CLASSROOM	Community & Tech College	600	48	
Harris Hall	4	449	314	Office, Administrator	Psychology	128	1	Clinic
Harris Hall	4	449A	210	Lab (scheduled)	Psychology	71		Clinic
Harris Hall	4	449B	210	Lab (scheduled)	Psychology	70		Clinic
Harris Hall	4	449C	210	Lab (scheduled)	Psychology	133		Clinic
Harris Hall	4	449D	315	OFFICE SERVICE	Psychology	26		Clinic
Harris Hall	4	450	250	Lab, Research	Psychology	249		Clinic
Level 4 Totals:			37 spaces			7,983	326	
Harris Hall Totals:			152 spaces			31,046	1,291	

Marshall University - Facilities Study 2003

Table B: SPACE INVENTORY - DETAIL BY BUILDING AND FLOOR

Building	Floor	Room	HEGIS	Use	Department	NASF	Stations	Occupants or Additional Info
Jenkins Hall	0	B1	110	CLASSROOM	Education	530	35	
Jenkins Hall	0	B10	110	CLASSROOM	Education	718	36	
Jenkins Hall	0	B11	110	CLASSROOM	Education	642	24	
Jenkins Hall	0	B12	110	CLASSROOM	Education	1,012	28	Smart Classroom
Jenkins Hall	0	B13	310	OFFICE	ARSI Program	234	2	D. George, C. Chamers
Jenkins Hall	0	B14	311	Office, Faculty	Special Education	343	3	Lego Team Members - Toyota/MU Science on Wheels
Jenkins Hall	0	B15	315	OFFICE SERVICE	Secondary Education	175		
Jenkins Hall	0	B1A	115	CLASSROOM SERVICE	Education	94		
Jenkins Hall	0	B1B	115	CLASSROOM SERVICE	Education	46		
Jenkins Hall	0	B2	210	Lab (scheduled)	Education	638	20	Four computers, one for every 5 stations
Jenkins Hall	0	B4	110	CLASSROOM	Education	647	40	
Jenkins Hall	0	B5A	315	OFFICE SERVICE	Building Services	482		
Jenkins Hall	0	B6	315	OFFICE SERVICE	Elem & Early Childhood & Reading	104		
Jenkins Hall	0	B6A	315	OFFICE SERVICE	Elem & Early Childhood & Reading	105		
Jenkins Hall	0	B7	110	CLASSROOM	Education	578	27	
Jenkins Hall	0	B8	110	CLASSROOM	Education	655	27	
Jenkins Hall	0	B8A	115	CLASSROOM SERVICE	Education	74		
Level 0 Totals:			17 spaces			7,077	242	
Jenkins Hall	1	100	110	CLASSROOM	Education	639	22	
Jenkins Hall	1	100A	115	CLASSROOM SERVICE	Education	34		
Jenkins Hall	1	101	314	Office, Administrator	Learning Resources	317	1	GA, and 1 Work area
Jenkins Hall	1	101A	430	OPEN-STACK STUDY ROOM	Learning Resources	622		Learning Resource Center
Jenkins Hall	1	101A1	115	CLASSROOM SERVICE	Learning Resources	14		
Jenkins Hall	1	101A2	115	CLASSROOM SERVICE	Special Education	14		
Jenkins Hall	1	101B	315	OFFICE SERVICE	Learning Resources	70		
Jenkins Hall	1	101B1	315	OFFICE SERVICE	Learning Resources	127		
Jenkins Hall	1	101C1	115	CLASSROOM SERVICE	Learning Resources	9		
Jenkins Hall	1	101C2	115	CLASSROOM SERVICE	Learning Resources	594		
Jenkins Hall	1	101D	115	CLASSROOM SERVICE	Learning Resources	228	1	Program Specialist, Grad. Asst, and Workstudy
Jenkins Hall	1	101E	215	Lab (scheduled) Service	Learning Resources	477	13	
Jenkins Hall	1	101F	215	Lab (scheduled) Service	Learning Resources	102		File/Staff Room
Jenkins Hall	1	101G	215	Lab (scheduled) Service	Learning Resources	37		Drawing Lab
Jenkins Hall	1	101H	311	Office, Faculty	Learning Resources	132	1	Prof/Asst.
Jenkins Hall	1	103	315	OFFICE SERVICE	Special Education	96		
Jenkins Hall	1	103A	315	OFFICE SERVICE	Special Education	22		
Jenkins Hall	1	103B	315	OFFICE SERVICE	Special Education	77		

Marshall University - Facilities Study 2003

Table B: SPACE INVENTORY - DETAIL BY BUILDING AND FLOOR

Building	Floor	Room	HEGIS	Use	Department	NASF	Stations	Occupants or Additional Info
Jenkins Hall	1	104A	315	OFFICE SERVICE	Elem & Early Childhood & Reading	15		
Jenkins Hall	1	104B	315	OFFICE SERVICE	Elem & Early Childhood & Reading	25		
Jenkins Hall	1	104C	311	Office, Faculty	Elem & Early Childhood & Reading	174	1	Professor
Jenkins Hall	1	105	311	Office, Faculty	Elem & Early Childhood & Reading	175	1	Professor
Jenkins Hall	1	106A	314	Office, Administrator	Special Education	283	1	Admin. Sec.
Jenkins Hall	1	106B	315	OFFICE SERVICE	Special Education	72		
Jenkins Hall	1	107	315	OFFICE SERVICE	Special Education	90		
Jenkins Hall	1	108	311	Office, Faculty	Special Education	108	1	Professor
Jenkins Hall	1	108A	315	OFFICE SERVICE	Special Education	12		?Professor
Jenkins Hall	1	109	315	OFFICE SERVICE	Special Education	17		
Jenkins Hall	1	110	311	Office, Faculty	Special Education	89	1	Professor
Jenkins Hall	1	110A	315	OFFICE SERVICE	Special Education	17		
Jenkins Hall	1	111	311	Office, Faculty	Special Education	84	1	Adjunct
Jenkins Hall	1	112	311	Office, Faculty	Special Education	169	1	Prof/Director HELP
Jenkins Hall	1	113	311	Office, Faculty	Special Education	126	1	Assoc. Professor
Jenkins Hall	1	114	311	Office, Faculty	Special Education	107	1	Assoc. Professor
Jenkins Hall	1	115	311	Office, Faculty	Special Education	149	1	Professor
Jenkins Hall	1	116	315	OFFICE SERVICE	Special Education	37		
Jenkins Hall	1	118	314	Office, Administrator	Educational Foundations	188	1	Admin, and Grad Asst.
Jenkins Hall	1	119	311	Office, Faculty	Educational Foundations	121	1	Faculty
Jenkins Hall	1	120	311	Office, Faculty	Educational Foundations	121	1	Assoc. Professor
Jenkins Hall	1	120A	315	OFFICE SERVICE	Educational Foundations	30		
Jenkins Hall	1	121	311	Office, Faculty	Educational Foundations	94	1	Assoc. Professor
Jenkins Hall	1	122	311	Office, Faculty	Educational Foundations	88	1	Professor
Jenkins Hall	1	123	313	Office, Student Faculty	Educational Foundations	105	1	Grad Asst.
Jenkins Hall	1	124	310	OFFICE	Appalachian Studies Association	94	1	M. Thomas
Jenkins Hall	1	126	314	Office, Administrator	Elem & Early Childhood & Reading	94	1	Admin. Sec.
Jenkins Hall	1	127	315	OFFICE SERVICE	Elem & Early Childhood & Reading	96		
Jenkins Hall	1	128	311	Office, Faculty	Educational Foundations	93	1	Asst. Professor
Jenkins Hall	1	129	315	OFFICE SERVICE	Elem & Early Childhood & Reading	64	1	Work Room (ARSI)
Jenkins Hall	1	130	311	Office, Faculty	Elem & Early Childhood & Reading	118	1	Professor
Jenkins Hall	1	131	311	Office, Faculty	Elem & Early Childhood & Reading	73	2	

Marshall University - Facilities Study 2003

Table B: SPACE INVENTORY - DETAIL BY BUILDING AND FLOOR

Building	Floor	Room	HEGIS	Use	Department	NASF	Stations	Occupants or Additional Info
Jenkins Hall	1	132	311	Office, Faculty	Elem & Early Childhood & Reading	85	1	Asst. Professor
Jenkins Hall	1	133	311	Office, Faculty	Elem & Early Childhood & Reading	107	1	Professor
Jenkins Hall	1	134	311	Office, Faculty	Elem & Early Childhood & Reading	81	1	
Jenkins Hall	1	135	311	Office, Faculty	Elem & Early Childhood & Reading	108	1	Clinical Supervisor
Jenkins Hall	1	136	219	Computer CR (scheduled)	Elem & Early Childhood & Reading	390	20	
Jenkins Hall	1	1xxx	315	OFFICE SERVICE	Educational Foundations	11		
Level 1 Totals:		56 spaces				7,521	85	
Jenkins Hall	2	201	314	Office, Administrator	Secondary Education	201	1	Admin. Sec. Sr.
Jenkins Hall	2	202	315	OFFICE SERVICE	Secondary Education	63		
Jenkins Hall	2	203	315	OFFICE SERVICE	Secondary Education	113	3	Work Study
Jenkins Hall	2	203A	315	OFFICE SERVICE	Secondary Education	10		
Jenkins Hall	2	204	311	Office, Faculty	Secondary Education	132	1	Professor/Chair
Jenkins Hall	2	205	350	CONFERENCE ROOM	Secondary Education	224	8	
Jenkins Hall	2	206	311	Office, Faculty	Secondary Education	127	1	Professor/Coordinator
Jenkins Hall	2	207	311	Office, Faculty	Secondary Education	123	1	Professor
Jenkins Hall	2	208	311	Office, Faculty	Secondary Education	97	1	Asst. Professor
Jenkins Hall	2	209	311	Office, Faculty	Secondary Education	110	1	Professor
Jenkins Hall	2	210	315	OFFICE SERVICE	Secondary Education	23		
Jenkins Hall	2	211	311	Office, Faculty	Elem & Early Childhood & Reading / Secondary Education	50	1	Supv. Clinical Experience
Jenkins Hall	2	211A	314	Office, Administrator	Elem & Early Childhood & Reading / Secondary Education	50	1	Supv/Clinical Experience
Jenkins Hall	2	212	315	OFFICE SERVICE	Dean's Suite	21		
Jenkins Hall	2	213	315	OFFICE SERVICE	Dean's Suite	66		
Jenkins Hall	2	214	311	Office, Faculty	Secondary Education	97	1	Professor
Jenkins Hall	2	215	315	OFFICE SERVICE	Dean's Suite	53		
Jenkins Hall	2	216	313	Office, Student Faculty	Secondary Education	53	1	Graduate Assistant
Jenkins Hall	2	217	311	Office, Faculty	Secondary Education	121	1	Dir, Distance Learning
Jenkins Hall	2	219	350	CONFERENCE ROOM	Dean's Suite	209	12	
Jenkins Hall	2	220	314	Office, Administrator	Dean's Suite	426	3	Admin. Asst/Bus. Manager I
Jenkins Hall	2	220A	315	OFFICE SERVICE	Dean's Suite	43		
Jenkins Hall	2	221	315	OFFICE SERVICE	Dean's Suite	126		
Jenkins Hall	2	222	315	OFFICE SERVICE	Dean's Suite	109		
Jenkins Hall	2	223	314	Office, Administrator	Dean's Suite	173	1	Assoc. Dean

Marshall University - Facilities Study 2003

Table B: SPACE INVENTORY - DETAIL BY BUILDING AND FLOOR

Building	Floor	Room	HEGIS	Use	Department	NASF	Stations	Occupants or Additional Info
Jenkins Hall	2	224	314	Office, Administrator	Dean's Suite	194	1	Dean
Jenkins Hall	2	225	314	Office, Administrator	Dean's Suite	403	1	
Jenkins Hall	2	226	314	Office, Administrator	Dean's Suite	128	1	Dir. Academic Services
Jenkins Hall	2	227	310	OFFICE	Dean's Suite	119	1	
Jenkins Hall	2	228	315	OFFICE SERVICE	Dean's Suite	147		
Jenkins Hall	2	229	310	OFFICE	Dean's Suite	96	1	
Jenkins Hall	2	230	315	OFFICE SERVICE	Dean's Suite	164		
Jenkins Hall	2	231	314	Office, Administrator	Dean's Suite	127	1	Academic Advisor
Jenkins Hall	2	232	311	Office, Faculty	Education	415	3	Two faculty and a staff member, Clinical Experience
Jenkins Hall	2	233	110	CLASSROOM	Education	683	40	
Jenkins Hall	2	233A	115	CLASSROOM SERVICE	Education	8		
Jenkins Hall	2	235	110	CLASSROOM	Education	711	32	Smart Classroom
Jenkins Hall	2	235A	115	CLASSROOM SERVICE	Education	9		
Jenkins Hall	2	236	110	CLASSROOM	Education	905	30	has computers
Jenkins Hall	2	237	313	Office, Student Faculty	Education	82	1	Grad. Asst.
Jenkins Hall	2	238	314	Office, Administrator	Advanced Educational Studies	203	1	
Jenkins Hall	2	239	310	OFFICE	Advanced Educational Studies	77	1	ACCLAIM
Jenkins Hall	2	240	311	Office, Faculty	Advanced Educational Studies	122	1	Adjunct Professor also is a Part-Time Staff Member
Jenkins Hall	2	241	311	Office, Faculty	Advanced Educational Studies	110	1	Professor
Jenkins Hall	2	242	311	Office, Faculty	Advanced Educational Studies	131	1	Professor
Jenkins Hall	2	243	311	Office, Faculty	Advanced Educational Studies	113	1	
Jenkins Hall	2	244	315	OFFICE SERVICE	Advanced Educational Studies	87		
Level 2 Totals:			47 spaces			7,854	156	
Jenkins Hall Totals:			120 spaces			22,452	483	
Prichard Hall	0	B5	315	OFFICE SERVICE	Upward Bound	116		
Prichard Hall	0	B6	315	OFFICE SERVICE	Upward Bound	116		
Level 0 Totals:			2 spaces			232		
Prichard Hall	1	109	310	OFFICE	Marshall Tech Inst	176	1	
Prichard Hall	1	111	310	OFFICE	Marshall Tech Inst	246	2	
Prichard Hall	1	111A	715	CENTRAL COM/ TELECOM SERV	Building Services	870		
Prichard Hall	1	112	310	OFFICE	Marshall Tech Inst	189	1	
Prichard Hall	1	112A	310	OFFICE	Marshall Tech Inst	136	1	112 on door

Marshall University - Facilities Study 2003

Table B: SPACE INVENTORY - DETAIL BY BUILDING AND FLOOR

Building	Floor	Room	HEGIS	Use	Department	NASF	Stations	Occupants or Additional Info
Prichard Hall	1	113	310	OFFICE	Rehabilitation Services	177	1	
Prichard Hall	1	114	315	OFFICE SERVICE	Disable Student Ser	114		
Prichard Hall	1	117	310	OFFICE	Disable Student Ser	147	1	
Prichard Hall	1	117A	315	OFFICE SERVICE	Disable Student Ser	32		
Prichard Hall	1	117B	315	OFFICE SERVICE	Disable Student Ser	22		
Prichard Hall	1	119	314	Office, Administrator	Disable Student Ser	123	1	
Prichard Hall	1	120	310	OFFICE	Disable Student Ser	147	1	
Prichard Hall	1	121	310	OFFICE	Upward Bound	156	1	
Prichard Hall	1	124	310	OFFICE	Upward Bound / Student Support	360	4	
Prichard Hall	1	125	310	OFFICE	Upward Bound	129	1	
Prichard Hall	1	126	310	OFFICE	Upward Bound	143	1	
Prichard Hall	1	128	310	OFFICE	Upward Bound	102	1	
Prichard Hall	1	129	310	OFFICE	Upward Bound	102	1	
Prichard Hall	1	130	310	OFFICE	Upward Bound	143	1	
Prichard Hall	1	131	310	OFFICE	Upward Bound	129	1	
Prichard Hall	1	133	313	Office, Student Faculty	Upward Bound	153	1	
Prichard Hall	1	134	310	OFFICE	Women's Center	144	1	
Prichard Hall	1	135	310	OFFICE	Women's Center	113	1	
Prichard Hall	1	136	310	OFFICE	Student Health	144	1	
Prichard Hall	1	136A	315	OFFICE SERVICE	Women's Center	24		
Prichard Hall	1	137	315	OFFICE SERVICE	Student Development	53		
Prichard Hall	1	140	313	Office, Student Faculty	Student Health	212	3	
Prichard Hall	1	140A	315	OFFICE SERVICE	Student Health	23		
Prichard Hall	1	142	315	OFFICE SERVICE	Student Health	24		
Prichard Hall	1	143	310	OFFICE	Women's Center	299	1	
Prichard Hall	1	145	310	OFFICE	Student Health	144	1	
Prichard Hall	1	145A	315	OFFICE SERVICE	Student Health	25		
Prichard Hall	1	148	310	OFFICE	Student Development	167	1	
Prichard Hall	1	148A	315	OFFICE SERVICE	Student Development	24		
Prichard Hall	1	149	310	OFFICE	Student Development	147	1	
Prichard Hall	1	149A	315	OFFICE SERVICE	Student Development	25		
Prichard Hall	1	153	315	OFFICE SERVICE	Student Development	164	1	
Prichard Hall	1	154B	314	Office, Administrator	Student Development	248	1	
Prichard Hall	1	155	310	OFFICE	Student Development	168	1	
Prichard Hall	1	155A	315	OFFICE SERVICE	Student Development	25		
Level 1 Totals:			40 spaces			5,969	34	
Prichard Hall	2	200	219	Computer CR (scheduled)	ISAT	1,200	29	
Prichard Hall	2	200A	115	CLASSROOM SERVICE	ISAT	141		

Marshall University - Facilities Study 2003

Table B: SPACE INVENTORY - DETAIL BY BUILDING AND FLOOR

Building	Floor	Room	HEGIS	Use	Department	NASF	Stations	Occupants or Additional Info
Prichard Hall	2	201	311	Office, Faculty	ISAT	196	1	
Prichard Hall	2	202	311	Office, Faculty	ISAT	141	1	
Prichard Hall	2	207	219	Computer CR (scheduled)	ISAT	391	11	
Prichard Hall	2	208	311	Office, Faculty	ISAT	176	1	
Prichard Hall	2	211	311	Office, Faculty	ISAT	173	1	
Prichard Hall	2	212	311	Office, Faculty	ISAT	167	1	
Prichard Hall	2	213	314	Office, Administrator	ISAT	116	1	
Prichard Hall	2	214	313	Office, Student Faculty	Extended Education	170	2	Grad Asst./Wk Study
Prichard Hall	2	215	311	Office, Faculty	ISAT	173	1	
Prichard Hall	2	216	314	Office, Administrator	Extended Education	164	1	Administrative Sec., Military Program
Prichard Hall	2	217	311	Office, Faculty	ISAT	176	1	
Prichard Hall	2	218	314	Office, Administrator	Regents BA	305	2	Acad. Advisor/Grad Asst
Prichard Hall	2	219	315	OFFICE SERVICE	Extended Education	24		
Prichard Hall	2	220	315	OFFICE SERVICE	Shared (Ac)	30		
Prichard Hall	2	221	314	Office, Administrator	Extended Education	170	1	Adult Student Coord.
Prichard Hall	2	222	314	Office, Administrator	Regents BA	177	1	RBA Prg. Coordinator
Prichard Hall	2	223	314	Office, Administrator	Extended Education	164	1	Program Director
Prichard Hall	2	224	350	CONFERENCE ROOM	Nursing	200	10	Coord. Military Prg.
Prichard Hall	2	224EAST	314	Office, Administrator	Extended Education	258	1	Dean, Sch. Extended Ed.
Prichard Hall	2	224WEST	314	Office, Administrator	Extended Education	258	1	Coord. Dual Credits
Prichard Hall	2	224x	315	OFFICE SERVICE	Nursing	130		
Level 2 Totals:			23 spaces			5,100	68	
Prichard Hall	3	301	210	Lab (scheduled)	Nursing	1,341	10	Learning Lab
Prichard Hall	3	302	315	OFFICE SERVICE	Nursing	202		
Prichard Hall	3	303/308	219	Computer CR (scheduled)	Nursing	324		
Prichard Hall	3	309	311	Office, Faculty	Nursing	154	2	Part-time Faculty
Prichard Hall	3	310	311	Office, Faculty	Nursing	168	1	
Prichard Hall	3	311	311	Office, Faculty	Nursing	136	1	Part-Time Faculty
Prichard Hall	3	313	315	OFFICE SERVICE	Nursing	67		
Prichard Hall	3	314	311	Office, Faculty	Nursing	172	1	
Prichard Hall	3	315	310	OFFICE	Nursing	154	1	
Prichard Hall	3	315A	311	Office, Faculty	Nursing	159	1	
Prichard Hall	3	315B	311	Office, Faculty	Nursing	149	1	
Prichard Hall	3	316	311	Office, Faculty	Nursing	172	1	
Prichard Hall	3	317	111	Seminar	Nursing	305	10	
Prichard Hall	3	318	311	Office, Faculty	Nursing	172	1	
Prichard Hall	3	320	311	Office, Faculty	Nursing	174	1	
Prichard Hall	3	321	315	OFFICE SERVICE	Nursing	30		
Prichard Hall	3	322	311	Office, Faculty	Nursing	152	1	

Marshall University - Facilities Study 2003

Table B: SPACE INVENTORY - DETAIL BY BUILDING AND FLOOR

Building	Floor	Room	HEGIS	Use	Department	NASF	Stations	Occupants or Additional Info
Prichard Hall	3	323	311	Office, Faculty	Nursing	149	1	
Prichard Hall	3	324	110	CLASSROOM	Nursing	951	48	
Prichard Hall	3	3rd. Fl. N. C	315	OFFICE SERVICE	Nursing	36		
Prichard Hall	3	3rd. Fl. S. C	315	OFFICE SERVICE	Nursing	36		
Level 3 Totals:		21 spaces				5,203	81	
Prichard Hall	4	401	110	CLASSROOM	Nursing	896	50	
Prichard Hall	4	402	311	Office, Faculty	Nursing	175	1	1 station assumed
Prichard Hall	4	403	311	Office, Faculty	Nursing	179	1	
Prichard Hall	4	404	311	Office, Faculty	Nursing	177	1	
Prichard Hall	4	409	311	Office, Faculty	Nursing	177	1	
Prichard Hall	4	410	311	Office, Faculty	Nursing	177	1	
Prichard Hall	4	411	311	Office, Faculty	Nursing	178	1	
Prichard Hall	4	412	311	Office, Faculty	Nursing	177	1	
Prichard Hall	4	413	314	Office, Administrator	Nursing	340	2	
Prichard Hall	4	416	311	Office, Faculty	Nursing	181	1	
Prichard Hall	4	417	311	Office, Faculty	Nursing	174	1	Nursing Chair/ Currently Vacant
Prichard Hall	4	418	315	OFFICE SERVICE	Nursing	175		
Prichard Hall	4	419	310	OFFICE	Nursing	174	1	
Prichard Hall	4	420	314	Office, Administrator	Nursing	177	1	Assoc. Dean
Prichard Hall	4	421	314	Office, Administrator	Nursing	307	1	Dean
Prichard Hall	4	423	315	OFFICE SERVICE	Nursing	30		
Prichard Hall	4	424	310	OFFICE	Nursing	179	1	
Prichard Hall	4	425	310	OFFICE	Nursing	171	1	
Prichard Hall	4	426	314	Office, Administrator	Nursing	172	1	
Prichard Hall	4	427	110	CLASSROOM	Nursing	896	40	
Prichard Hall	4	4th Fl. N. C	315	OFFICE SERVICE	Nursing	36		
Prichard Hall	4	4th Fl. S. Cl	315	OFFICE SERVICE	Nursing	36		
Level 4 Totals:		22 spaces				5,184	107	
Prichard Hall Totals:		108 spaces				21,688	290	
Science Building	0	GH	585	GREENHOUSE SERVICE	Biological Sciences	1,168		
Science Building	0	GH10	580	GREENHOUSE	Biological Sciences	245		
Science Building	0	GH11	580	GREENHOUSE	Biological Sciences	118		
Science Building	0	GH3	580	GREENHOUSE	Biological Sciences	127		
Science Building	0	GH4	580	GREENHOUSE	Biological Sciences	245		
Science Building	0	GH5	580	GREENHOUSE	Biological Sciences	245		
Science Building	0	GH6	580	GREENHOUSE	Biological Sciences	245		
Science Building	0	GH7	580	GREENHOUSE	Biological Sciences	118		
Science Building	0	GH8	580	GREENHOUSE	Biological Sciences	245		

Marshall University - Facilities Study 2003

Table B: SPACE INVENTORY - DETAIL BY BUILDING AND FLOOR

Building	Floor	Room	HEGIS	Use	Department	NASF	Stations	Occupants or Additional Info
Science Building	0	GH9	580	GREENHOUSE	Biological Sciences	245		
Level 0 Totals:			10 spaces			3,001		
Science Building	1	100	210	Lab (scheduled)	Physics	1,266	25	
Science Building	1	101	314	Office, Administrator	Physics	95	2	Admin. Sec. Sr.
Science Building	1	102	215	Lab (scheduled) Service	Physics	233		
Science Building	1	103	210	Lab (scheduled)	Physics	1,273	37	
Science Building	1	104	215	Lab (scheduled) Service	Physics	205		
Science Building	1	105	311	Office, Faculty	Physics	120	1	1 station assumed
Science Building	1	106	250	Lab, Research	Chemistry	309		
Science Building	1	106A	255	Lab, Research Service	Chemistry	200		
Science Building	1	107	250	Lab, Research	Biological Sciences	304		
Science Building	1	108	250	Lab, Research	Biological Sciences	723	10	
Science Building	1	110	255	Lab, Research Service	Biological Sciences	160		
Science Building	1	112	255	Lab, Research Service	Biological Sciences	89		
Science Building	1	113	215	Lab (scheduled) Service	Biological Sciences	127		
Science Building	1	114	255	Lab, Research Service	Biological Sciences	124		
Science Building	1	115	255	Lab, Research Service	Biological Sciences	141		
Science Building	1	116	311	Office, Faculty	Biological Sciences	94	1	Assoc. Prof.
Science Building	1	117	255	Lab, Research Service	Biological Sciences	139		
Science Building	1	118	210	Lab (scheduled)	Biological Sciences	723	10	
Science Building	1	119	250	Lab, Research	Biological Sciences	355		
Science Building	1	120	250	Lab, Research	Biological Sciences	162		
Science Building	1	121	255	Lab, Research Service	Biological Sciences	84		
Science Building	1	122A	311	Office, Faculty	Biological Sciences	132	1	Professor
Science Building	1	122B	250	Lab, Research	Biological Sciences	255		
Science Building	1	123	255	Lab, Research Service	Geology	116		
Science Building	1	124	215	Lab (scheduled) Service	Geology	224		
Science Building	1	125	210	Lab (scheduled)	Geology	856	20	
Science Building	1	126	210	Lab (scheduled)	Geology	882		
Science Building	1	127	215	Lab (scheduled) Service	Geology	106		
Science Building	1	128	210	Lab (scheduled)	Geology	570		Atomic Spectroscopy Lab
Science Building	1	129	215	Lab (scheduled) Service	Geology	232		
Science Building	1	130	215	Lab (scheduled) Service	Geology	86		
Science Building	1	131	311	Office, Faculty	Geology	111	1	Professor
Science Building	1	150A	250	Lab, Research	Radiation Safety	348		
Science Building	1	150D	255	Lab, Research Service	Radiation Safety	95		
Science Building	1	150E	255	Lab, Research Service	Radiation Safety	145		
Science Building	1	151	250	Lab, Research	Physics	333		
Science Building	1	152A	250	Lab, Research	Chemistry	269		

Marshall University - Facilities Study 2003

Table B: SPACE INVENTORY - DETAIL BY BUILDING AND FLOOR

Building	Floor	Room	HEGIS	Use	Department	NASF	Stations	Occupants or Additional Info
Science Building	1	152B	255	Lab, Research Service	Chemistry	106		
Science Building	1	153	311	Office, Faculty	Physics	144	1	Asst. Professor
Science Building	1	154A	250	Lab, Research	Physics	750		154 on door
Science Building	1	154B	250	Lab, Research	Physics	178		For Faculty in
Science Building	1	159	311	Office, Faculty	Physics	112	2	Barker; Faehrmann
Science Building	1	161	255	Lab, Research Service	Geology	153		
Science Building	1	162A	314	Office, Administrator	ITC	208	1	Admin. Sec. Sr.
Science Building	1	162B	311	Office, Faculty	ITC	172	1	Professor
Science Building	1	162C	315	OFFICE SERVICE	ITC	180		
Science Building	1	162D	350	CONFERENCE ROOM	ITC	149		
Science Building	1	163	311	Office, Faculty	Geology	111	1	Professor
Science Building	1	164	215	Lab (scheduled) Service	Geology	508		
Science Building	1	165	210	Lab (scheduled)	Geology	1,146	31	
Science Building	1	166	210	Lab (scheduled)	Shared Sciences	973	25	166 on door
Science Building	1	167	210	Lab (scheduled)	Geology	991	32	
Science Building	1	167B	215	Lab (scheduled) Service	Geology	219		
Science Building	1	170	210	Lab (scheduled)	Geology	1,175	25	170 on door
Science Building	1	170B	215	Lab (scheduled) Service	Geology	190		
Science Building	1	171	311	Office, Faculty	Geology	114	1	Professor
Science Building	1	172	215	Lab (scheduled) Service	Geology	333		172 on door
Science Building	1	172B	215	Lab (scheduled) Service	Geology	304		
Science Building	1	173	219	Computer CR (scheduled)	Geology	365		173 on door
Science Building	1	173B	313	Office, Student Faculty	Geology	172	1	Graduates
Science Building	1	174A	311	Office, Faculty	Geology	124	1	Professor. 174 on door
Science Building	1	174B	250	Lab, Research	Geology	209		
Science Building	1	175	314	Office, Administrator	Physics	461	1	Lab Equipment Technician
Science Building	1	175A	314	Office, Administrator	Physics	38	1	Lab Equip. Tech.
Science Building	1	176A	314	Office, Administrator	Geology	192	1	
Science Building	1	176B	311	Office, Faculty	Geology	157	1	Chair
Science Building	1	178	311	Office, Faculty	Physics	129	1	Asst. Professor
Science Building	1	179	210	Lab (scheduled)	Physics	1,355	24	179 on door
Science Building	1	179B	215	Lab (scheduled) Service	Physics	188		
Science Building	1	180B	255	Lab, Research Service	Physics	33		
Science Building	1	180C	255	Lab, Research Service	Physics	258		
Science Building	1	184	315	OFFICE SERVICE	Physics	214		
Science Building	1	1A	250	Lab, Research	Chemistry	130		
Science Building	1	1B	255	Lab, Research Service	Chemistry	36		
Level 1 Totals:			74 spaces			23,963	259	
Science Building	2	200	210	Lab (scheduled)	Biological Sciences	545	28	

Marshall University - Facilities Study 2003

Table B: SPACE INVENTORY - DETAIL BY BUILDING AND FLOOR

Building	Floor	Room	HEGIS	Use	Department	NASF	Stations	Occupants or Additional Info
Science Building	2	200A	311	Office, Faculty	Biological Sciences	164	1	Assoc. Prof.
Science Building	2	201	311	Office, Faculty	Biological Sciences	100	2	
Science Building	2	201A	250	Lab, Research	Biological Sciences	186		
Science Building	2	202	311	Office, Faculty	Biological Sciences	117	1	Professor
Science Building	2	203	210	Lab (scheduled)	Biological Sciences	1,104	30	
Science Building	2	204	314	Office, Administrator	Biological Sciences	113	1	Acad. Lab. Mgr.
Science Building	2	205	215	Lab (scheduled) Service	Biological Sciences	143		
Science Building	2	206	311	Office, Faculty	Biological Sciences	111	1	Asst. Prof.
Science Building	2	207	215	Lab (scheduled) Service	Biological Sciences	1,424		
Science Building	2	208	215	Lab (scheduled) Service	Biological Sciences	136		
Science Building	2	209	313	Office, Student Faculty	Biological Sciences	479	9	Graduate Assistants
Science Building	2	210	210	Lab (scheduled)	Biological Sciences	1,092	28	
Science Building	2	211	215	Lab (scheduled) Service	Biological Sciences	319		
Science Building	2	212	210	Lab (scheduled)	Biological Sciences	1,008	32	
Science Building	2	213	311	Office, Faculty	Biological Sciences	226	1	Professor
Science Building	2	214	311	Office, Faculty	Biological Sciences	101	1	Professor
Science Building	2	251	314	Office, Administrator	Physics	234	1	Admin. Sec. Sr.
Science Building	2	251A	311	Office, Faculty	Physics	90	1	Professor/Chair
Science Building	2	252	315	OFFICE SERVICE	Physics	78		
Science Building	2	253	210	Lab (scheduled)	Physics	1,135		
Science Building	2	253B	210	Lab (scheduled)	Physics	247		
Science Building	2	253C	215	Lab (scheduled) Service	Physics	71		
Science Building	2	254	311	Office, Faculty	Physics	120	1	Professor
Science Building	2	255	311	Office, Faculty	Physics	113	1	Professor
Science Building	2	256	311	Office, Faculty	Physics	109	1	Professor
Science Building	2	257	311	Office, Faculty	Physics	101	1	Professor
Science Building	2	258	210	Lab (scheduled)	Physics	477	8	
Science Building	2	259	210	Lab (scheduled)	Physics	762	20	259 on door
Science Building	2	259B	315	OFFICE SERVICE	Physics	13		
Science Building	2	260A	219	Computer CR (scheduled)	Physics	276		
Science Building	2	260B	311	Office, Faculty	Physics	121	1	Assoc. Professor
Science Building	2	261	250	Lab, Research	Biological Sciences	280		
Science Building	2	263	250	Lab, Research	Biological Sciences	310		
Science Building	2	264	250	Lab, Research	Biological Sciences	186		1 faculty
Science Building	2	265A	250	Lab, Research	Biological Sciences	318		265 on door
Science Building	2	265B	311	Office, Faculty	Biological Sciences	123	1	Professor
Science Building	2	266	210	Lab (scheduled)	Biological Sciences	858	18	
Science Building	2	266B	315	OFFICE SERVICE	Biological Sciences	203		
Science Building	2	267B	311	Office, Faculty	Biological Sciences	119	1	Professor, 267 on door

Marshall University - Facilities Study 2003

Table B: SPACE INVENTORY - DETAIL BY BUILDING AND FLOOR

Building	Floor	Room	HEGIS	Use	Department	NASF	Stations	Occupants or Additional Info
Science Building	2	268	255	Lab, Research Service	Biological Sciences	298		268 on door
Science Building	2	269	210	Lab (scheduled)	Biological Sciences	967	29	
Science Building	2	269B	215	Lab (scheduled) Service	Biological Sciences	209		
Science Building	2	270A	314	Office, Administrator	Science Admin	265	1	Admin. Sec. Sr.
Science Building	2	270B	314	Office, Administrator	Science Admin	145	1	Associate Dean
Science Building	2	270C	315	OFFICE SERVICE	Science Admin	77		
Science Building	2	270D	314	Office, Administrator	Science Admin	118	1	Academic Advisory
Science Building	2	270E	314	Office, Administrator	Science Admin	190	1	Dean
Science Building	2	272	314	Office, Administrator	Science Admin	133	1	Admin. Associate
Science Building	2	273	210	Lab (scheduled)	Biological Sciences	1,016	24	
Science Building	2	273B	215	Lab (scheduled) Service	Biological Sciences	195		
Science Building	2	274	311	Office, Faculty	Biological Sciences	115	1	Assoc. Prof.
Science Building	2	275	250	Lab, Research	Biological Sciences	307		
Science Building	2	276	110	CLASSROOM	Shared Sciences	1,116	78	Tiered, 276 on door
Science Building	2	276B	215	Lab (scheduled) Service	Shared Sciences	270		
Science Building	2	277	110	CLASSROOM	Shared Sciences	1,078	60	
Science Building	2	279A	250	Lab, Research	Biological Sciences	182		
Science Building	2	279B	310	OFFICE	Biological Sciences	119	1	
Science Building	2	280	250	Lab, Research	Physics	322		
Science Building	2	281	210	Lab (scheduled)	Physics	1,051	20	
Level 2 Totals:			60 spaces			21,885	408	
Science Building	3	300	250	Lab, Research	Biological Sciences	1,161		Has dark room built in and Lab svc. (Testing) Rad. Room
Science Building	3	300A	311	Office, Faculty	Biological Sciences	176	1	
Science Building	3	300B	315	OFFICE SERVICE	Biological Sciences	35		
Science Building	3	301	250	Lab, Research	Biological Sciences	305		
Science Building	3	302	311	Office, Faculty	Biological Sciences	103	1	Professor
Science Building	3	303	210	Lab (scheduled)	Biological Sciences	1,190	20	
Science Building	3	304	215	Lab (scheduled) Service	Biological Sciences	243		
Science Building	3	305	215	Lab (scheduled) Service	Biological Sciences	80		
Science Building	3	306	311	Office, Faculty	Biological Sciences	109	1	Professor
Science Building	3	307	210	Lab (scheduled)	Biological Sciences	1,212	16	
Science Building	3	308	250	Lab, Research	Biological Sciences	177		
Science Building	3	309	311	Office, Faculty	Biological Sciences	100	1	Professor
Science Building	3	310	250	Lab, Research	Biological Sciences	546	36	
Science Building	3	311	575	ANIMAL QUARTERS SERVICE	Biological Sciences	660		
Science Building	3	312	570	ANIMAL QUARTERS	Biological Sciences	129	8	
Science Building	3	313	570	ANIMAL QUARTERS	Biological Sciences	124	8	
Science Building	3	314	570	ANIMAL QUARTERS	Biological Sciences	125	8	

Marshall University - Facilities Study 2003

Table B: SPACE INVENTORY - DETAIL BY BUILDING AND FLOOR

Building	Floor	Room	HEGIS	Use	Department	NASF	Stations	Occupants or Additional Info
Science Building	3	315	570	ANIMAL QUARTERS	Biological Sciences	124	8	
Science Building	3	316	570	ANIMAL QUARTERS	Biological Sciences	118	8	Growth Chamber
Science Building	3	317	570	ANIMAL QUARTERS	Biological Sciences	76	5	
Science Building	3	318	575	ANIMAL QUARTERS SERVICE	Biological Sciences	130		
Science Building	3	319	570	ANIMAL QUARTERS	Biological Sciences	134	9	
Science Building	3	320	575	ANIMAL QUARTERS SERVICE	Biological Sciences	107	7	
Science Building	3	321	575	ANIMAL QUARTERS SERVICE	Biological Sciences	175		
Science Building	3	321A	575	ANIMAL QUARTERS SERVICE	Biological Sciences	18		326A on door
Science Building	3	321B	575	ANIMAL QUARTERS SERVICE	Biological Sciences	31		326B on door
Science Building	3	321C	575	ANIMAL QUARTERS SERVICE	Biological Sciences	264		326 on door
Science Building	3	322	570	ANIMAL QUARTERS	Biological Sciences	129	8	
Science Building	3	323	575	ANIMAL QUARTERS SERVICE	Biological Sciences	125	8	
Science Building	3	324	575	ANIMAL QUARTERS SERVICE	Biological Sciences	203		
Science Building	3	325	575	ANIMAL QUARTERS SERVICE	Biological Sciences	62		
Science Building	3	326	311	Office, Faculty	IT & TM	196	1	Professor IST Herb Tesser
Science Building	3	350	311	Office, Faculty	Biological Sciences	222	1	352 on door
Science Building	3	352	314	Office, Administrator	Biological Sciences	132	1	Sr. Admin. Sec., 350 on door
Science Building	3	354	311	Office, Faculty	Biological Sciences	151	1	Professor (Chair)
Science Building	3	356	314	Office, Administrator	Biological Sciences	242	1	Prog. Asst. II
Science Building	3	358	350	CONFERENCE ROOM	Biological Sciences	293		
Science Building	3	359	315	OFFICE SERVICE	Biological Sciences	103		
Science Building	3	360	210	Lab (scheduled)	Biological Sciences	991	24	
Science Building	3	361	210	Lab (scheduled)	Biological Sciences	1,061	70	
Science Building	3	362	313	Office, Student Faculty	Biological Sciences	176	4	Grad. Asst.
Science Building	3	363	215	Lab (scheduled) Service	Biological Sciences	171		
Science Building	3	364	250	Lab, Research	Biological Sciences	309		
Science Building	3	364A	311	Office, Faculty	Biological Sciences	122	1	Professor
Science Building	3	365	311	Office, Faculty	Clinical Lab Sciences	133	1	Assoc. Professor
Science Building	3	366	250	Lab, Research	Biological Sciences	940	62	
Science Building	3	367	215	Lab (scheduled) Service	Clinical Lab Sciences	173		
Science Building	3	368	215	Lab (scheduled) Service	Biological Sciences	192		
Science Building	3	369	311	Office, Faculty	Clinical Lab Sciences	126	1	Assoc/ Professor
Science Building	3	370	250	Lab, Research	Biological Sciences	309		
Science Building	3	370A	311	Office, Faculty	Biological Sciences	122	1	Professor
Science Building	3	371	210	Lab (scheduled)	Clinical Lab Sciences	1,090	36	
Science Building	3	372	315	OFFICE SERVICE	Clinical Lab Sciences	200		
Science Building	3	372A	311	Office, Faculty	Clinical Lab Sciences	100	1	Office Chair
Science Building	3	373	215	Lab (scheduled) Service	Clinical Lab Sciences	173		
Science Building	3	374	110	CLASSROOM	Shared Sciences	1,333	94	

Marshall University - Facilities Study 2003

Table B: SPACE INVENTORY - DETAIL BY BUILDING AND FLOOR

Building	Floor	Room	HEGIS	Use	Department	NASF	Stations	Occupants or Additional Info
Science Building	3	376	110	CLASSROOM	Shared Sciences	1,316	94	
Science Building	3	377	311	Office, Faculty	Biological Sciences	136	1	Assoc. Prof.
Science Building	3	378	250	Lab, Research	Biological Sciences	208		
Science Building	3	378A	311	Office, Faculty	Biological Sciences	137	1	Assoc. Prof.
Science Building	3	379	250	Lab, Research	Biological Sciences	296		
Science Building	3	380	250	Lab, Research	Biological Sciences	192		
Science Building	3	380A	311	Office, Faculty	Biological Sciences	126	1	Assoc. Prof.
Science Building	3	381	210	Lab (scheduled)	Biological Sciences	1,085	22	
Science Building	3	382	210	Lab (scheduled)	Biological Sciences	1,088	24	
Science Building	3	383	215	Lab (scheduled) Service	Biological Sciences	156		
Science Building	3	384	250	Lab, Research	Biological Sciences	168	26	
Science Building	3	385	215	Lab (scheduled) Service	Biological Sciences	238		
Science Building	3	386	250	Lab, Research	Biological Sciences	298		
Science Building	3	386A	311	Office, Faculty	Biological Sciences	112	1	Professor (Chair)
Science Building	3	387	210	Lab (scheduled)	Biological Sciences	856	24	
Science Building	3	388	620	EXHIBITION	Biological Sciences	998		
Science Building	3	390	310	OFFICE	Biological Sciences	120	1	
Science Building	3	392	250	Lab, Research	Biological Sciences	202		
Science Building	3	392A	250	Lab, Research	Biological Sciences	208		
Science Building	3	394	311	Office, Faculty	Biological Sciences	117	1	Professor
Science Building	3	396	250	Lab, Research	Biological Sciences	202		
Science Building	3	398	311	Office, Faculty	Biological Sciences	120	1	Assoc. Professor
Science Building	3	3X1	215	Lab (scheduled) Service	Biological Sciences	117		
Science Building	3	3X2	215	Lab (scheduled) Service	Biological Sciences	34		
Science Building	3	3X3	215	Lab (scheduled) Service	Biological Sciences	40		
Level 3 Totals:			81 spaces			25,801	650	
Science Building	4	400	250	Lab, Research	Chemistry	899		
Science Building	4	400A	311	Office, Faculty	Chemistry	160	2	Post Doc and Grad student
Science Building	4	401	250	Lab, Research	Chemistry	570		
Science Building	4	402	250	Lab, Research	Chemistry	92		
Science Building	4	403	311	Office, Faculty	Chemistry	142	1	Asst. Professor
Science Building	4	404	311	Office, Faculty	Chemistry	320	1	
Science Building	4	405	255	Lab, Research Service	Chemistry	463		
Science Building	4	405A	255	Lab, Research Service	Chemistry	173		
Science Building	4	406	250	Lab, Research	Chemistry	489		
Science Building	4	407	250	Lab, Research	Chemistry	256		
Science Building	4	408	311	Office, Faculty	Chemistry	107	1	Asst. Professor
Science Building	4	409	250	Lab, Research	Chemistry	697		Some teaching
Science Building	4	410	215	Lab (scheduled) Service	Chemistry	199		

Marshall University - Facilities Study 2003

Table B: SPACE INVENTORY - DETAIL BY BUILDING AND FLOOR

Building	Floor	Room	HEGIS	Use	Department	NASF	Stations	Occupants or Additional Info
Science Building	4	411	255	Lab, Research Service	Chemistry	168		
Science Building	4	412	210	Lab (scheduled)	Chemistry	1,225	30	Every station is a wood hood
Science Building	4	413	215	Lab (scheduled) Service	Chemistry	338		
Science Building	4	414	210	Lab (scheduled)	Chemistry	1,246	30	Every station is a wood hood
Science Building	4	415	215	Lab (scheduled) Service	Chemistry	309		
Science Building	4	416	250	Lab, Research	Chemistry	167		
Science Building	4	417	250	Lab, Research	Chemistry	224		
Science Building	4	450A	315	OFFICE SERVICE	Chemistry	94		
Science Building	4	450B	314	Office, Administrator	Chemistry	230	2	Admin. Sec., 450 on door
Science Building	4	452	315	OFFICE SERVICE	Chemistry	128		
Science Building	4	454	311	Office, Faculty	Chemistry	188	1	Professor (Chair)
Science Building	4	455	215	Lab (scheduled) Service	Chemistry	1,182		
Science Building	4	456	315	OFFICE SERVICE	Chemistry	123		
Science Building	4	457	314	Office, Administrator	Chemistry	138	1	Research Aide
Science Building	4	458	350	CONFERENCE ROOM	Chemistry	189		
Science Building	4	459	215	Lab (scheduled) Service	Chemistry	212		
Science Building	4	460	430	OPEN-STACK STUDY ROOM	Chemistry	1,304		
Science Building	4	461	215	Lab (scheduled) Service	Chemistry	54		
Science Building	4	463	215	Lab (scheduled) Service	Chemistry	76		
Science Building	4	464	250	Lab, Research	Chemistry	190		
Science Building	4	464A	311	Office, Faculty	Chemistry	120	1	Professor
Science Building	4	465	110	CLASSROOM	Chemistry	1,158	76	
Science Building	4	466	250	Lab, Research	Chemistry	185		
Science Building	4	466A	311	Office, Faculty	Chemistry	120	1	Professor
Science Building	4	467	215	Lab (scheduled) Service	Chemistry	103		
Science Building	4	468	255	Lab, Research Service	Chemistry	322		
Science Building	4	470	210	Lab (scheduled)	Chemistry	846	5	
Science Building	4	471	215	Lab (scheduled) Service	Chemistry	124		Safety Room
Science Building	4	472	215	Lab (scheduled) Service	Chemistry	251		
Science Building	4	473	110	CLASSROOM	Chemistry	1,436	110	
Science Building	4	474	210	Lab (scheduled)	Chemistry	1,626	36	
Science Building	4	476	210	Lab (scheduled)	Chemistry	1,533	36	
Science Building	4	476A	215	Lab (scheduled) Service	Chemistry	131		
Science Building	4	477	313	Office, Student Faculty	Chemistry	465	13	Graduate and Undergraduate Students/ Lounge/
Science Building	4	478	250	Lab, Research	Chemistry	182		
Science Building	4	478A	311	Office, Faculty	Chemistry	119	1	Professor
Science Building	4	479	310	OFFICE	Chemistry	179	1	
Science Building	4	479A	311	Office, Faculty	Chemistry	119	1	Adjunct Professor

Marshall University - Facilities Study 2003

Table B: SPACE INVENTORY - DETAIL BY BUILDING AND FLOOR

Building	Floor	Room	HEGIS	Use	Department	NASF	Stations	Occupants or Additional Info
Science Building	4	480	250	Lab, Research	Chemistry	184		
Science Building	4	480A	311	Office, Faculty	Chemistry	120	1	Professor
Science Building	4	481	250	Lab, Research	Chemistry	597		
Science Building	4	482	250	Lab, Research	Chemistry	185		
Science Building	4	482A	311	Office, Faculty	Chemistry	119	1	Professor
Science Building	4	484	250	Lab, Research	Chemistry	182		
Science Building	4	484A	311	Office, Faculty	Chemistry	124	1	Professor
Science Building	4	485	215	Lab (scheduled) Service	Chemistry	97		
Science Building	4	486	250	Lab, Research	Chemistry	191		
Science Building	4	486A	311	Office, Faculty	Chemistry	119	1	Professor
Science Building	4	488	250	Lab, Research	Chemistry	167		
Science Building	4	488A	311	Office, Faculty	Chemistry	106	1	Professor (Chair)
Science Building	4	490	250	Lab, Research	Chemistry	168		
Science Building	4	490A	311	Office, Faculty	Chemistry	103	1	Asst. Professor
Science Building	4	492	210	Lab (scheduled)	Chemistry	1,221	18	
Science Building	4	494	250	Lab, Research	Chemistry	295		
Science Building	4	494A	215	Lab (scheduled) Service	Chemistry	252		
Science Building	4	496	215	Lab (scheduled) Service	Chemistry	168		
Science Building	4	496A	311	Office, Faculty	Chemistry	113	1	Professor
Science Building	4	498	250	Lab, Research	Chemistry	156		
Science Building	4	498A	311	Office, Faculty	Chemistry	117	1	Professor
Science Building	4	4XX	315	OFFICE SERVICE	Chemistry	94		
Level 4 Totals:			73 spaces			26,249	376	
Science Building	5	551	315	OFFICE SERVICE	Science Admin	4,278		
Science Building	5	556	535	MEDIA PRODUCTION SERVICE	WPBY & WVPTV	283		
Level 5 Totals:			2 spaces			4,561		
Science Building Totals:			300 spaces			105,460	1,693	
Smith Communication	1	1 N/S Inner	315	OFFICE SERVICE	Journalism & Mass Comm	162		
Smith Communication	1	101	314	Office, Administrator	ITV	295	1	Engineer's Office
Smith Communication	1	102	535	MEDIA PRODUCTION SERVICE	ITV	294		Master Control
Smith Communication	1	103	535	MEDIA PRODUCTION SERVICE	ITV	353		ITV
Smith Communication	1	104	530	MEDIA PRODUCTION	ITV	1,021	28	ITV
Smith Communication	1	105	535	MEDIA PRODUCTION SERVICE	Shared (Ac)	861		Split level
Smith Communication	1	106	530	MEDIA PRODUCTION	Journalism & Mass Comm	1,557		WPBY/WVPTV, part kitchen
Smith Communication	1	107	535	MEDIA PRODUCTION SERVICE	WPBY & WVPTV	63		Radio Booth
Smith Communication	1	108	535	MEDIA PRODUCTION SERVICE	WPBY & WVPTV	261		
Smith Communication	1	109	535	MEDIA PRODUCTION SERVICE	WPBY & WVPTV	1,075		
Smith Communication	1	110	315	OFFICE SERVICE	WPBY & WVPTV	133		Asst. Engineer, WPBY/WVPTV

Marshall University - Facilities Study 2003

Table B: SPACE INVENTORY - DETAIL BY BUILDING AND FLOOR

Building	Floor	Room	HEGIS	Use	Department	NASF Stations	Occupants or Additional Info
Smith Communication	1	111	535	MEDIA PRODUCTION SERVICE	WPBY & WVPTV	343	Control Room, Eng. Studio, WPBY/WVPTV
Smith Communication	1	112	315	OFFICE SERVICE	WPBY & WVPTV	169	WPBY/WVPTV
Smith Communication	1	113	315	OFFICE SERVICE	Journalism & Mass Comm	216	WPBY/WVPTV
Smith Communication	1	114	350	CONFERENCE ROOM	Journalism & Mass Comm	282	WPBY/WVPTV
Smith Communication	1	115	314	Office, Administrator	Journalism & Mass Comm	319	1 Station Manager, WPBY/WVPTV
Smith Communication	1	117	310	OFFICE	WPBY & WVPTV	292	1 Conference table, WPBY/WVPTV
Smith Communication	1	120	311	Office, Faculty	Journalism & Mass Comm	258	1 Business Manager
Smith Communication	1	121	311	Office, Faculty	Journalism & Mass Comm	335	1 WPBY/WVPTV
Smith Communication	1	122	311	Office, Faculty	Journalism & Mass Comm	303	1 Production Director
Smith Communication	1	123	311	Office, Faculty	Journalism & Mass Comm	198	1
Smith Communication	1	125	311	Office, Faculty	Journalism & Mass Comm	154	1 WPBY/WVPTV
Smith Communication	1	127	535	MEDIA PRODUCTION SERVICE	WPBY & WVPTV	96	
Smith Communication	1	129	535	MEDIA PRODUCTION SERVICE	WPBY & WVPTV	102	
Smith Communication	1	132	314	Office, Administrator	Journalism & Mass Comm	150	1 Chief Engineer
Smith Communication	1	133	311	Office, Faculty	Journalism & Mass Comm	151	1 WPBY/WVPTV; 1 station assumed
Smith Communication	1	134	350	CONFERENCE ROOM	ITV	308	ITV
Smith Communication	1	134C	310	OFFICE	ITV	115	1 ITV
Smith Communication	1	135	210	Lab (scheduled)	Journalism & Mass Comm	625	32 WPBY/WVPTV
Smith Communication	1	135A	310	OFFICE	Journalism & Mass Comm	192	2 WPBY/WVPTV
Smith Communication	1	135B	315	OFFICE SERVICE	Journalism & Mass Comm	138	WPBY/WVPTV
Smith Communication	1	136	311	Office, Faculty	Journalism & Mass Comm	119	1 WPBY/WVPTV; 1 station assumed
Smith Communication	1	137	350	CONFERENCE ROOM	ITV	120	WPBY/WVPTV
Smith Communication	1	139	314	Office, Administrator	ITV	442	4 WPBY/WVPTV
Smith Communication	1	140	310	OFFICE	ITV	80	1 CIT
Smith Communication	1	141	315	OFFICE SERVICE	ITV	71	WPBY/WVPTV
Smith Communication	1	143	315	OFFICE SERVICE	ITV	259	ITV
Smith Communication	1	144	310	OFFICE	ITV	163	1 ITV
Smith Communication	1	145	535	MEDIA PRODUCTION SERVICE	ITV	145	ITV
Smith Communication	1	149	314	Office, Administrator	WPBY & WVPTV	184	1
Smith Communication	1	1XX room	355	CONFERENCE ROOM SERVICE	ITV	143	
Level 1 Totals:			41 spaces			12,547	81
Smith Communication	2	2 E/W N-sid	315	OFFICE SERVICE	ITV	697	
Smith Communication	2	200	535	MEDIA PRODUCTION SERVICE	Journalism & Mass Comm	116	
Smith Communication	2	200A	535	MEDIA PRODUCTION SERVICE	Journalism & Mass Comm	60	
Smith Communication	2	201A	110	CLASSROOM	Journalism & Mass Comm	561	25
Smith Communication	2	202	530	MEDIA PRODUCTION	Journalism & Mass Comm	63	WMUL
Smith Communication	2	202A	530	MEDIA PRODUCTION	Journalism & Mass Comm	95	WMUL
Smith Communication	2	202B	530	MEDIA PRODUCTION	Journalism & Mass Comm	133	WMUL
Smith Communication	2	202C	530	MEDIA PRODUCTION	Journalism & Mass Comm	65	WMUL

Marshall University - Facilities Study 2003

Table B: SPACE INVENTORY - DETAIL BY BUILDING AND FLOOR

Building	Floor	Room	HEGIS	Use	Department	NASF	Stations	Occupants or Additional Info
Smith Communication	2	202D	530	MEDIA PRODUCTION	Journalism & Mass Comm	70		WMUL
Smith Communication	2	203	310	OFFICE	Journalism & Mass Comm	60	1	WMUL
Smith Communication	2	204B	310	OFFICE	Journalism & Mass Comm	188	2	WMUL
Smith Communication	2	208	315	OFFICE SERVICE	Journalism & Mass Comm	432		WMUL, 204 on door
Smith Communication	2	209	535	MEDIA PRODUCTION SERVICE	Journalism & Mass Comm	20		
Smith Communication	2	210	310	OFFICE	ITV	132	1	ITV
Smith Communication	2	211	219	Computer CR (scheduled)	Computing Services	1,200	44	
Smith Communication	2	211A	311	Office, Faculty	Computing Services	131	1	
Smith Communication	2	212	310	OFFICE	Safety Tech	132	1	
Smith Communication	2	212A	311	Office, Faculty	Safety Tech	126	1	
Smith Communication	2	212B	315	OFFICE SERVICE	Safety Tech	12		
Smith Communication	2	212C	311	Office, Faculty	Safety Tech	167	1	
Smith Communication	2	212D	210	Lab (scheduled)	Safety Tech	376		
Smith Communication	2	212F	315	OFFICE SERVICE	Safety Tech	77		
Smith Communication	2	212G	315	OFFICE SERVICE	Safety Tech	39		
Smith Communication	2	212H	315	OFFICE SERVICE	Safety Tech	163		
Smith Communication	2	212I	311	Office, Faculty	Safety Tech	176	1	
Smith Communication	2	212J	311	Office, Faculty	Safety Tech	527	1	
Smith Communication	2	212K	420	STACK	Safety Tech	161		
Smith Communication	2	212L	314	Office, Administrator	Safety Tech	178	1	
Smith Communication	2	213	310	OFFICE	ITV	132	1	ITV
Smith Communication	2	214	310	OFFICE	ITV	162	1	ITV
Smith Communication	2	215	310	OFFICE	ITV	162	1	ITV
Smith Communication	2	216	310	OFFICE	ITV	168	1	ITV
Smith Communication	2	217	315	OFFICE SERVICE	ITV	93		ITV
Smith Communication	2	218	315	OFFICE SERVICE	ITV	162		ITV
Smith Communication	2	219	314	Office, Administrator	ITV	217	1	ITV
Smith Communication	2	220	310	OFFICE	ITV	69	1	
Smith Communication	2	228	310	OFFICE	Computing Services	257	1	Half office and half mechanical
Smith Communication	2	2A N/S Inne	315	OFFICE SERVICE	Safety Tech	270		
Smith Communication	2	2B E/W Inn	315	OFFICE SERVICE	Safety Tech	43		
Level 2 Totals:			39 spaces			7,892	87	
Smith Communication Totals:			80 spaces			20,439	168	
Smith Hall	0	B12	710	CENTRAL COM/ TELECOM	Computing Services	262		
Smith Hall	0	B3	215	Lab (scheduled) Service	Sociology & Anthropology	416		Archaeology Lab
Smith Hall	0	B5	115	CLASSROOM SERVICE	Sociology & Anthropology	118		
Smith Hall	0	B5A	115	CLASSROOM SERVICE	Sociology & Anthropology	28		
Smith Hall	0	B7	730	STORAGE	Building Services	713		

Marshall University - Facilities Study 2003

Table B: SPACE INVENTORY - DETAIL BY BUILDING AND FLOOR

Building	Floor	Room	HEGIS	Use	Department	NASF Stations	Occupants or Additional Info
Level 0 Totals:		5 spaces				1,537	
Smith Hall	1	108	110	CLASSROOM	Communication Disorders	739	44
Smith Hall	1	108A	115	CLASSROOM SERVICE	Communication Disorders	9	
Smith Hall	1	113	110	CLASSROOM	Communication Disorders	680	34
Smith Hall	1	113A	115	CLASSROOM SERVICE	Communication Disorders	11	
Smith Hall	1	115	540	CLINIC	Communication Disorders	334	15
Smith Hall	1	115A	540	CLINIC	Communication Disorders	9	
Smith Hall	1	115B	310	OFFICE	Communication Disorders	91	1
Smith Hall	1	115C	310	OFFICE	Communication Disorders	88	1
Smith Hall	1	115D	315	OFFICE SERVICE	Communication Disorders	15	
Smith Hall	1	117	250	Lab, Research	Communication Disorders	58	
Smith Hall	1	118	250	Lab, Research	Communication Disorders	58	
Smith Hall	1	119	250	Lab, Research	Communication Disorders	57	
Smith Hall	1	120	250	Lab, Research	Communication Disorders	58	
Smith Hall	1	121	250	Lab, Research	Communication Disorders	58	
Smith Hall	1	122	250	Lab, Research	Communication Disorders	57	
Smith Hall	1	123	250	Lab, Research	Communication Disorders	58	
Smith Hall	1	124	250	Lab, Research	Communication Disorders	58	
Smith Hall	1	125	250	Lab, Research	Communication Disorders	56	
Smith Hall	1	126	250	Lab, Research	Communication Disorders	55	
Smith Hall	1	130A	315	OFFICE SERVICE	Communication Disorders	40	
Smith Hall	1	131	540	CLINIC	Communication Disorders	528	
Smith Hall	1	131A	311	Office, Faculty	Communication Disorders	56	1 M. Rotter
Smith Hall	1	133	545	CLINIC SERVICE	Communication Disorders	181	
Smith Hall	1	134	540	CLINIC	Communication Disorders	426	
Smith Hall	1	134A	315	OFFICE SERVICE	Communication Disorders	12	
Smith Hall	1	143	315	OFFICE SERVICE	Communication Disorders	688	
Smith Hall	1	143A	315	OFFICE SERVICE	Communication Disorders	45	
Smith Hall	1	143B	310	OFFICE	Communication Disorders	38	1
Smith Hall	1	143C	315	OFFICE SERVICE	Communication Disorders	41	
Smith Hall	1	143D	315	OFFICE SERVICE	Communication Disorders	30	
Smith Hall	1	146	311	Office, Faculty	Communication Disorders	140	1
Smith Hall	1	148	311	Office, Faculty	Communication Disorders	82	1
Smith Hall	1	149	311	Office, Faculty	Communication Disorders	83	1
Smith Hall	1	150	311	Office, Faculty	Communication Disorders	85	1
Smith Hall	1	151	311	Office, Faculty	Communication Disorders	81	1
Smith Hall	1	153	115	CLASSROOM SERVICE	Communication Disorders	563	
Smith Hall	1	154	110	CLASSROOM	Communication Disorders	1,652	169
Smith Hall	1	154A	115	CLASSROOM SERVICE	Communication Disorders	8	

Marshall University - Facilities Study 2003

Table B: SPACE INVENTORY - DETAIL BY BUILDING AND FLOOR

Building	Floor	Room	HEGIS	Use	Department	NASF Stations	Occupants or Additional Info
Smith Hall	1	154B	115	CLASSROOM SERVICE	Communication Disorders	41	
Smith Hall	1	154C	115	CLASSROOM SERVICE	Communication Disorders	8	
Smith Hall	1	167	710	CENTRAL COM/ TELECOM	Computing Services	420	
Level 1 Totals:			41 spaces			7,797	271
Smith Hall	2	209	210	Lab (scheduled)	Journalism & Mass Comm	811	18
Smith Hall	2	209A	215	Lab (scheduled) Service	Journalism & Mass Comm	55	
Smith Hall	2	213	535	MEDIA PRODUCTION SERVICE	Journalism & Mass Comm	30	
Smith Hall	2	214	535	MEDIA PRODUCTION SERVICE	Journalism & Mass Comm	30	
Smith Hall	2	215	535	MEDIA PRODUCTION SERVICE	Journalism & Mass Comm	30	
Smith Hall	2	217	535	MEDIA PRODUCTION SERVICE	Journalism & Mass Comm	33	
Smith Hall	2	218	535	MEDIA PRODUCTION SERVICE	Journalism & Mass Comm	28	
Smith Hall	2	219	535	MEDIA PRODUCTION SERVICE	Journalism & Mass Comm	28	
Smith Hall	2	220	310	OFFICE	Journalism & Mass Comm	77	1
Smith Hall	2	221	315	OFFICE SERVICE	Journalism & Mass Comm	77	
Smith Hall	2	223	535	MEDIA PRODUCTION SERVICE	Journalism & Mass Comm	933	
Smith Hall	2	224	535	MEDIA PRODUCTION SERVICE	Journalism & Mass Comm	146	
Smith Hall	2	225	535	MEDIA PRODUCTION SERVICE	Journalism & Mass Comm	195	
Smith Hall	2	226	535	MEDIA PRODUCTION SERVICE	Journalism & Mass Comm	235	
Smith Hall	2	227	110	CLASSROOM	Communication Studies	668	35
Smith Hall	2	227A	115	CLASSROOM SERVICE	Communication Studies	14	
Smith Hall	2	227B	115	CLASSROOM SERVICE	Communication Studies	14	
Smith Hall	2	227C	115	CLASSROOM SERVICE	Communication Studies	9	
Smith Hall	2	230	115	CLASSROOM SERVICE	Journalism & Mass Comm	19	
Smith Hall	2	232	110	CLASSROOM	Communication Studies	665	27
Smith Hall	2	232A	115	CLASSROOM SERVICE	Communication Studies	14	
Smith Hall	2	232B	115	CLASSROOM SERVICE	Communication Studies	9	
Smith Hall	2	234	115	CLASSROOM SERVICE	Communication Studies	18	
Smith Hall	2	240	115	CLASSROOM SERVICE	Communication Studies	36	
Smith Hall	2	242	535	MEDIA PRODUCTION SERVICE	Journalism & Mass Comm	110	
Smith Hall	2	244	311	Office, Faculty	Communication Studies	276	1 Department Head
Smith Hall	2	245	311	Office, Faculty	Communication Studies	90	1
Smith Hall	2	246	311	Office, Faculty	Communication Studies	90	1
Smith Hall	2	247	311	Office, Faculty	Communication Studies	90	1
Smith Hall	2	248	311	Office, Faculty	Communication Studies	90	1
Smith Hall	2	249	311	Office, Faculty	Communication Studies	90	1
Smith Hall	2	250	311	Office, Faculty	Communication Studies	90	1
Smith Hall	2	251	311	Office, Faculty	Communication Studies	90	1
Smith Hall	2	252	350	CONFERENCE ROOM	Communication Studies	281	25
Smith Hall	2	254	313	Office, Student Faculty	Communication Studies	203	2

Marshall University - Facilities Study 2003

Table B: SPACE INVENTORY - DETAIL BY BUILDING AND FLOOR

Building	Floor	Room	HEGIS	Use	Department	NASF	Stations	Occupants or Additional Info
Smith Hall	2	255	313	Office, Student Faculty	Communication Studies	205	9	
Smith Hall	2	256	314	Office, Administrator	Communication Studies	286	1	
Smith Hall	2	257	315	OFFICE SERVICE	Communication Studies	322		
Smith Hall	2	257 Inn. Co	315	OFFICE SERVICE	Communication Studies	403		
Smith Hall	2	261	110	CLASSROOM	Communication Studies	750	35	
Smith Hall	2	261A	115	CLASSROOM SERVICE	Communication Studies	9		
Smith Hall	2	263	110	CLASSROOM	ITV	750	28	
Smith Hall	2	263A	545	CLINIC SERVICE	Communication Disorders	12		
Smith Hall	2	263B	545	CLINIC SERVICE	Communication Disorders	15		
Smith Hall	2	263C	545	CLINIC SERVICE	Communication Disorders	9		
Smith Hall	2	266	535	MEDIA PRODUCTION SERVICE	ITV	15		
Smith Hall	2	269	210	Lab (scheduled)	Journalism & Mass Comm	372		
Smith Hall	2	270	310	OFFICE	Communication Studies	99	1	
Smith Hall	2	271	310	OFFICE	Communication Studies	93	3	
Level 2 Totals:			49 spaces			9,014	193	
Smith Hall	3	309	110	CLASSROOM	Journalism & Mass Comm	421	1	Parthenon Ad Office
Smith Hall	3	309A	310	OFFICE	Journalism & Mass Comm	90	1	Admer's Office
Smith Hall	3	309B	115	CLASSROOM SERVICE	Journalism & Mass Comm	11		
Smith Hall	3	309C	535	MEDIA PRODUCTION SERVICE	Journalism & Mass Comm	90		
Smith Hall	3	309D	535	MEDIA PRODUCTION SERVICE	Journalism & Mass Comm	50		
Smith Hall	3	309E	535	MEDIA PRODUCTION SERVICE	Journalism & Mass Comm	75		
Smith Hall	3	309F	535	MEDIA PRODUCTION SERVICE	Journalism & Mass Comm	75		
Smith Hall	3	310	350	CONFERENCE ROOM	Journalism & Mass Comm	402		
Smith Hall	3	311	310	OFFICE	Journalism & Mass Comm	1,066	16	Parthenon/MU Newspaper
Smith Hall	3	311A	311	Office, Faculty	Journalism & Mass Comm	101	1	Parthenon/MU Newspaper
Smith Hall	3	311B	311	Office, Faculty	Journalism & Mass Comm	101	1	Parthenon/MU Newspaper
Smith Hall	3	311C	315	OFFICE SERVICE	Journalism & Mass Comm	128		Parthenon/MU Newspaper
Smith Hall	3	314	310	OFFICE	Journalism & Mass Comm	97	1	Parthenon/MU Newspaper
Smith Hall	3	315	311	Office, Faculty	Journalism & Mass Comm	100	1	
Smith Hall	3	316	311	Office, Faculty	Journalism & Mass Comm	97	1	
Smith Hall	3	317A	311	Office, Faculty	Journalism & Mass Comm	90	1	
Smith Hall	3	317B	311	Office, Faculty	Journalism & Mass Comm	90	1	
Smith Hall	3	318	315	OFFICE SERVICE	Journalism & Mass Comm	163		
Smith Hall	3	319	311	Office, Faculty	Journalism & Mass Comm	99	1	
Smith Hall	3	320	311	Office, Faculty	Journalism & Mass Comm	100	1	
Smith Hall	3	321	314	Office, Administrator	Journalism & Mass Comm	301	1	
Smith Hall	3	321A	311	Office, Faculty	Journalism & Mass Comm	95	1	
Smith Hall	3	323	311	Office, Faculty	Journalism & Mass Comm	100	1	
Smith Hall	3	324	314	Office, Administrator	Journalism & Mass Comm	202	1	Dean

Marshall University - Facilities Study 2003

Table B: SPACE INVENTORY - DETAIL BY BUILDING AND FLOOR

Building	Floor	Room	HEGIS	Use	Department	NASF	Stations	Occupants or Additional Info
Smith Hall	3	325	311	Office, Faculty	Journalism & Mass Comm	98	1	
Smith Hall	3	326	311	Office, Faculty	Journalism & Mass Comm	95	1	325A on door
Smith Hall	3	329	315	OFFICE SERVICE	Journalism & Mass Comm	300		
Smith Hall	3	330	420	STACK	Journalism & Mass Comm	538		
Smith Hall	3	330A	313	Office, Student Faculty	Journalism & Mass Comm	100	2	
Smith Hall	3	330B	313	Office, Student Faculty	Journalism & Mass Comm	100	1	
Smith Hall	3	331	210	Lab (scheduled)	Journalism & Mass Comm	775	17	
Smith Hall	3	332	350	CONFERENCE ROOM	Journalism & Mass Comm	301		
Smith Hall	3	333	530	MEDIA PRODUCTION	Journalism & Mass Comm	264		
Smith Hall	3	334	220	Lab, Open	Journalism & Mass Comm	817	45	
Smith Hall	3	334A	115	CLASSROOM SERVICE	Journalism & Mass Comm	20		
Smith Hall	3	335	110	CLASSROOM	Journalism & Mass Comm	808	45	
Smith Hall	3	336	110	CLASSROOM	Journalism & Mass Comm	911	60	
Smith Hall	3	336A	115	CLASSROOM SERVICE	Journalism & Mass Comm	19		
Smith Hall	3	336B	115	CLASSROOM SERVICE	Journalism & Mass Comm	9		
Level 3 Totals:			39 spaces			9,299	203	
Smith Hall	4	409	110	CLASSROOM	Modern Languages	701	34	
Smith Hall	4	409A	115	CLASSROOM SERVICE	Modern Languages	10		
Smith Hall	4	411	110	CLASSROOM	Modern Languages	684	38	
Smith Hall	4	411A	115	CLASSROOM SERVICE	Modern Languages	11		
Smith Hall	4	413	110	CLASSROOM	Modern Languages	709	39	
Smith Hall	4	413A	115	CLASSROOM SERVICE	Modern Languages	11		
Smith Hall	4	414	110	CLASSROOM	Liberal Arts	710	29	
Smith Hall	4	414A	115	CLASSROOM SERVICE	Liberal Arts	17		
Smith Hall	4	416	110	CLASSROOM	Criminal Justice	710	42	
Smith Hall	4	416A	115	CLASSROOM SERVICE	Criminal Justice	20		
Smith Hall	4	418	110	CLASSROOM	Criminal Justice	702	40	
Smith Hall	4	418A	115	CLASSROOM SERVICE	Criminal Justice	19		
Smith Hall	4	423	315	OFFICE SERVICE	Criminal Justice	212		CJ Library, DV Clearinghouse, Grant Dev. Career Center
Smith Hall	4	424	111	Seminar	Sociology & Anthropology	212		
Smith Hall	4	428	115	CLASSROOM SERVICE	Sociology & Anthropology	199		
Smith Hall	4	429A	210	Lab (scheduled)	Modern Languages	961		
Smith Hall	4	429ACL	215	Lab (scheduled) Service	Modern Languages	26		
Smith Hall	4	429B	219	Computer CR (scheduled)	Modern Languages	783		
Smith Hall	4	429C	311	Office, Faculty	Modern Languages	203	1	
Smith Hall	4	430	311	Office, Faculty	Modern Languages	81	1	Part-time Faculty
Smith Hall	4	431	311	Office, Faculty	Modern Languages	116	1	
Smith Hall	4	432	311	Office, Faculty	Modern Languages	116	1	

Marshall University - Facilities Study 2003

Table B: SPACE INVENTORY - DETAIL BY BUILDING AND FLOOR

Building	Floor	Room	HEGIS	Use	Department	NASF	Stations	Occupants or Additional Info
Smith Hall	4	433	110	CLASSROOM	Liberal Arts	677	51	
Smith Hall	4	435	110	CLASSROOM	Liberal Arts	708	53	
Smith Hall	4	435A	115	CLASSROOM SERVICE	Liberal Arts	13		
Smith Hall	4	437	110	CLASSROOM	Modern Languages	530	32	
Smith Hall	4	437A	115	CLASSROOM SERVICE	Modern Languages	19		
Level 4 Totals:			27 spaces			9,160	362	
Smith Hall	5	509	110	CLASSROOM	Mathematics & Applied Sci	693	32	
Smith Hall	5	509A	115	CLASSROOM SERVICE	Mathematics & Applied Sci	10		
Smith Hall	5	511	110	CLASSROOM	Mathematics & Applied Sci	682	38	
Smith Hall	5	511A	115	CLASSROOM SERVICE	Mathematics & Applied Sci	11		
Smith Hall	5	513	110	CLASSROOM	Mathematics & Applied Sci	709	44	
Smith Hall	5	513A	115	CLASSROOM SERVICE	Mathematics & Applied Sci	18		
Smith Hall	5	514	110	CLASSROOM	Mathematics & Applied Sci	710	38	
Smith Hall	5	514A	115	CLASSROOM SERVICE	Mathematics & Applied Sci	16		
Smith Hall	5	516	110	CLASSROOM	Mathematics & Applied Sci	711	48	
Smith Hall	5	516A	115	CLASSROOM SERVICE	Mathematics & Applied Sci	20		
Smith Hall	5	518	110	CLASSROOM	Mathematics & Applied Sci	699	36	
Smith Hall	5	518A	115	CLASSROOM SERVICE	Mathematics & Applied Sci	20		
Smith Hall	5	523	314	Office, Administrator	Mathematics & Applied Sci	317	2	
Smith Hall	5	524	311	Office, Faculty	Mathematics & Applied Sci	331	1	Chair
Smith Hall	5	526	315	OFFICE SERVICE	Mathematics & Applied Sci	367		
Smith Hall	5	526A	311	Office, Faculty	Mathematics & Applied Sci	114	1	N. Bedway
Smith Hall	5	526B	311	Office, Faculty	Mathematics & Applied Sci	96	1	F. Martin
Smith Hall	5	527	310	OFFICE	Sociology & Anthropology	207	3	
Smith Hall	5	527A	311	Office, Faculty	Sociology & Anthropology	105	1	
Smith Hall	5	527B	219	Computer CR (scheduled)	Sociology & Anthropology	105		
Smith Hall	5	528	311	Office, Faculty	Sociology & Anthropology	235	1	
Smith Hall	5	529	110	CLASSROOM	Sociology & Anthropology	855	43	
Smith Hall	5	529A	115	CLASSROOM SERVICE	Sociology & Anthropology	16		
Smith Hall	5	529B	115	CLASSROOM SERVICE	Sociology & Anthropology	14		
Smith Hall	5	530	110	CLASSROOM	Sociology & Anthropology	757	50	
Smith Hall	5	530A	115	CLASSROOM SERVICE	Sociology & Anthropology	19		
Smith Hall	5	531	110	CLASSROOM	Sociology & Anthropology	853	52	
Smith Hall	5	531A	315	OFFICE SERVICE	Sociology & Anthropology	19		
Smith Hall	5	532	219	Computer CR (scheduled)	Mathematics & Applied Sci	676	29	
Smith Hall	5	532A	115	CLASSROOM SERVICE	Mathematics & Applied Sci	19		
Level 5 Totals:			30 spaces			9,404	420	
Smith Hall	6	609	210	Lab (scheduled)	Art	793	18	

Marshall University - Facilities Study 2003

Table B: SPACE INVENTORY - DETAIL BY BUILDING AND FLOOR

Building	Floor	Room	HEGIS	Use	Department	NASF	Stations	Occupants or Additional Info
Smith Hall	6	609A	311	Office, Faculty	Art	188	1	
Smith Hall	6	610	535	MEDIA PRODUCTION SERVICE	Art	414		
Smith Hall	6	612	210	Lab (scheduled)	Art	1,107	12	
Smith Hall	6	612A	311	Office, Faculty	Art	188	1	Soon to be storage
Smith Hall	6	613	210	Lab (scheduled)	Art	364		
Smith Hall	6	613A	215	Lab (scheduled) Service	Art	92		
Smith Hall	6	614	210	Lab (scheduled)	Art	1,133	10	
Smith Hall	6	614A	215	Lab (scheduled) Service	Art	23		
Smith Hall	6	614B	215	Lab (scheduled) Service	Art	16		
Smith Hall	6	620	311	Office, Faculty	Art	308	6	Part-time Faculty
Smith Hall	6	620A	311	Office, Faculty	Art	146	1	
Smith Hall	6	621	110	CLASSROOM	Art	1,242	73	
Smith Hall	6	621A	115	CLASSROOM SERVICE	Art	10		
Smith Hall	6	621B	115	CLASSROOM SERVICE	Art	10		
Smith Hall	6	624	210	Lab (scheduled)	Art	1,144	32	
Smith Hall	6	625	210	Lab (scheduled)	Art	934	23	
Smith Hall	6	626	115	CLASSROOM SERVICE	Art	204		
Smith Hall	6	627	350	CONFERENCE ROOM	Art	265		
Smith Hall	6	628	210	Lab (scheduled)	Art	869	20	
Level 6 Totals:			20 spaces			9,450	197	
Smith Hall	7	709	311	Office, Faculty	Art	107	1	
Smith Hall	7	710	311	Office, Faculty	Political Science	103	1	Brown
Smith Hall	7	711	311	Office, Faculty	Modern Languages	109	1	
Smith Hall	7	712	311	Office, Faculty	Political Science	166	1	Perry
Smith Hall	7	713	311	Office, Faculty	Modern Languages	165	1	
Smith Hall	7	714	311	Office, Faculty	Modern Languages	109	1	
Smith Hall	7	715	314	Office, Administrator	Modern Languages	109	1	
Smith Hall	7	716	311	Office, Faculty	Modern Languages	109	1	
Smith Hall	7	717	311	Office, Faculty	Mathematics & Applied Sci	109	1	
Smith Hall	7	718	311	Office, Faculty	Art	109	1	
Smith Hall	7	719	311	Office, Faculty	Art	109	1	
Smith Hall	7	720	311	Office, Faculty	Art	218	1	
Smith Hall	7	721	315	OFFICE SERVICE	Art	82		
Smith Hall	7	722	314	Office, Administrator	Art	91	1	
Smith Hall	7	723	311	Office, Faculty	Art	97	1	
Smith Hall	7	724	311	Office, Faculty	Art	95	1	
Smith Hall	7	727	311	Office, Faculty	Art	83	1	
Smith Hall	7	728	315	OFFICE SERVICE	Modern Languages	76		
Smith Hall	7	729	311	Office, Faculty	Art	76	1	

Marshall University - Facilities Study 2003

Table B: SPACE INVENTORY - DETAIL BY BUILDING AND FLOOR

Building	Floor	Room	HEGIS	Use	Department	NASF	Stations	Occupants or Additional Info
Smith Hall	7	730	311	Office, Faculty	Modern Languages	76	1	
Smith Hall	7	731	311	Office, Faculty	Modern Languages	76	1	
Smith Hall	7	732	311	Office, Faculty	Modern Languages	76	1	
Smith Hall	7	733	311	Office, Faculty	Mathematics & Applied Sci	76	1	
Smith Hall	7	734	311	Office, Faculty	Sociology & Anthropology	76	1	Cupps
Smith Hall	7	736	311	Office, Faculty	Sociology & Anthropology	106	1	
Smith Hall	7	737	311	Office, Faculty	Mathematics & Applied Sci	106	1	
Smith Hall	7	738	311	Office, Faculty	Modern Languages	108	1	
Smith Hall	7	739	311	Office, Faculty	Modern Languages	106	1	
Smith Hall	7	740	311	Office, Faculty	Political Science	108	1	Kullberg, 780 on door
Smith Hall	7	741	311	Office, Faculty	Political Science	106	1	Warner
Smith Hall	7	742	311	Office, Faculty	Political Science	108	1	Matz
Smith Hall	7	743	311	Office, Faculty	Political Science	113	1	Behrman
Smith Hall	7	744	311	Office, Faculty	Mathematics & Applied Sci	113	1	
Smith Hall	7	745	311	Office, Faculty	Mathematics & Applied Sci	108	1	
Smith Hall	7	746	311	Office, Faculty	Mathematics & Applied Sci	106	1	
Smith Hall	7	747	311	Office, Faculty	Mathematics & Applied Sci	108	1	
Smith Hall	7	748	311	Office, Faculty	Mathematics & Applied Sci	106	1	
Smith Hall	7	749	311	Office, Faculty	Sociology & Anthropology	108	1	
Smith Hall	7	750	311	Office, Faculty	Sociology & Anthropology	106	1	
Smith Hall	7	751	314	Office, Administrator	Sociology & Anthropology	106	1	
Smith Hall	7	753	311	Office, Faculty	Criminal Justice	76	1	Part-time Faculty and Distribution Ctr.
Smith Hall	7	754	315	OFFICE SERVICE	Sociology & Anthropology	76		
Smith Hall	7	755	219	Computer CR (scheduled)	Sociology & Anthropology	76		
Smith Hall	7	756	311	Office, Faculty	Mathematics & Applied Sci	76	1	
Smith Hall	7	757	311	Office, Faculty	Sociology & Anthropology	76	1	
Smith Hall	7	758	311	Office, Faculty	Mathematics & Applied Sci	76	1	
Smith Hall	7	759	311	Office, Faculty	Mathematics & Applied Sci	76	1	
Smith Hall	7	760	311	Office, Faculty	Mathematics & Applied Sci	83	1	
Smith Hall	7	762	311	Office, Faculty	Political Science	109	1	Beller - Part-time Faculty
Smith Hall	7	763	311	Office, Faculty	Mathematics & Applied Sci	159	1	
Smith Hall	7	764	311	Office, Faculty	Mathematics & Applied Sci	109	1	
Smith Hall	7	765	311	Office, Faculty	Mathematics & Applied Sci	108	1	
Smith Hall	7	766	311	Office, Faculty	Mathematics & Applied Sci	109	1	
Smith Hall	7	767	311	Office, Faculty	Sociology & Anthropology	108	1	
Smith Hall	7	768	314	Office, Administrator	Sociology & Anthropology	109	1	
Smith Hall	7	769	311	Office, Faculty	Sociology & Anthropology	165	1	
Smith Hall	7	770	311	Office, Faculty	Sociology & Anthropology	109	1	
Smith Hall	7	771	311	Office, Faculty	Sociology & Anthropology	109	1	

Marshall University - Facilities Study 2003

Table B: SPACE INVENTORY - DETAIL BY BUILDING AND FLOOR

Building	Floor	Room	HEGIS	Use	Department	NASF	Stations	Occupants or Additional Info
Smith Hall	7	772	314	Office, Administrator	Criminal Justice	109	1	
Smith Hall	7	773	311	Office, Faculty	Criminal Justice	109	1	
Smith Hall	7	774	311	Office, Faculty	Criminal Justice	109	1	
Smith Hall	7	775	311	Office, Faculty	Criminal Justice	109	1	
Smith Hall	7	776	311	Office, Faculty	Criminal Justice	160	1	
Smith Hall	7	777	311	Office, Faculty	Mathematics & Applied Sci	93	1	
Smith Hall	7	778A	315	OFFICE SERVICE	Political Science	124		GA
Smith Hall	7	778B	313	Office, Student Faculty	Criminal Justice	116	1	
Smith Hall	7	778C	315	OFFICE SERVICE	Sociology & Anthropology	118		
Smith Hall	7	778D	420	STACK	Art	173		
Smith Hall	7	778E	455	STUDY SERVICE	Criminal Justice	140		
Smith Hall	7	778F	311	Office, Faculty	Mathematics & Applied Sci	90	1	
Smith Hall	7	779	314	Office, Administrator	Political Science	94	1	Hawkins
Smith Hall	7	780	311	Office, Faculty	Political Science	135	1	Stewart, 740 on door
Smith Hall	7	781	311	Office, Faculty	Criminal Justice	141	1	
Level 7 Totals:			73 spaces			7,853	65	
Smith Hall	8	803	210	Lab (scheduled)	Art	96		
Smith Hall	8	810	210	Lab (scheduled)	Art	319		
Smith Hall	8	811	535	MEDIA PRODUCTION SERVICE	ITV	133		
Smith Hall	8	812	215	Lab (scheduled) Service	Art	75		
Smith Hall	8	814	210	Lab (scheduled)	Art	1,355	15	
Level 8 Totals:			5 spaces			1,978	15	
Smith Hall Totals:			289 spaces			65,492	1,726	
Smith Music	0	B2	710	CENTRAL COM/ TELECOM	Computing Services	262		
Smith Music	0	Basement P	740	VEHICLE STORAGE	Parking	34,384		
Level 0 Totals:			2 spaces			34,646		
Smith Music	1	101X	310	OFFICE	Music	184	1	X = anneX
Smith Music	1	102AX	315	OFFICE SERVICE	Music	6		
Smith Music	1	102X	310	OFFICE	Music	310	1	
Smith Music	1	104X	350	CONFERENCE ROOM	Music	244		
Smith Music	1	107	110	CLASSROOM	Music	1,176	55	
Smith Music	1	107A	315	OFFICE SERVICE	Music	11		
Smith Music	1	107B	315	OFFICE SERVICE	Music	13		
Smith Music	1	109	310	OFFICE	Music	246	1	
Smith Music	1	110	110	CLASSROOM	Music	430	25	
Smith Music	1	110X	311	Office, Faculty	Music	79	1	
Smith Music	1	111X	310	OFFICE	Music	86	1	

Marshall University - Facilities Study 2003

Table B: SPACE INVENTORY - DETAIL BY BUILDING AND FLOOR

Building	Floor	Room	HEGIS	Use	Department	NASF	Stations	Occupants or Additional Info
Smith Music	1	112	110	CLASSROOM	Music	670	34	
Smith Music	1	112X	420	STACK	Music	354		
Smith Music	1	113X	615	ASSEMBLY SERVICE	Music	268		
Smith Music	1	115	420	STACK	Music	1,760	2	An office area for two in back
Smith Music	1	115A	115	CLASSROOM SERVICE	Music	12		
Smith Music	1	115X	625	EXHIBITION SERVICE	Music	321		
Smith Music	1	116	314	Office, Administrator	Music	82	1	
Smith Music	1	116X	610	ASSEMBLY	Music	326		
Smith Music	1	117	420	STACK	Music	692		
Smith Music	1	117A	115	CLASSROOM SERVICE	Music	10		
Smith Music	1	117B	115	CLASSROOM SERVICE	Music	11		
Smith Music	1	119X	620	EXHIBITION	Art	1,680		
Smith Music	1	120	310	OFFICE	Music	63	1	
Smith Music	1	123	110	CLASSROOM	Music	560	25	
Smith Music	1	124	115	CLASSROOM SERVICE	Music	181		
Smith Music	1	125	115	CLASSROOM SERVICE	Music	214		
Smith Music	1	129	315	OFFICE SERVICE	Music	94		
Smith Music	1	130	311	Office, Faculty	Music	186	3	Part-time Faculty
Smith Music	1	133	610	ASSEMBLY	Music	3,705	500	
Smith Music	1	133 E. Entr	615	ASSEMBLY SERVICE	Music	53		
Smith Music	1	133 W. Entr	615	ASSEMBLY SERVICE	Music	53		
Smith Music	1	137	615	ASSEMBLY SERVICE	Music	280		
Smith Music	1	138	610	ASSEMBLY	Music	1,719		
Smith Music	1	139	615	ASSEMBLY SERVICE	Music	87		
Smith Music	1	143	210	Lab (scheduled)	Music	2,049	75	
Smith Music	1	146	311	Office, Faculty	Music	170	1	
Smith Music	1	147	615	ASSEMBLY SERVICE	Music	554		
Smith Music	1	148	615	ASSEMBLY SERVICE	Music	182		
Smith Music	1	149	215	Lab (scheduled) Service	Music	77		
Smith Music	1	150	210	Lab (scheduled)	Music	53		
Smith Music	1	150A	210	Lab (scheduled)	Music	1,765		
Smith Music	1	154	314	Office, Administrator	Music	332	3	
Smith Music	1	154A	311	Office, Faculty	Music	332	1	
Smith Music	1	157	311	Office, Faculty	Music	311	1	Choral Director
Smith Music	1	160X	315	OFFICE SERVICE	Music	182		
Smith Music	1	161X	315	OFFICE SERVICE	Music	104		Work room
Smith Music	1	162X	315	OFFICE SERVICE	Music	72		
Smith Music	1	163X	314	Office, Administrator	Music	130	1	Assistant Dean
Smith Music	1	164X	310	OFFICE	Music	203	1	

Marshall University - Facilities Study 2003

Table B: SPACE INVENTORY - DETAIL BY BUILDING AND FLOOR

Building	Floor	Room	HEGIS	Use	Department	NASF	Stations	Occupants or Additional Info
Smith Music	1	165X	314	Office, Administrator	Music	339	1	Dean
Level 1 Totals:			51 spaces			23,021	735	
Smith Music	2	201	311	Office, Faculty	Music	218	1	Holbrook
Smith Music	2	202	311	Office, Faculty	Music	228	1	A. Bingham
Smith Music	2	203	311	Office, Faculty	Music	220	1	Stickler
Smith Music	2	204	311	Office, Faculty	Music	231	1	Dikener
Smith Music	2	205	311	Office, Faculty	Music	217	3	Part-time Faculty
Smith Music	2	207	311	Office, Faculty	Music	228	1	W. Dobbs
Smith Music	2	208	311	Office, Faculty	Music	221	1	L. Dobbs
Smith Music	2	209	311	Office, Faculty	Music	228	1	Part-time Piano Faculty
Smith Music	2	210	311	Office, Faculty	Music	217	1	Zanter
Smith Music	2	211	311	Office, Faculty	Music	104	1	V. Stroeher
Smith Music	2	212	210	Lab (scheduled)	Music	335	13	
Smith Music	2	215	311	Office, Faculty	Music	233	1	Markun
Smith Music	2	216	310	OFFICE	Music	198	1	
Smith Music	2	217	230	Lab, Individual Study	Music	79		
Smith Music	2	218	313	Office, Student Faculty	Music	86	1	
Smith Music	2	219	230	Lab, Individual Study	Music	77		
Smith Music	2	220	230	Lab, Individual Study	Music	83		
Smith Music	2	221	230	Lab, Individual Study	Music	84		
Smith Music	2	222	210	Lab (scheduled)	Music	77		
Smith Music	2	223	230	Lab, Individual Study	Music	86		
Smith Music	2	225	230	Lab, Individual Study	Music	77		
Smith Music	2	226	230	Lab, Individual Study	Music	77		
Smith Music	2	227	210	Lab (scheduled)	Music	84		
Smith Music	2	228	210	Lab (scheduled)	Music	78		
Smith Music	2	229	230	Lab, Individual Study	Music	85		
Smith Music	2	230	235	Lab, Individual Study Service	Music	82		
Smith Music	2	233	235	Lab, Individual Study Service	Music	78		
Smith Music	2	237	312	Office Studio, Faculty	Music	235	1	Part-time Faculty
Smith Music	2	240	530	MEDIA PRODUCTION	Music	243		
Smith Music	2	241	535	MEDIA PRODUCTION SERVICE	Music	230		
Smith Music	2	242	314	Office, Administrator	Music	243	1	Piano Technician
Level 2 Totals:			31 spaces			4,962	30	
Smith Music	3	301	311	Office, Faculty	Music	217	1	Miller
Smith Music	3	302	311	Office, Faculty	Music	228	1	E. Bingham
Smith Music	3	303	311	Office, Faculty	Music	217	1	M. Onofrio
Smith Music	3	304	311	Office, Faculty	Music	228	1	Saunders

Marshall University - Facilities Study 2003

Table B: SPACE INVENTORY - DETAIL BY BUILDING AND FLOOR

Building	Floor	Room	HEGIS	Use	Department	NASF	Stations	Occupants or Additional Info
Smith Music	3	305	230	Lab, Individual Study	Music	218	1	
Smith Music	3	307	311	Office, Faculty	Music	228	1	M. Stroehler
Smith Music	3	308	311	Office, Faculty	Music	217	1	S. Lawson
Smith Music	3	309	311	Office, Faculty	Music	228	1	Smith
Smith Music	3	310	311	Office, Faculty	Music	218	1	Hall
Smith Music	3	311	311	Office, Faculty	Music	105	1	Part-time Faculty
Smith Music	3	312	311	Office, Faculty	Music	336	1	Petteys
Smith Music	3	315	311	Office, Faculty	Music	223	1	Balshaw
Smith Music	3	316	210	Lab (scheduled)	Music	197		
Smith Music	3	317	230	Lab, Individual Study	Music	79		
Smith Music	3	318	313	Office, Student Faculty	Music	86	2	
Smith Music	3	319	230	Lab, Individual Study	Music	77	1	
Smith Music	3	320	230	Lab, Individual Study	Music	83		
Smith Music	3	321	230	Lab, Individual Study	Music	84		
Smith Music	3	322	230	Lab, Individual Study	Music	77		
Smith Music	3	323	230	Lab, Individual Study	Music	77		
Smith Music	3	324	230	Lab, Individual Study	Music	84		
Smith Music	3	325	235	Lab, Individual Study Service	Music	77		
Smith Music	3	327	230	Lab, Individual Study	Music	74		
Smith Music	3	329	235	Lab, Individual Study Service	Music	75		
Smith Music	3	329A	230	Lab, Individual Study	Music	77		326 on door
Smith Music	3	330	230	Lab, Individual Study	Music	82		
Smith Music	3	333	230	Lab, Individual Study	Music	78		
Smith Music	3	337	210	Lab (scheduled)	Music	235		
Level 3 Totals:			28 spaces			4,205	15	
Smith Music Totals:			112 spaces			66,834	780	
Study Totals:			1643 spaces			482,498	9,083	

Marshall University - Facilities Study 2003

Table E1: FACULTY OFFICES - SUMMARY BY BUILDING

Building	Number of Offices	Total NASF	Total Stations	NASF / Station			Mean NASF / Office	NASF		Number of Offices	
				Mean	Highest	Lowest		Largest	Smallest	<100 NASF	>180 NASF
Cabell Hall	4	530	5	106	162	63	133	162	118	0	0
Community College	16	1,854	16	116	146	84	116	146	84	2	0
Corbly Hall	109	10,928	112	98	194	39	100	194	58	91	8
Gullickson Hall	25	4,852	31	157	303	106	194	605	106	0	9
Harris Hall	61	5,905	65	91	169	29	97	169	30	47	0
Jenkins Hall	35	4,493	40	112	175	37	128	415	50	11	2
Prichard Hall	27	4,554	28	163	196	77	169	196	136	0	2
Science Building	62	8,074	65	124	320	50	130	320	90	2	5
Smith Communication	12	2,645	12	220	527	119	220	527	119	0	5
Smith Hall	97	11,080	102	109	331	51	114	331	56	38	8
Smith Music	28	6,103	32	191	336	62	218	336	79	1	24
Totals:	476	61,018	508	120	527	29	128	605	30	192	63

Marshall University - Facilities Study 2003

Table E2a: FACULTY OFFICES - SUMMARY BY COLLEGE

College	Number of Offices	Total NASF	Total Stations	NASF / Station			Mean NASF / Office	NASF		Number of Offices	
				Mean	Highest	Lowest		Largest	Smallest	<100 NASF	>180 NASF
(unknown admin)	2	303	2	152	172	131	152	172	131	0	0
Business	52	6,013	58	104	194	44	116	532	58	40	7
College of Info Tech & Eng	13	2,983	14	213	527	126	229	605	126	0	5
Comm and Tech	32	3,635	33	110	181	63	114	181	84	12	1
Education and Hum Serv	69	8,435	75	112	227	37	122	415	50	28	7
Fine Arts	40	7,827	49	160	336	51	196	336	76	5	28
Journalism & Mass Comm	19	2,684	19	141	335	90	141	335	90	7	4
Liberal Arts	127	13,216	131	101	276	29	104	276	30	78	4
Nursing and Health Prof	29	4,238	30	141	181	56	146	181	56	5	1
Science	92	11,596	96	121	331	44	126	331	76	16	6
Shared Academic	1	88	1	88	88	88	88	88	88	1	0
Totals:	476	61,018	508	120	527	29	128	605	30	192	63

ACKNOWLEDGEMENTS

ACKNOWLEDGEMENTS

MARSHALL UNIVERSITY

SENIOR ADMINISTRATION

Dr. Dan Angel, President

Mr. F. Layton Cottrill, Chief of Staff &
General Counsel

Dr. Sarah Denman, Provost &
Senior Vice President for Academic Affairs

Dr. K. Edward Grose, Senior Vice President
for Operations

Mr. Herb Karlet, Senior Vice President for Finance

BOARD OF GOVERNORS

A. Michael Perry, *Chair*

Menis Ketchum, *Vice Chair*

Joe Williams, *Secretary*

Gary Adkins

Mike Farrell

Steve Haid

Carol Hartley

Virginia King

Brent Marsteller

Sherri Noble

Michael Safcsak

Bob Shell

Dr James Sottile, Jr.

Gary White

Tom Wilkerson

FACILITY/LAND USE MASTER PLAN COMMITTEE

Dr. Roger Adkins, Faculty Representative

Dale Allman, Director of Physical Plant

Winston A. Baker, Director, Residence Services

Michael Bianchin, Associate Director Athletics,
Operations & Facilities

Tony L. Crislip, Manager, Physical Plant
Representative

Dr. Sarah N. Denman, Provost and Senior Vice
President for Academic Affairs

Richard J. Dixon, AICP, Executive Director of
Development and Planning, City of Huntington

Roberta Ferguson, University Registrar

Dr. K. Edward Grose, Senior Vice President for
Operations, *Committee Chair*

Sharlee Henry, Classified Staff Representative

Steven W. Hensley, Dean of Student Affairs

Carol Hurula, Classified Staff Representative

Karen Kirtley, Director, Auxiliary Operations

Michael J. McGuffey, Director, Institutional
Planning & Research

Francis McGuire, President, McGuire Realty,
Community Representative

Michael Meadows, Director, Facilities Planning &
Management

Dr. Steve P. Mewaldt, Faculty Representative

Charles R. Neighborgall, III, President Neighborgall
Construction, Community Representative

Linda Newman, Facilities Analyst

Kris Parker, Student Representative

Mark D. Rhodes, Assistant Director, Public Safety
and Parking

Dr. James M. Sottile, Faculty Senate
Representative

Brandon Stevens, Student Representative

Dr. Larry W. Stickler, Faculty Senate
Representative

Alan R. Taylor, Director, Information Technology
Research Planning and Standards

Linda Wilkinson, Assistant Provost, Marshall
Community and Technical College

Dr. Tony L. Williams, Dean, College of Education
and Human Services

ACKNOWLEDGEMENTS
CONSULTANT TEAM

URS CORPORATION

Phillip T. Soule, III, AIA, *Senior Project Manager*

Anthony Di Nicola, AIA, NCARB, Assessment
Coordinator

Ruth Barnes, Administrative Liaison
Warren Carleton, PE, Electrical
Bill Huckleberry, PE, Structural
Brette Libbe, PE, Mechanical
Jerry Zelenka, PE, Mechanical
National Elevator Inspection Services, Inc.,
St. Louis

DOBER, LIDSKY, CRAIG AND ASSOCIATES, INC.

Charles A. Craig, *Lead Campus Planner*

Dorothy A. Atwood, AIA
Mary Bush-Brown
Richard P. Dober, AICP
Andrew Gillespie
Loretto Lawrence
Arthur J. Lidsky, AICP
George G. Mathey, AICP
Dori Mottola
Lisa Romero

BIBLIOGRAPHY

Dober, Lidsky, Craig and Associates, Inc. Database, Campus and Space Inventory Statistics, 2003.

Marshall University, *Owning the Opportunity - MU - 2010, The Strategic Plan for Marshall University*, Fall 2001.

National Center for Education Statistics, *Postsecondary Education Facilities Inventory and Classification Manual*, U. S. Department of Education, Office of Educational Research and Improvement, 1992.

Society for College and University Planning, *Community College Statistics, Campus Facility Inventory Survey*, 2003.