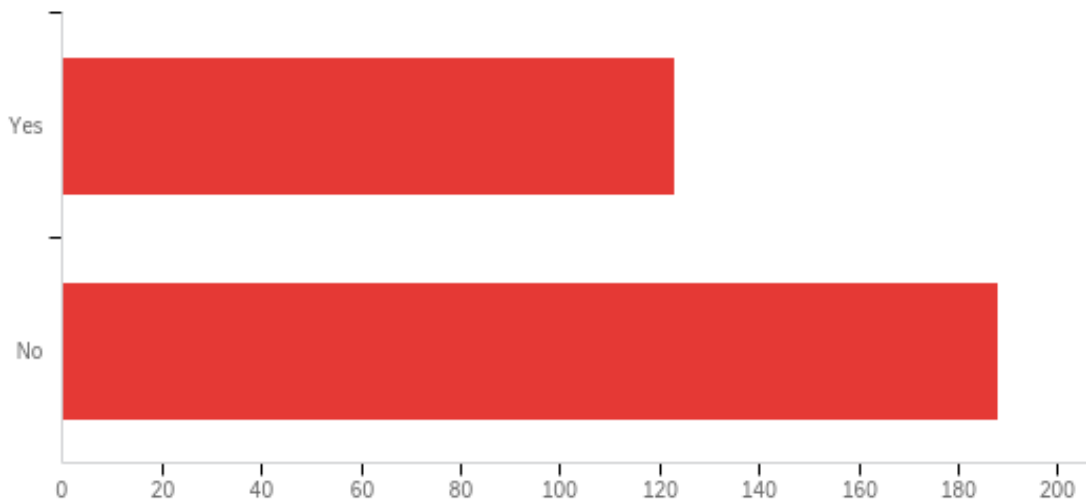




## Career Education Survey Results

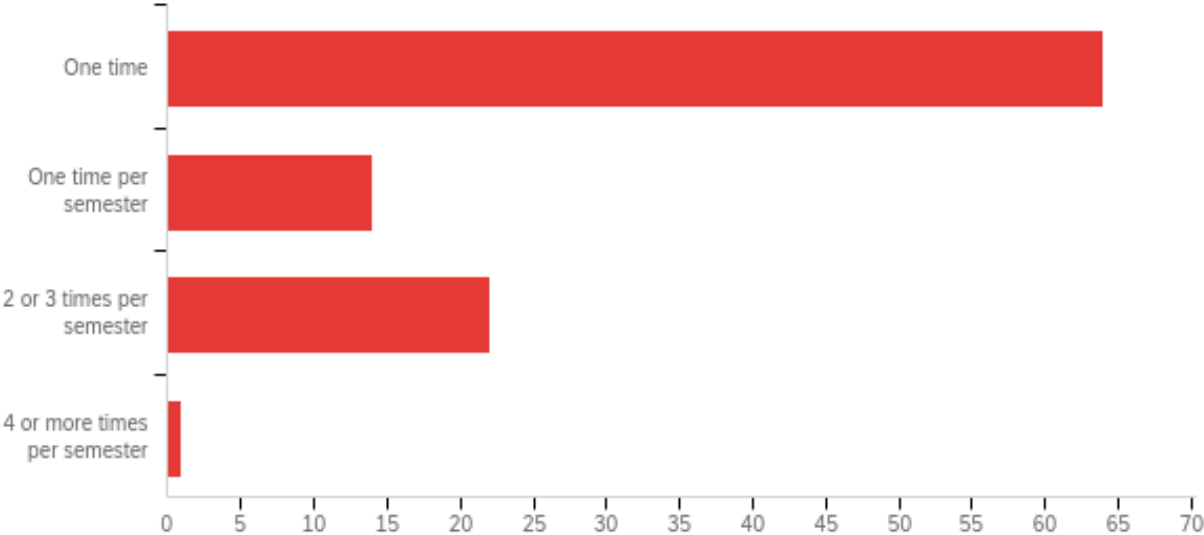
### Assessment Day 2024

Q1 - Have you used the Career Education office (either in-person or virtually)? (Online /Virtual visits are defined as scheduled appointments with Career Education staff using Handshake, Teams, or another virtual platform.)



#	Answer	%	Count
1	Yes	39.55%	123
2	No	60.45%	188
	Total	100%	311

**Q2 - Between July 1, 2023, and the present, how many times did you visit Career Education? Please include visits both in person and online. (Online /Virtual visits are defined as scheduled appointments with Career Education staff using Handshake, Teams, or another virtual platform.)**



#	Answer	%	Count
1	One time	63.37%	64
2	One time per semester	13.86%	14
3	2 or 3 times per semester	21.78%	22
4	4 or more times per semester	0.99%	1
	Total	100%	101

**Q3 - For which of the following reasons have you visited Career Education? Please select all that apply.**

#	Answer	%	Count
1	Career Exploration/Pathway U (Pathway includes questions related to interests, values, personality, & workplace preference)	12.31%	24
2	Advice on academic programs (majors/courses) related to a career path	11.28%	22
3	General career advice	11.28%	22
4	Questions about Handshake	5.13%	10
5	Help with a job search	4.10%	8
6	Help with an internship or co-op search	3.59%	7
7	Help with my resume and/or cover letter	16.92%	33
8	Interview preparation or mock interview	9.74%	19
9	Class assignment	14.87%	29
10	Help with LinkedIn profile	4.10%	8
11	Headshot	2.05%	4
12	Researching a potential employer	0.51%	1
13	Other (please specify)	4.10%	8
	Total	100%	195

Q3\_13\_TEXT - Other (please specify)

Other (please specify) - Text

---

Student Advising

---

Name change

---

Major change

---

Came to call to discuss most of these topics

---

Etiquette dinner ticket

---

get business cards

---

Suit Up Event

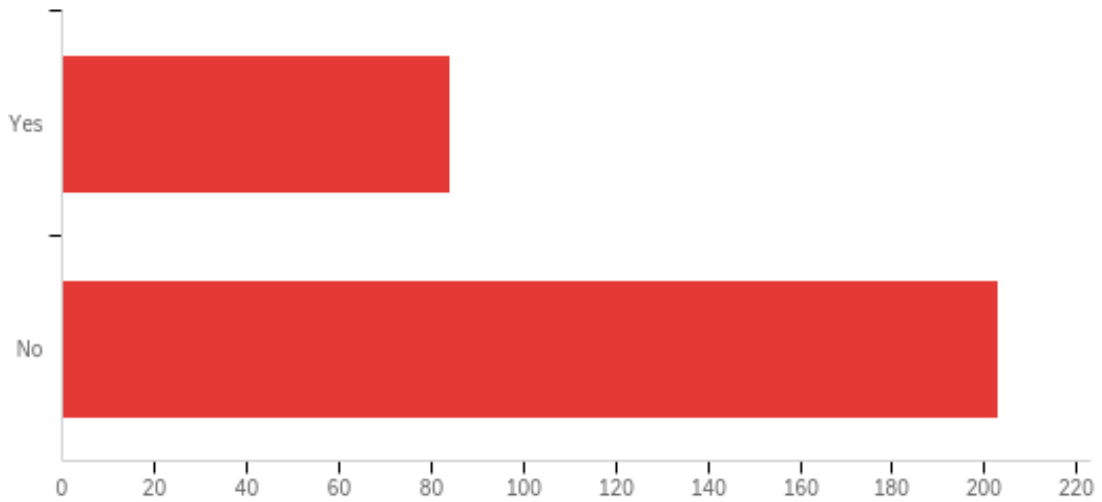
---

Signing up for Etiquette Dinner

**Q4 - To what extent do you agree with the following statements:**

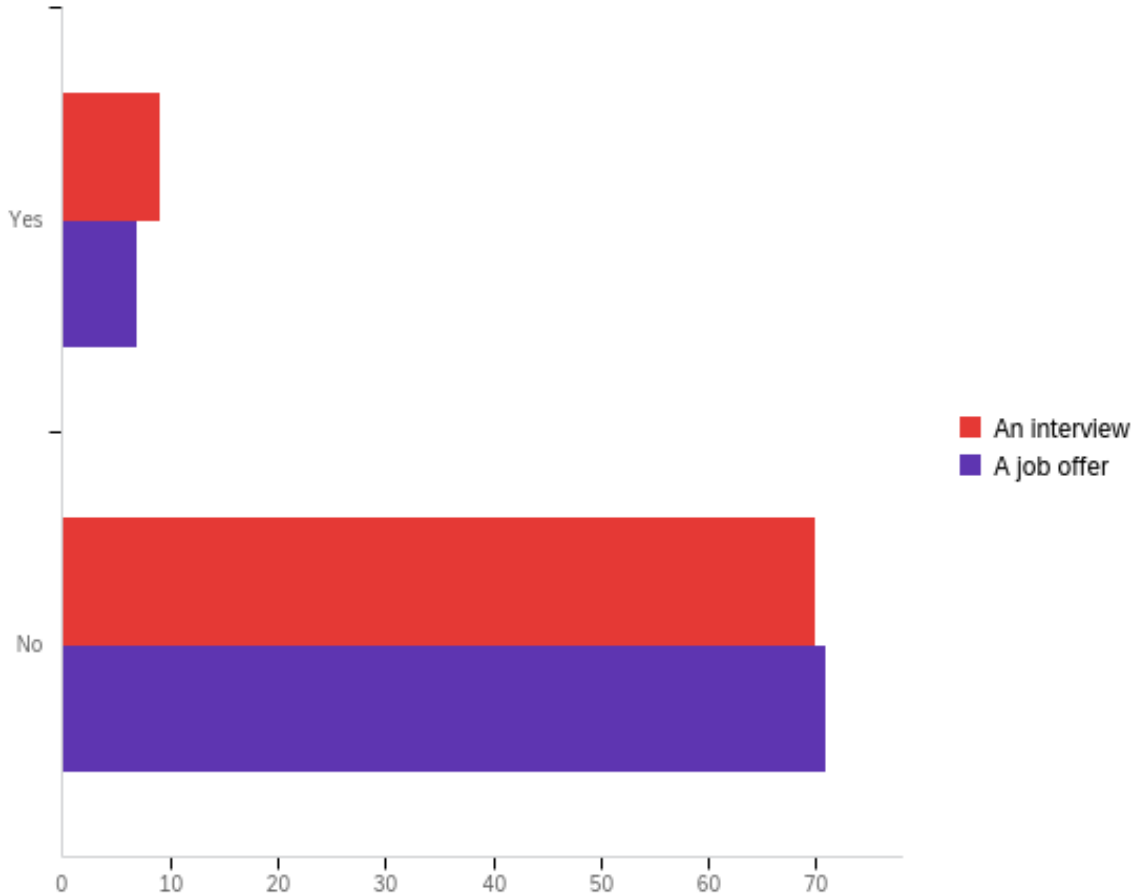
#	Question	Strongly disagree		Somewhat disagree		Neither agree nor disagree		Somewhat agree		Strongly agree		Total
1	I feel welcome at my school's career center.	4.90%	5	1.96%	2	9.80%	10	35.29%	36	48.04%	49	102
2	I feel comfortable asking staff at the career center for help with my career development.	3.92%	4	4.90%	5	9.80%	10	36.27%	37	45.10%	46	102
3	I feel comfortable discussing my academic program or career plans with a faculty member.	5.88%	6	3.92%	4	8.82%	9	33.33%	34	48.04%	49	102
4	I feel supported by the faculty in my major(s)	5.94%	6	4.95%	5	10.89%	11	24.75%	25	53.47%	54	101

**Q5 - Did you attend a career fair in the past year (spring 2023, fall 2023, spring 2024)?**



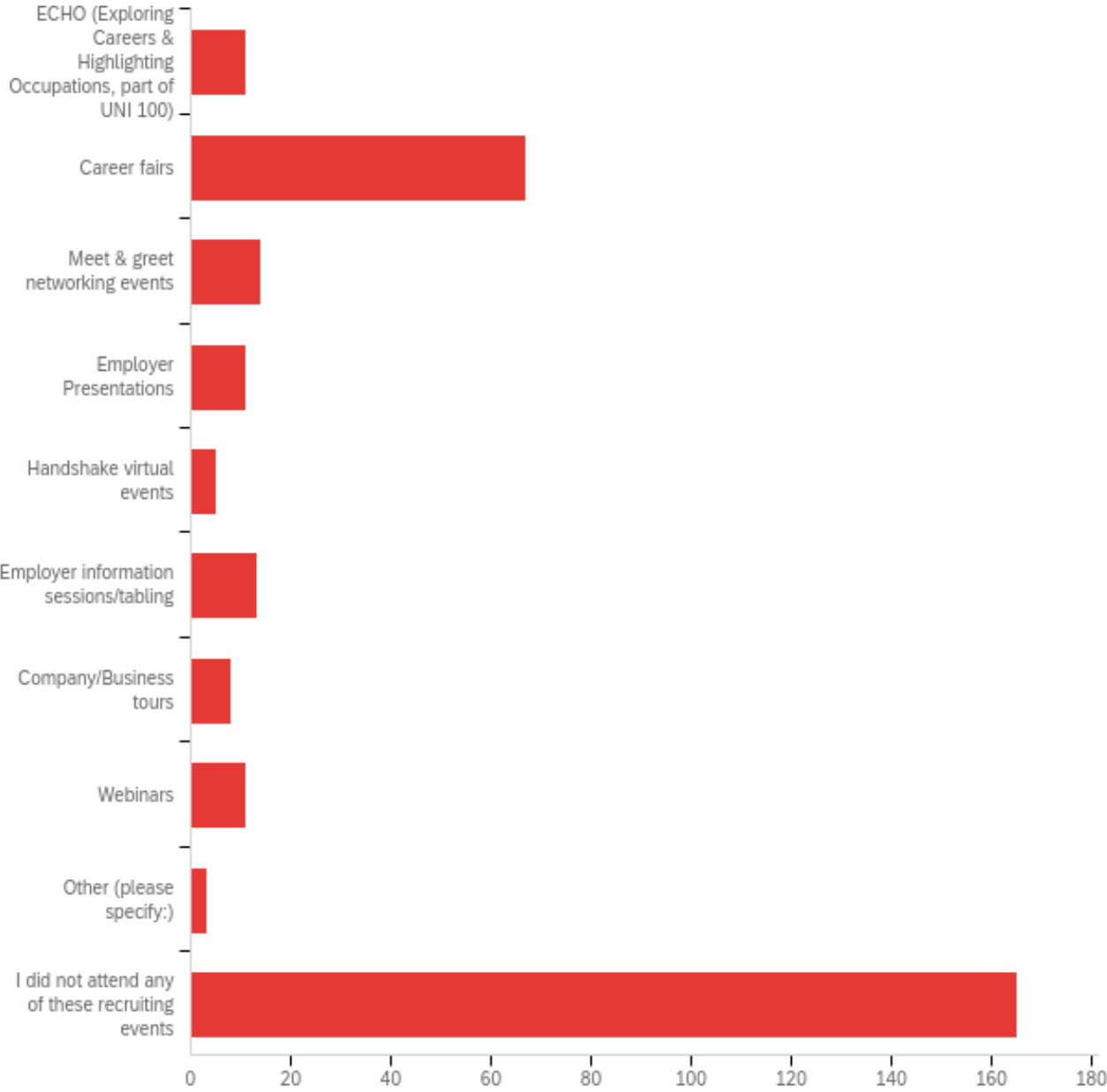
#	Answer	%	Count
1	Yes	29.27%	84
2	No	70.73%	203
	Total	100%	287

**Q6 - As a result of attending a career fair, did you receive an interview and/or job offer from an organization you spoke with at the fair?**



#	Question	Yes		No		Total
1	An interview	11.39%	9	88.61%	70	79
2	A job offer	8.97%	7	91.03%	71	78

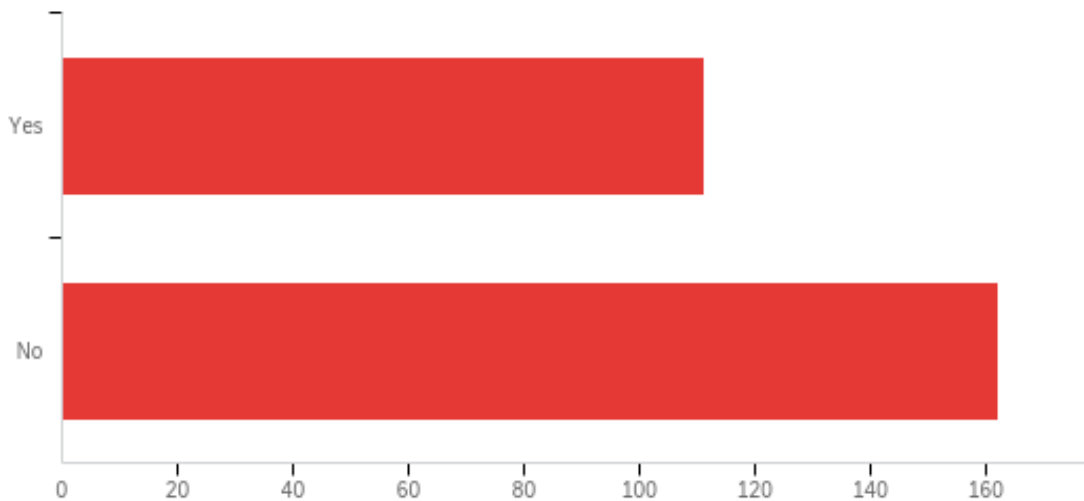
**Q7 - Recruiting events are generally defined as events in which a recruiter communicates with potential job candidates. In which of the following recruiting events have you participated in the past 12 months? Please select all that apply.**



#	Answer	%	Count
1	ECHO (Exploring Careers & Highlighting Occupations, part of UNI 100)	3.57%	11
2	Career fairs	21.75%	67
3	Meet & greet networking events	4.55%	14

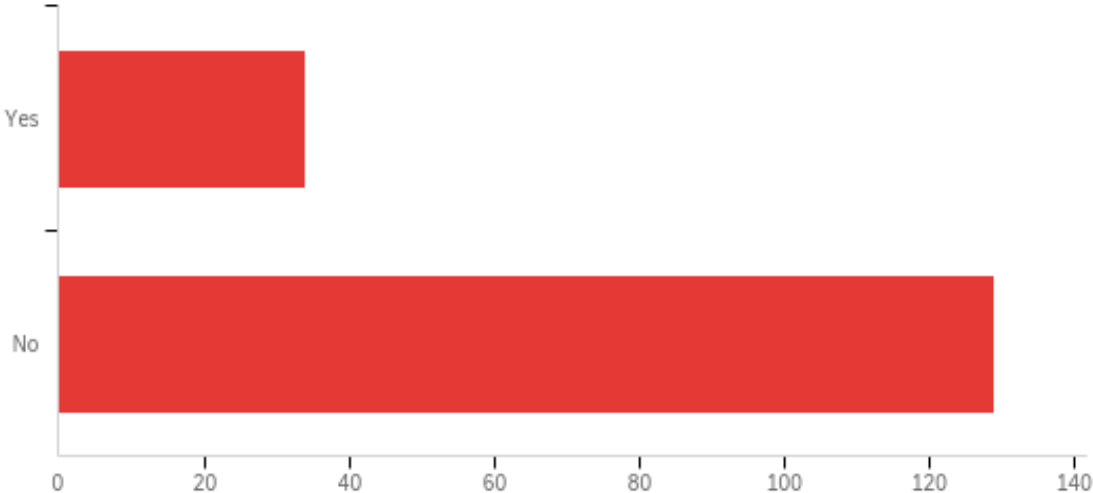
4	Employer Presentations	3.57%	11
5	Handshake virtual events	1.62%	5
6	Employer information sessions/tabling	4.22%	13
7	Company/Business tours	2.60%	8
8	Webinars	3.57%	11
9	Other (please specify:)	0.97%	3
10	I did not attend any of these recruiting events	53.57%	165
	Total	100%	308

**Q8 - Have you participated in ANY experiential learning opportunities since starting college at Marshall University?**



#	Answer	%	Count
1	Yes	40.66%	111
2	No	59.34%	162
	Total	100%	273

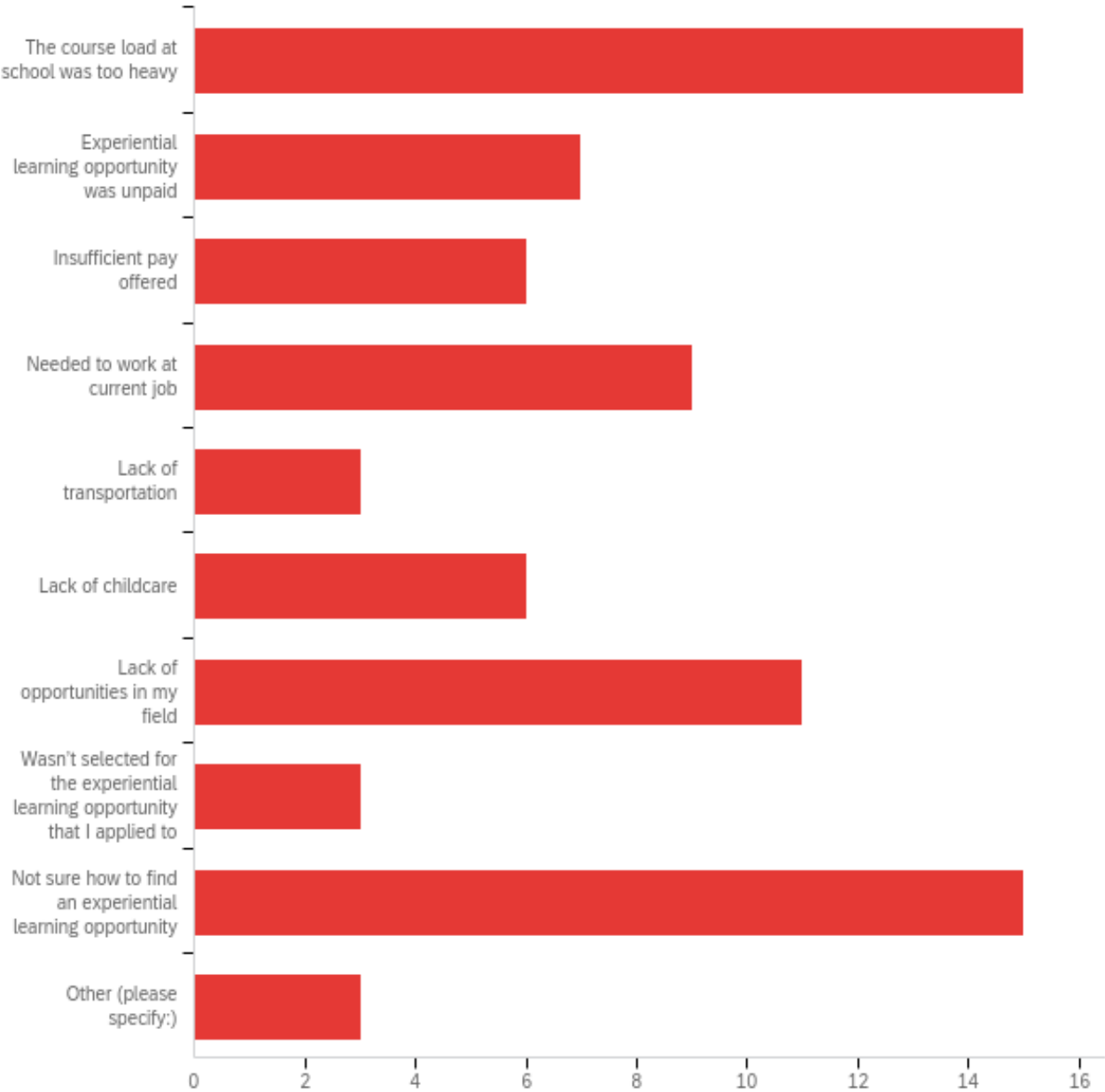
**Q9 - In the past 12 months, did you want to participate in any experiential learning opportunities?**



#	Answer	%	Count
1	Yes	20.86%	34
2	No	79.14%	129
	Total	100%	163



**Q10 - Which of the following reasons were obstacles to finding any experiential learning opportunity? Please select all that apply.**



#	Answer	%	Count
1	The course load at school was too heavy	19.23%	15
2	Experiential learning opportunity was unpaid	8.97%	7
3	Insufficient pay offered	7.69%	6
4	Needed to work at current job	11.54%	9
5	Lack of transportation	3.85%	3

6	Lack of childcare	7.69%	6
7	Lack of opportunities in my field	14.10%	11
8	Wasn't selected for the experiential learning opportunity that I applied to	3.85%	3
9	Not sure how to find an experiential learning opportunity	19.23%	15
10	Other (please specify:)	3.85%	3
	Total	100%	78

### Q10\_10\_TEXT - Other (please specify:)

Other (please specify:) - Text

---

lack of clear instructions and guidance

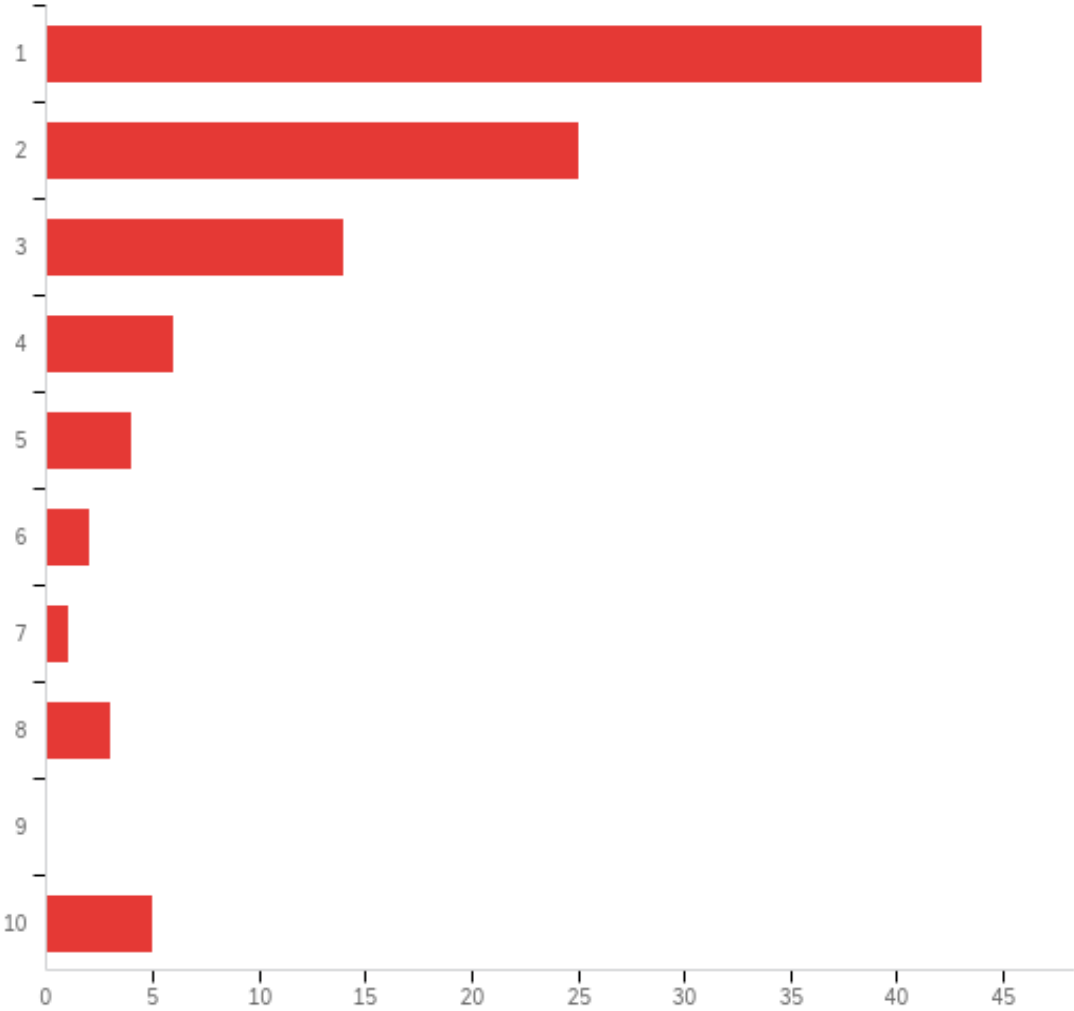
---

Not enough time

---

Graduate Assistantship has yet to actually start research phase

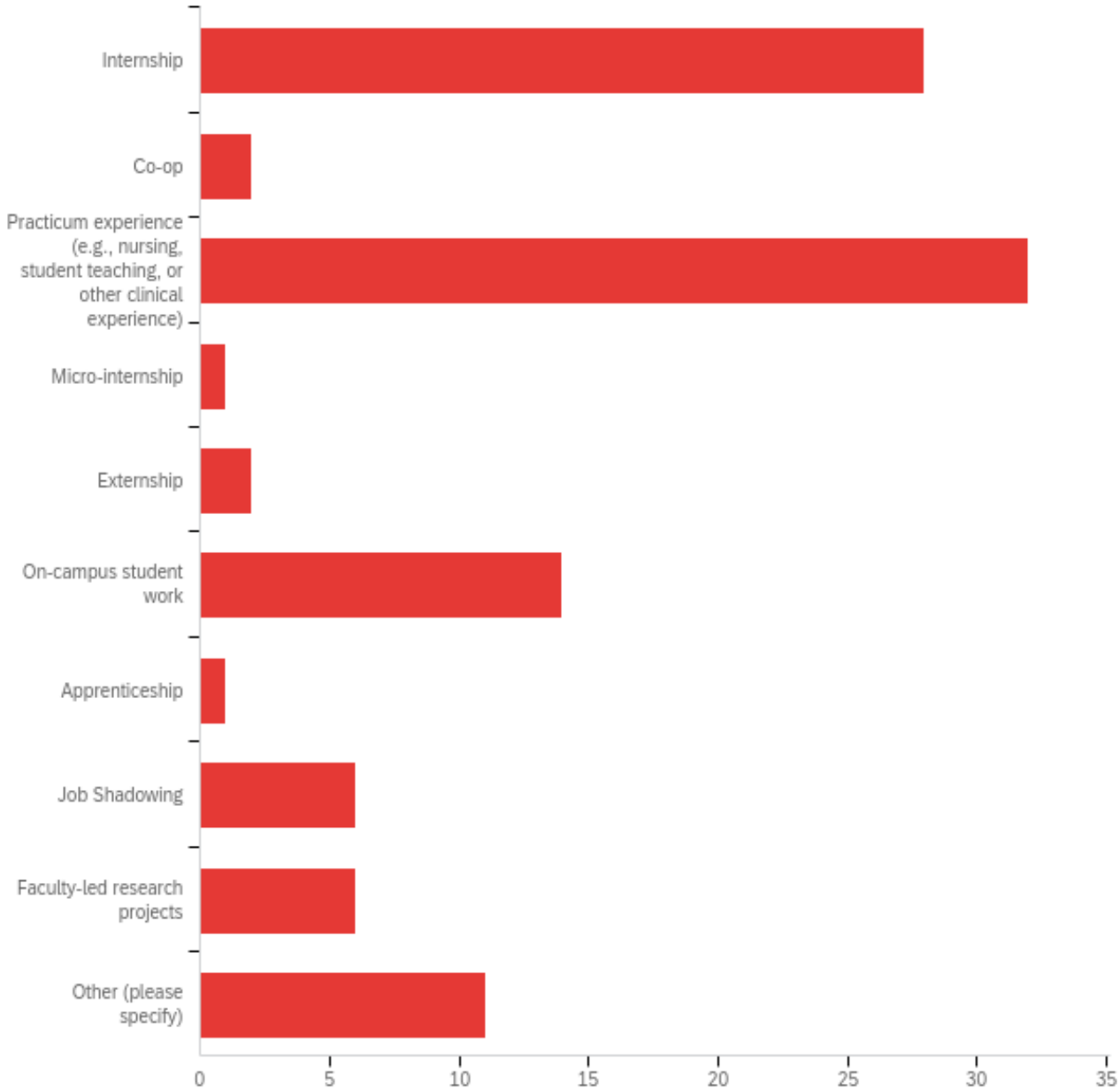
**Q11 - How many experiential learning (which includes internships, etc.) opportunities have you engaged in during your time at Marshall University?**



#	Answer	%	Count
1	1	42.31%	44
2	2	24.04%	25
3	3	13.46%	14
4	4	5.77%	6
5	5	3.85%	4
6	6	1.92%	2
7	7	0.96%	1
8	8	2.88%	3

9	9	0.00%	0
10	10	4.81%	5
	Total	100%	104

**Q12 - Which of the following best describes your most recent experiential learning opportunity?**



#	Answer	%	Count
1	Internship	27.18%	28
2	Co-op	1.94%	2
3	Practicum experience (e.g., nursing, student teaching, or other clinical experience)	31.07%	32
4	Micro-internship	0.97%	1

5	Externship	1.94%	2
6	On-campus student work	13.59%	14
7	Apprenticeship	0.97%	1
8	Job Shadowing	5.83%	6
9	Faculty-led research projects	5.83%	6
10	Other (please specify)	10.68%	11
	Total	100%	103

Q12\_10\_TEXT - Other (please specify)

Other (please specify) - Text

clinicals

Full Time Employment

None

Internship for field hours

Etiquette dinner

Capstone - Research Off-Campus

School of Art & Design Trip

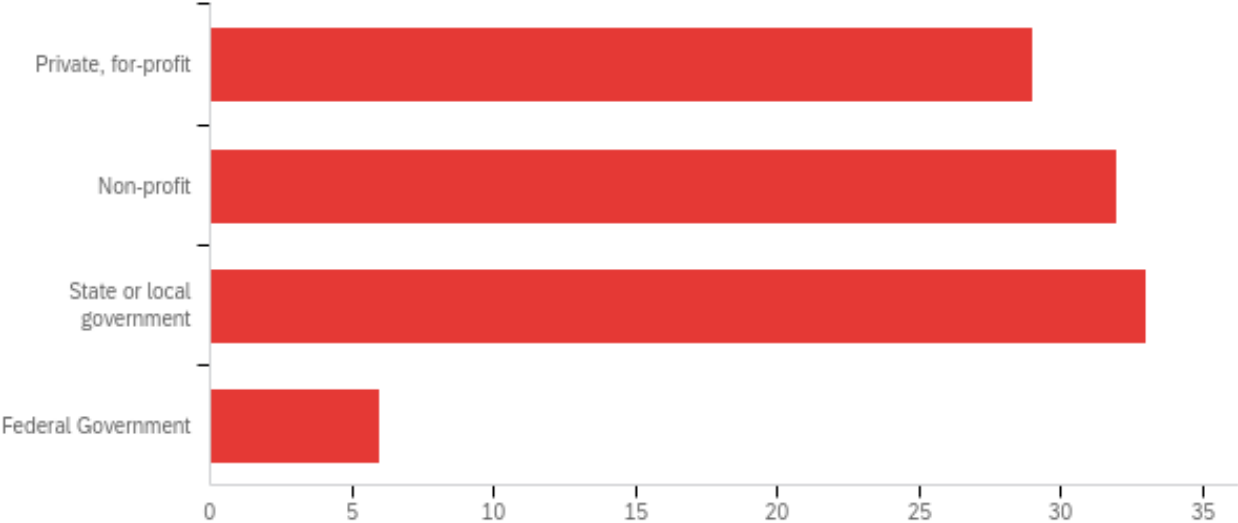
Capstone

The student teaching workshop

Conference planning

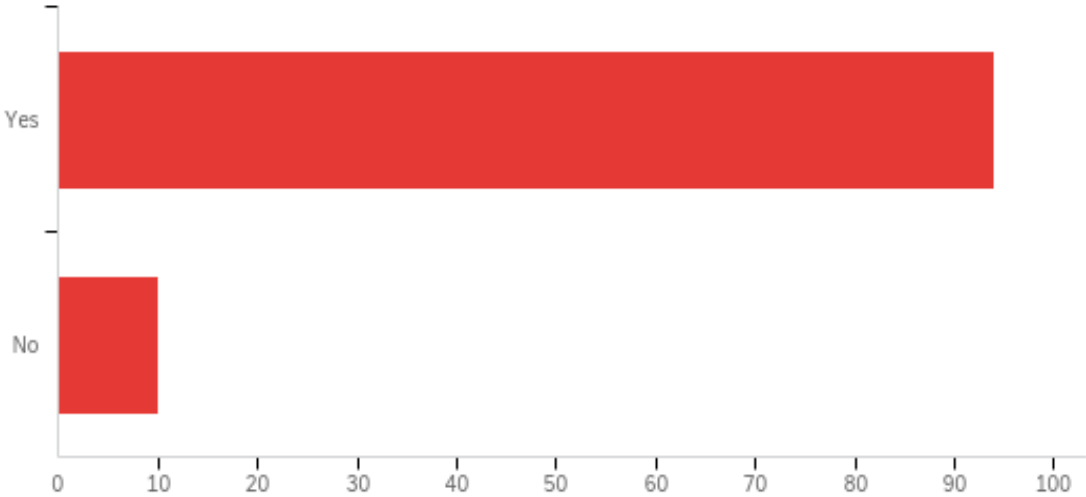
None of those

**Q13 - Which of the following best describes the type of employer for your most recent experiential learning opportunity?**



#	Answer	%	Count
1	Private, for-profit	29.00%	29
2	Non-profit	32.00%	32
3	State or local government	33.00%	33
4	Federal Government	6.00%	6
	Total	100%	100

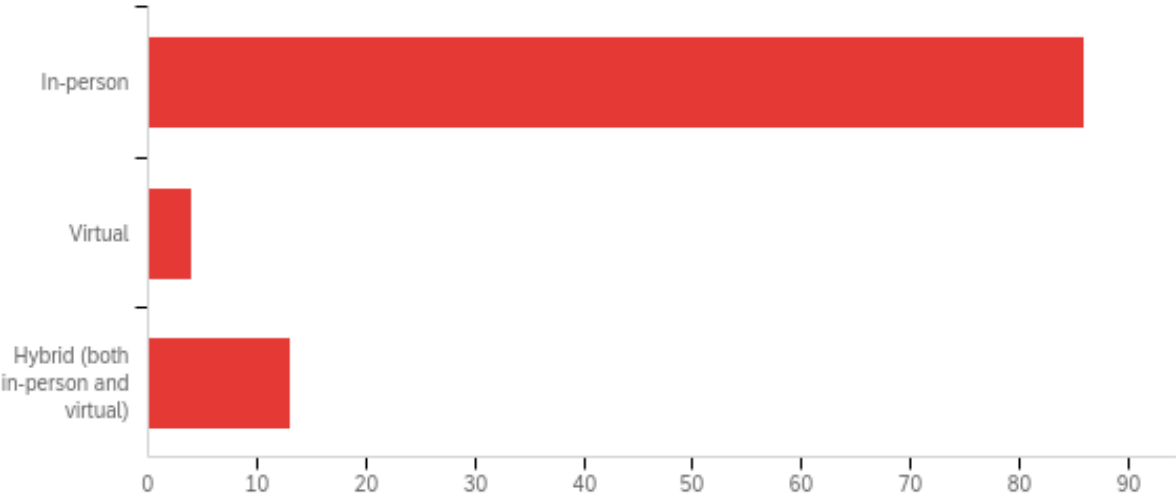
**Q14 - Was your experiential learning opportunity related to your major?**



#	Answer	%	Count
1	Yes	90.38%	94
2	No	9.62%	10
	Total	100%	104

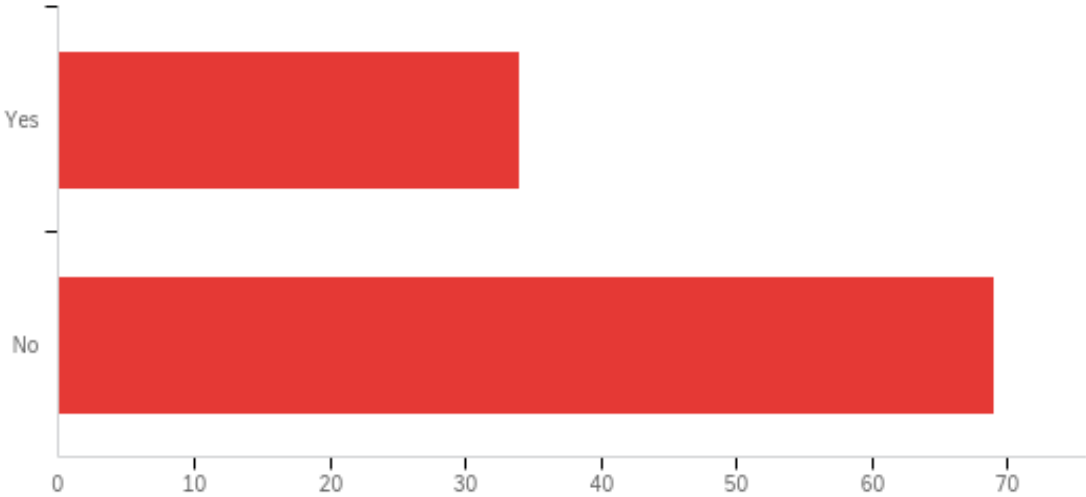


**Q15 - Was your most recent experiential learning activity in-person, virtual, or hybrid?**



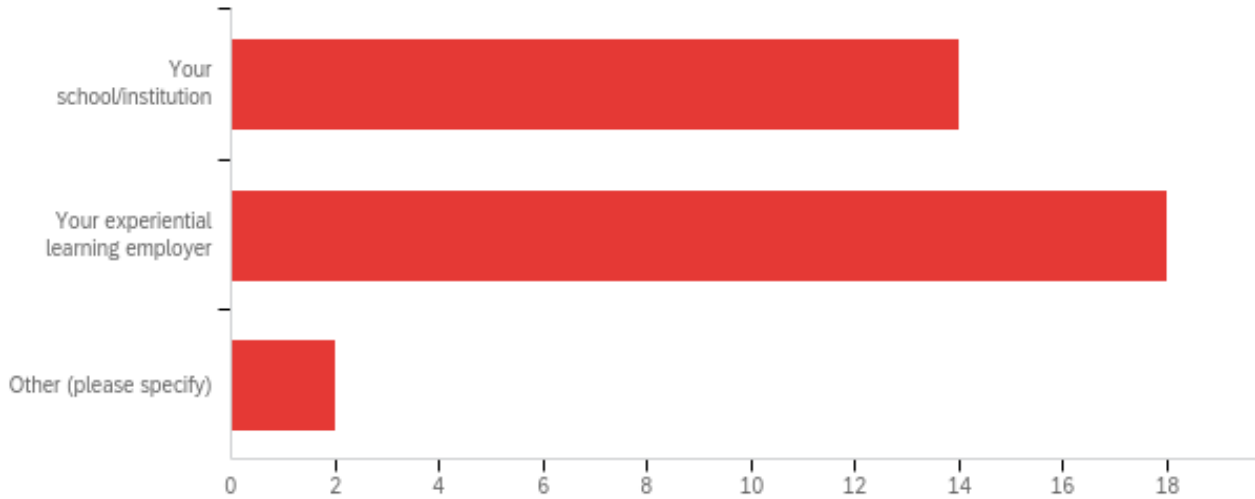
#	Answer	%	Count
1	In-person	83.50%	86
2	Virtual	3.88%	4
3	Hybrid (both in-person and virtual)	12.62%	13
	Total	100%	103

**Q16 - Were you paid for the experiential learning opportunity?**



#	Answer	%	Count
1	Yes	33.01%	34
2	No	66.99%	69
	Total	100%	103

**Q17 - Was the payment through your school or your experiential learning employer?**



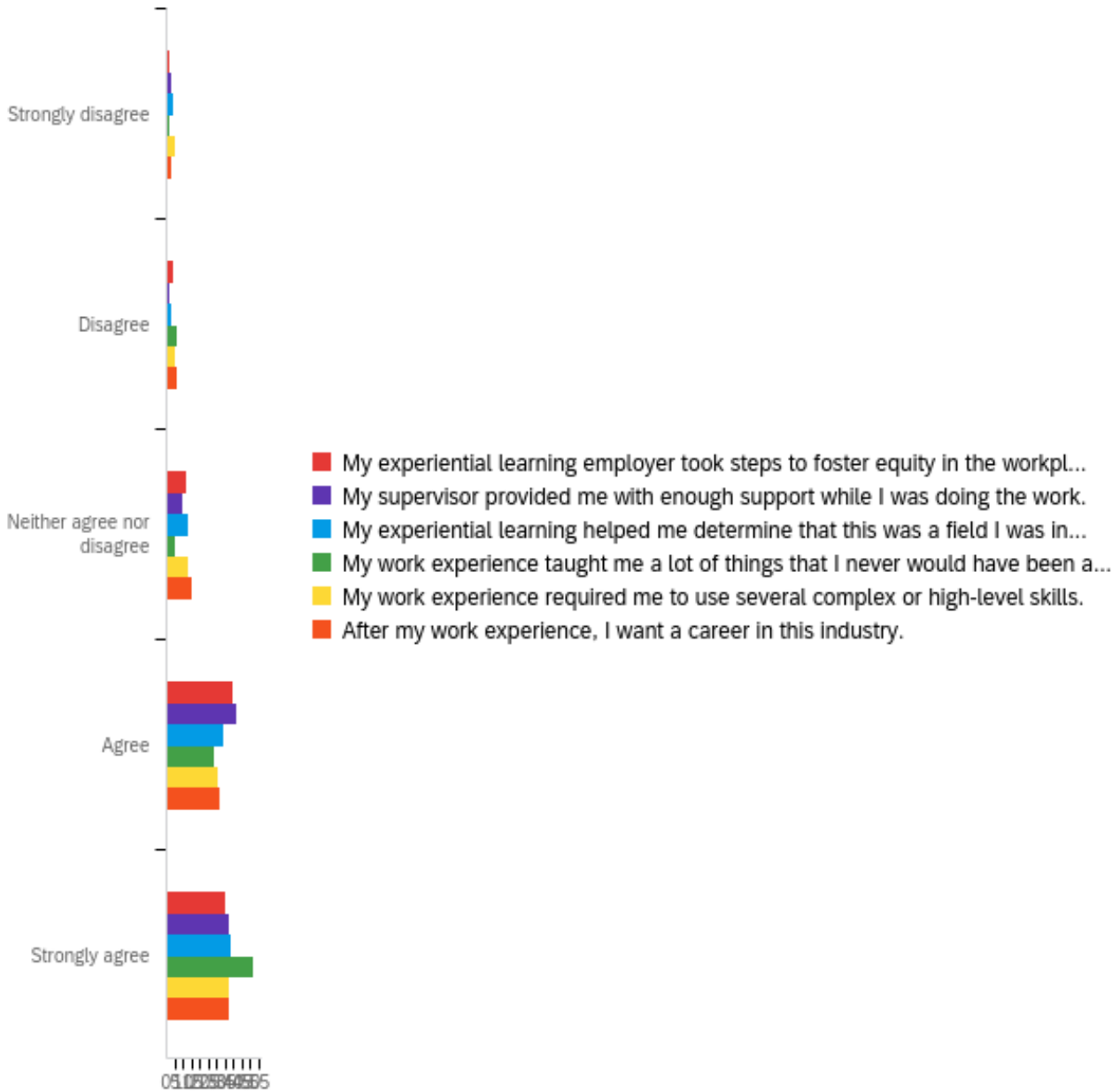
#	Answer	%	Count
1	Your school/institution	41.18%	14
2	Your experiential learning employer	52.94%	18
3	Other (please specify)	5.88%	2
	Total	100%	34

Q17\_3\_TEXT - Other (please specify)

Other (please specify) - Text

Job

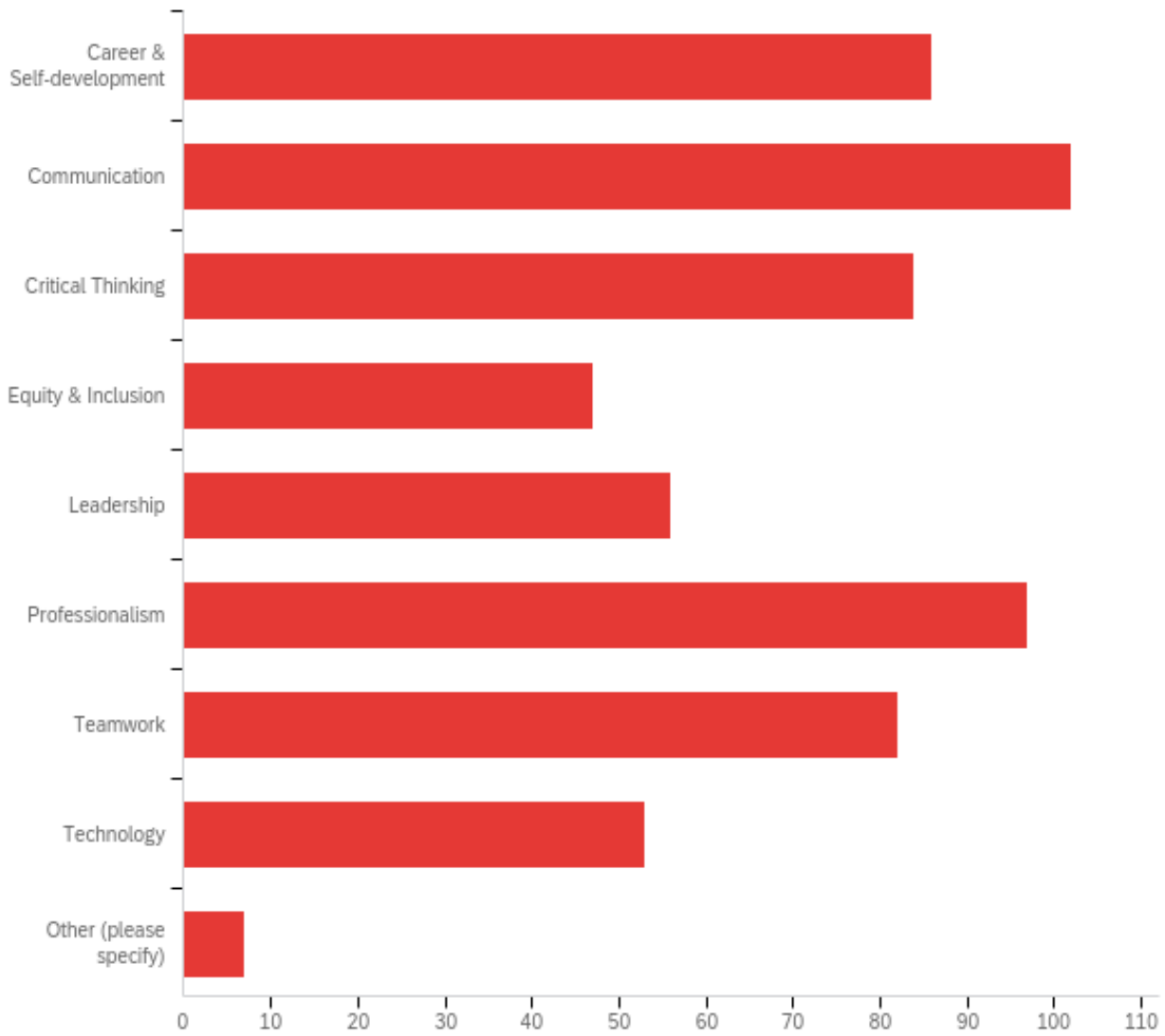
**Q18 - How much do you agree with the following statements about your career development:**



#	Question	Strongly disagree	Disagree	Neither agree nor disagree	Agree	Strongly agree	Total
1	My experiential learning employer took steps to foster equity in the workplace.	2.15% 2	4.30% 4	12.90% 12	43.01% 40	37.63% 35	93
2	My supervisor provided me with enough support while I was doing the work.	3.19% 3	2.13% 2	9.57% 9	44.68% 42	40.43% 38	94

3	My experiential learning helped me determine that this was a field I was interested in for a career.	4.30%	4	3.23%	3	13.98%	13	36.56%	34	41.94%	39	93
4	My work experience taught me a lot of things that I never would have been able to learn in the classroom.	2.13%	2	6.38%	6	5.32%	5	30.85%	29	55.32%	52	94
5	My work experience required me to use several complex or high-level skills.	5.43%	5	5.43%	5	14.13%	13	33.70%	31	41.30%	38	92
6	After my work experience, I want a career in this industry.	3.23%	3	6.45%	6	16.13%	15	34.41%	32	39.78%	37	93

**Q19 - What competencies and skills did you develop in your experiential learning opportunity? Please select all that apply.**



#	Answer	%	Count
1	Career & Self-development	14.01%	86
2	Communication	16.61%	102
3	Critical Thinking	13.68%	84
4	Equity & Inclusion	7.65%	47
5	Leadership	9.12%	56
6	Professionalism	15.80%	97
7	Teamwork	13.36%	82

8	Technology	8.63%	53
9	Other (please specify)	1.14%	7
	Total	100%	614

Q19\_9\_TEXT - Other (please specify)

Other (please specify) - Text

did not attend any learning opportunity in last 12 months

I haven't get an experiential learning oppurtunity

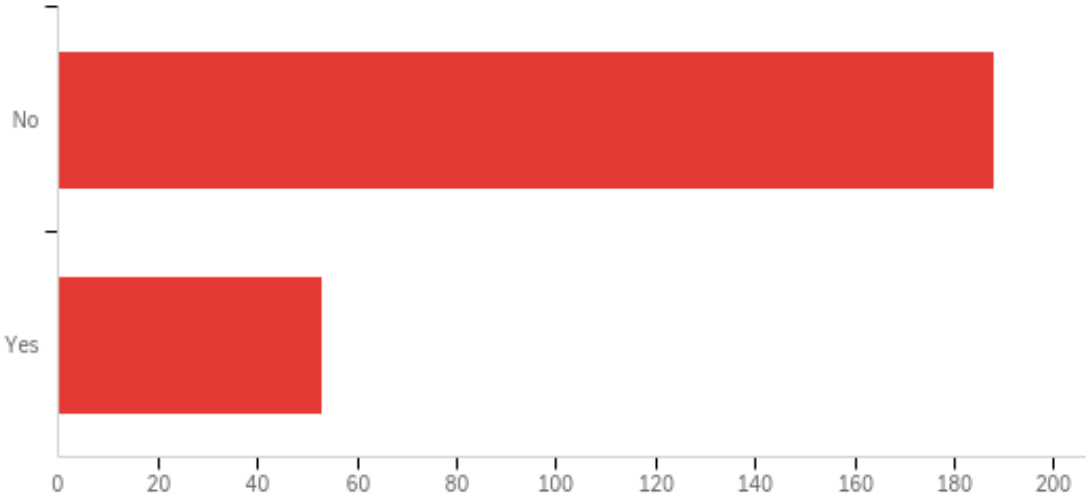
I did not do an experiential learning opportunity

Had no experiential learning opportunity

professional writing

I did not attend any

**Q20 - Did you receive a job offer from your most recent experiential learning employer?**



#	Answer	%	Count
1	No	78.01%	188
2	Yes	21.99%	53
	Total	100%	241



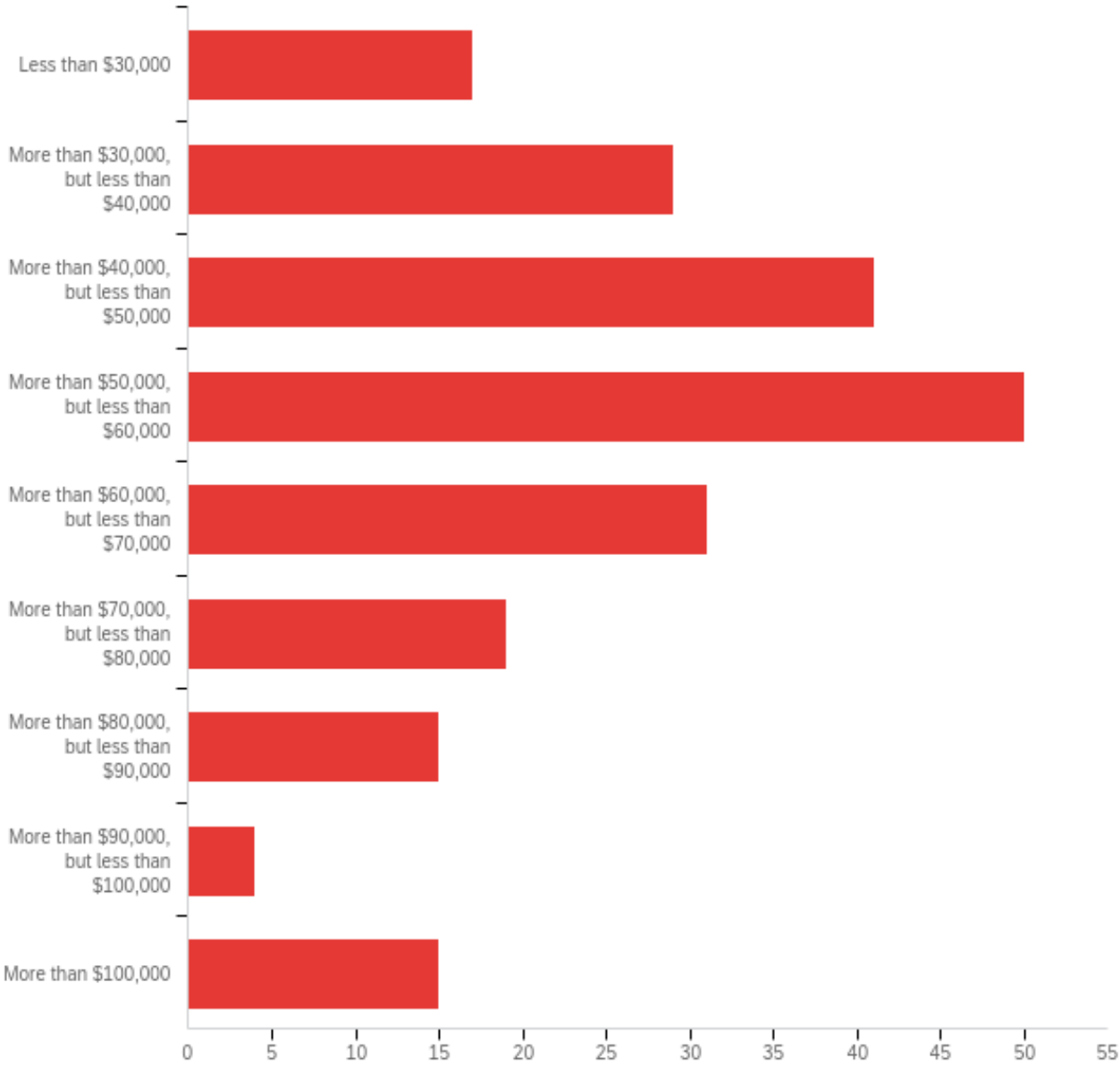
**Q21 - Please rate how IMPORTANT you believe each of the following skills/competencies will be to success in your future career:**

#	Question	Not at all important	Not very important	Somewhat important	Very important	Extremely important	Total
1	Career & Self-development	0.90% 2	0.45% 1	9.50% 21	45.25% 100	43.89% 97	221
2	Communication	0.91% 2	0.00% 0	4.09% 9	28.18% 62	66.82% 147	220
3	Critical Thinking	0.91% 2	0.91% 2	4.09% 9	38.18% 84	55.91% 123	220
4	Equity & Inclusion	0.91% 2	2.28% 5	12.33% 27	32.88% 72	51.60% 113	219
5	Leadership	0.90% 2	0.90% 2	14.48% 32	38.91% 86	44.80% 99	221
6	Professionalism	0.90% 2	1.36% 3	7.69% 17	34.39% 76	55.66% 123	221
7	Teamwork	0.91% 2	0.91% 2	7.73% 17	35.45% 78	55.00% 121	220
8	Technology	1.36% 3	0.91% 2	15.00% 33	40.00% 88	42.73% 94	220

**Q22 - Please rate how PROFICIENT you are in these areas:**

#	Question	Not at all proficient		Not very proficient		Somewhat proficient		Very proficient		Extremely proficient		Total
1	Career & Self-development	0.45%	1	3.64%	8	31.82%	70	44.55%	98	19.55%	43	220
2	Communication	0.46%	1	3.65%	8	25.57%	56	43.84%	96	26.48%	58	219
3	Critical Thinking	0.00%	0	1.36%	3	23.98%	53	48.87%	108	25.79%	57	221
4	Equity & Inclusion	0.45%	1	0.90%	2	22.17%	49	41.63%	92	34.84%	77	221
5	Leadership	0.90%	2	6.33%	14	33.03%	73	38.91%	86	20.81%	46	221
6	Professionalism	0.00%	0	2.26%	5	17.19%	38	47.51%	105	33.03%	73	221
7	Teamwork	0.00%	0	1.36%	3	18.55%	41	46.61%	103	33.48%	74	221
8	Technology	0.00%	0	4.57%	10	28.77%	63	41.10%	90	25.57%	56	219

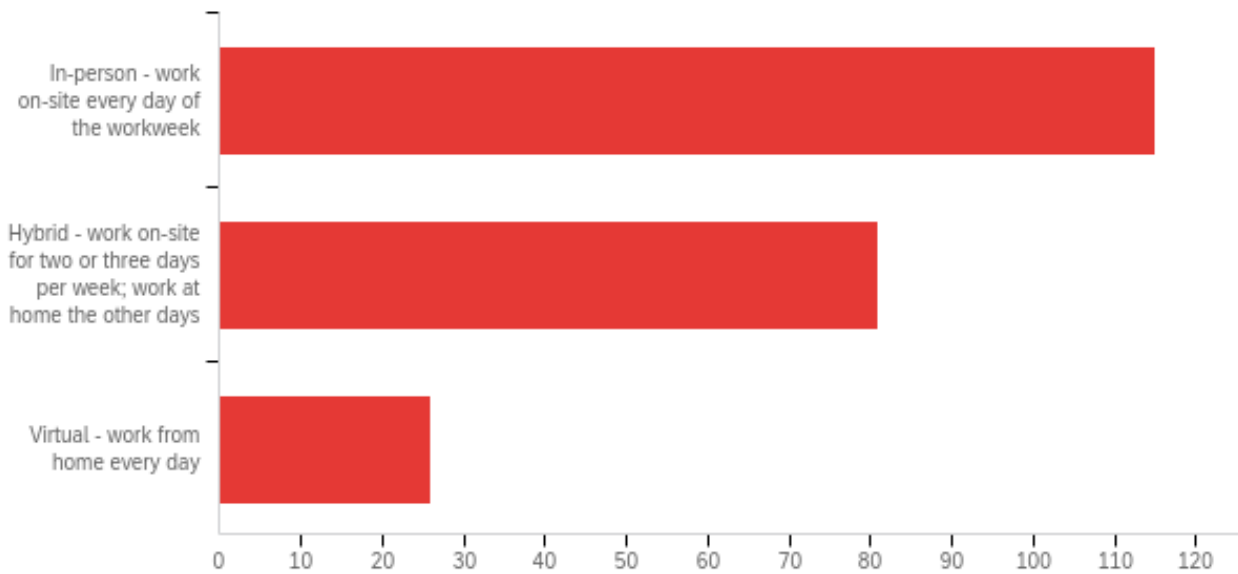
**Q23 - What do (or did) you expect your annual salary to be in your first full-time job after graduation?**



#	Answer	%	Count
1	Less than \$30,000	7.69%	17
2	More than \$30,000, but less than \$40,000	13.12%	29
3	More than \$40,000, but less than \$50,000	18.55%	41
4	More than \$50,000, but less than \$60,000	22.62%	50
5	More than \$60,000, but less than \$70,000	14.03%	31
6	More than \$70,000, but less than \$80,000	8.60%	19

7	More than \$80,000, but less than \$90,000	6.79%	15
8	More than \$90,000, but less than \$100,000	1.81%	4
9	More than \$100,000	6.79%	15
	Total	100%	221

**Q24 - Which of the following working environments do you prefer at the current time?**



#	Answer	%	Count
1	In-person - work on-site every day of the workweek	51.80%	115
2	Hybrid - work on-site for two or three days per week; work at home the other days	36.49%	81
3	Virtual - work from home every day	11.71%	26
	Total	100%	222

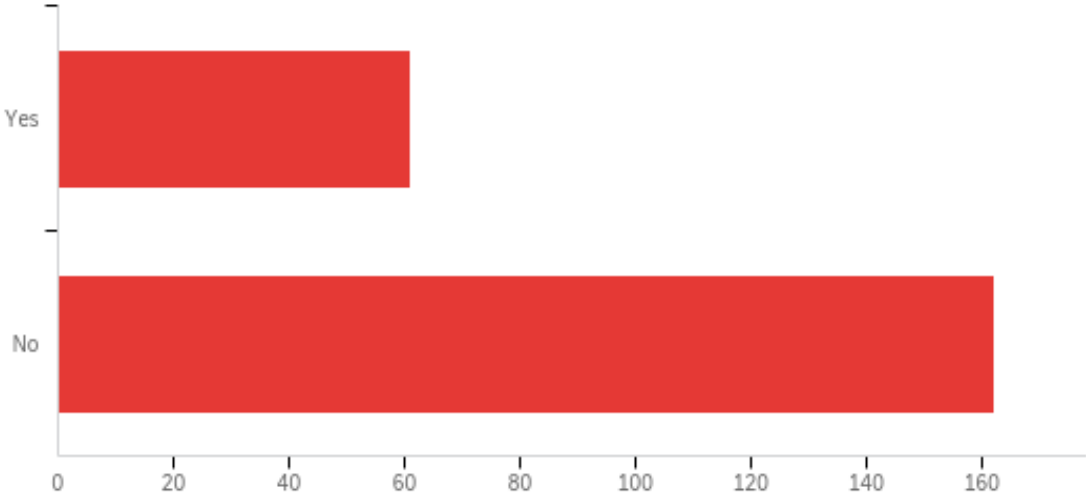
**Q25 - Which of the following attributes are very or extremely important when choosing among potential employers? Please select all that apply.**

#	Answer	%	Count
1	Organization's recruiting and interviewing teams are diverse	6.27%	56
2	The organization formally surveys employees about work climate and environment	9.85%	88
3	The organization provides anti-harassment and inclusion training for managers and employees	9.52%	85
4	The organization provides a salary range when posting jobs	14.11%	126
5	The organization regularly audits itself for pay disparities	7.50%	67
6	The organization has groups that employees can join and meet other employees with things in common.	7.39%	66
7	The organization's leadership is diverse	10.41%	93
8	The organization allows me to integrate my work and family responsibilities effectively	15.01%	134
9	The organization is transparent about pay and benefits	18.37%	164
10	None of these are very / extremely important to me	1.57%	14
	Total	100%	893

**Q26 - Which of the following employee benefits are very or extremely important to you when choosing among potential employers? Please select all that apply.**

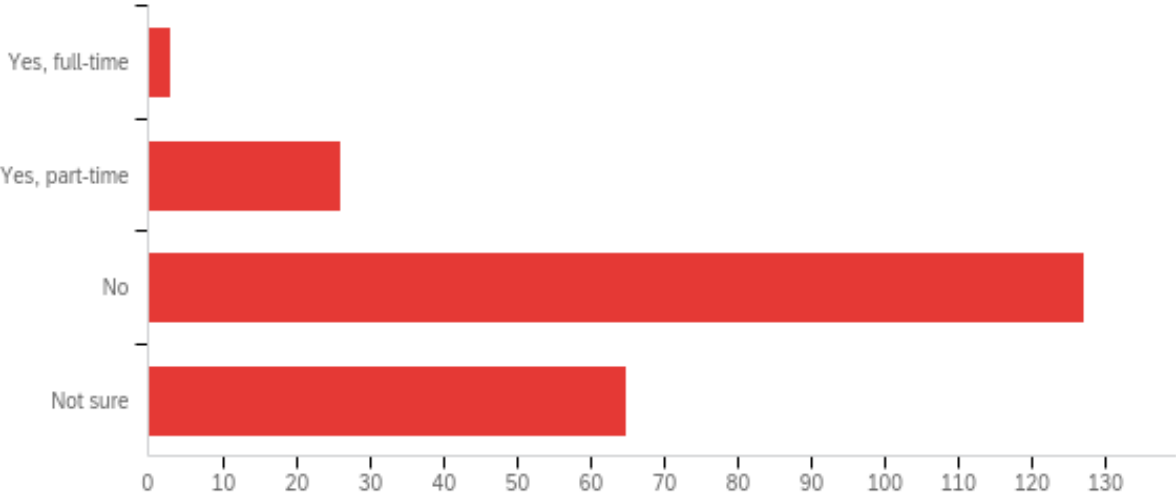
#	Answer	%	Count
1	Bonus plan	5.26%	70
2	Dental insurance	10.74%	143
3	Mental health & wellness support	9.47%	126
4	Family-friendly benefits (e.g., adoption leave, elder care, family leave, etc.)	9.99%	133
5	Company-matched 401(k) retirement program	9.39%	125
6	Life insurance	8.72%	116
7	Employer-paid medical insurance	12.17%	162
8	More than 2 weeks' vacation/paid time off in the FIRST year of work	7.96%	106
9	Ability to work from home	6.54%	87
10	Tuition reimbursement for advanced education	8.11%	108
11	Annual salary increases	11.04%	147
12	None of these are very or extremely important to me	0.60%	8
	Total	100%	1331

**Q27 - While in college, have you worked in the gig / freelance economy (e.g., driving for a ride-share company, consulting work, pet sitting, etc.)?**



#	Answer	%	Count
1	Yes	27.35%	61
2	No	72.65%	162
	Total	100%	223

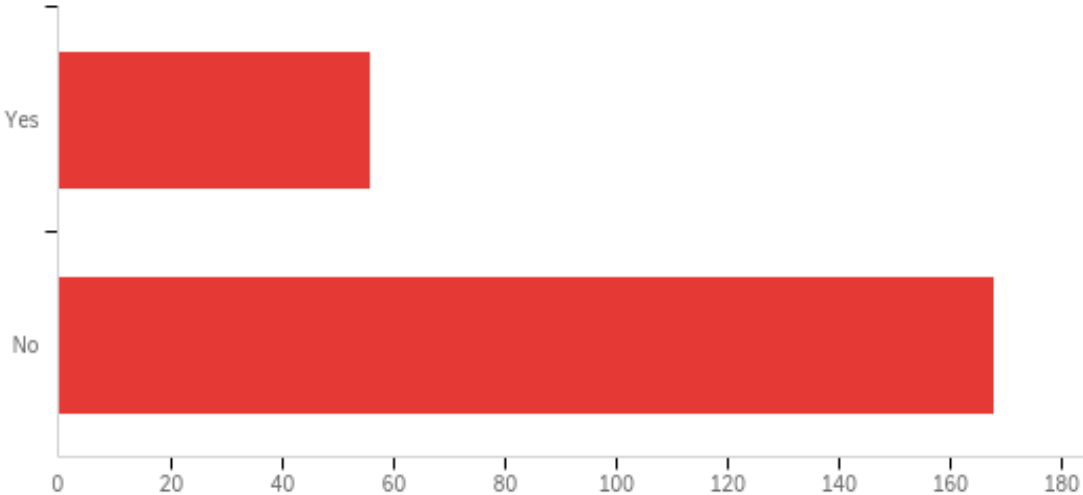
**Q28 - Do you plan to work in the gig / freelance economy after college graduation (e.g., driving for a ride-share company, consulting work, pet sitting, etc.)?**



#	Answer	%	Count
1	Yes, full-time	1.36%	3
2	Yes, part-time	11.76%	26
3	No	57.47%	127
4	Not sure	29.41%	65
	Total	100%	221

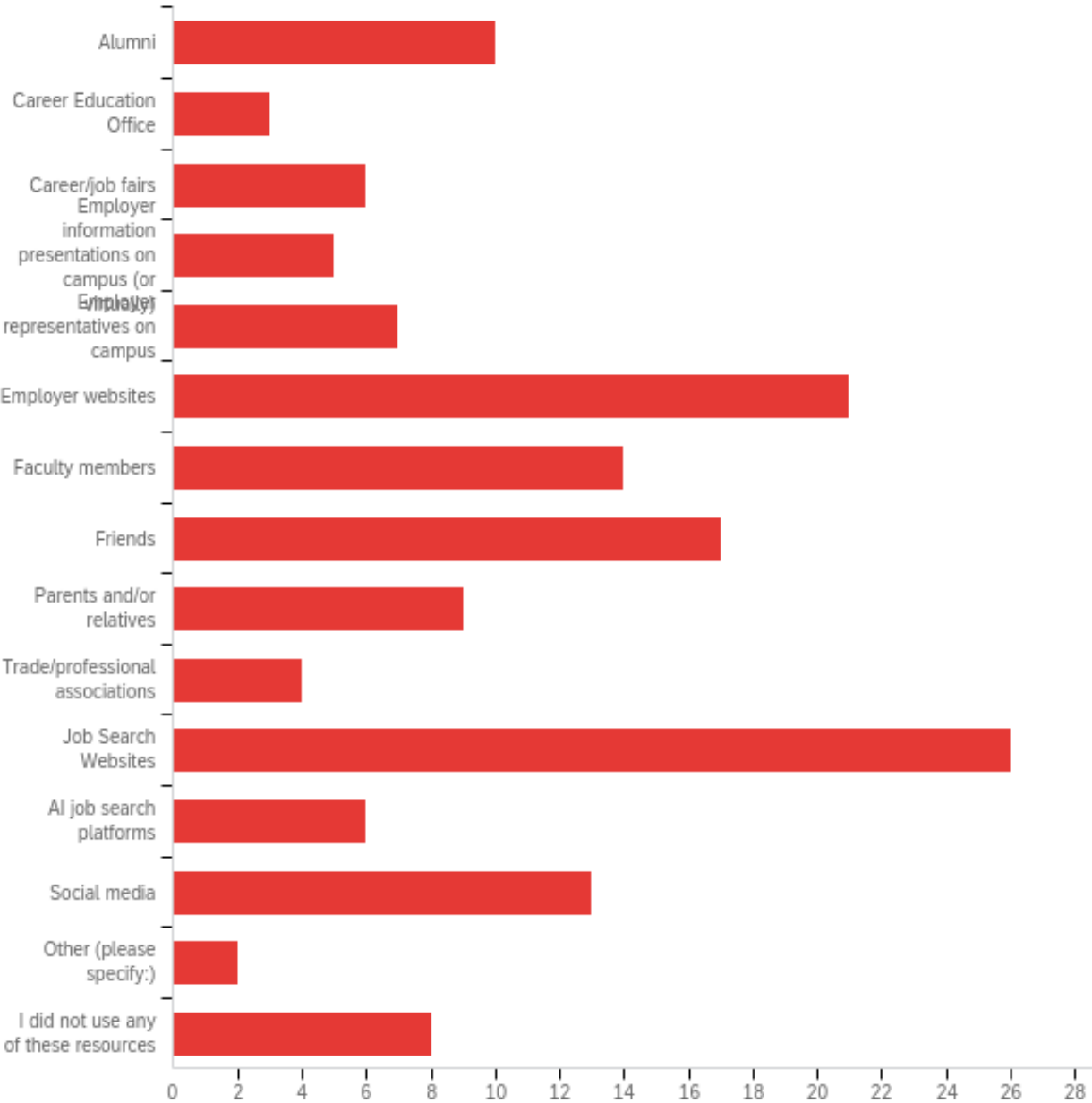


**Q29 - Have you applied for a full-time job to begin after graduation?**



#	Answer	%	Count
1	Yes	25.00%	56
2	No	75.00%	168
	Total	100%	224

**Q30 - Which of the following resources did you use to search for jobs and/or research employers? Please select all that apply.**



#	Answer	%	Count
1	Alumni	6.62%	10
2	Career Education Office	1.99%	3
3	Career/job fairs	3.97%	6
4	Employer information presentations on campus (or virtually)	3.31%	5

5	Employer representatives on campus	4.64%	7
6	Employer websites	13.91%	21
7	Faculty members	9.27%	14
8	Friends	11.26%	17
9	Parents and/or relatives	5.96%	9
10	Trade/professional associations	2.65%	4
11	Job Search Websites	17.22%	26
12	AI job search platforms	3.97%	6
13	Social media	8.61%	13
14	Other (please specify:)	1.32%	2
15	I did not use any of these resources	5.30%	8
	Total	100%	151

Q30\_14\_TEXT - Other (please specify:)

Other (please specify:) - Text

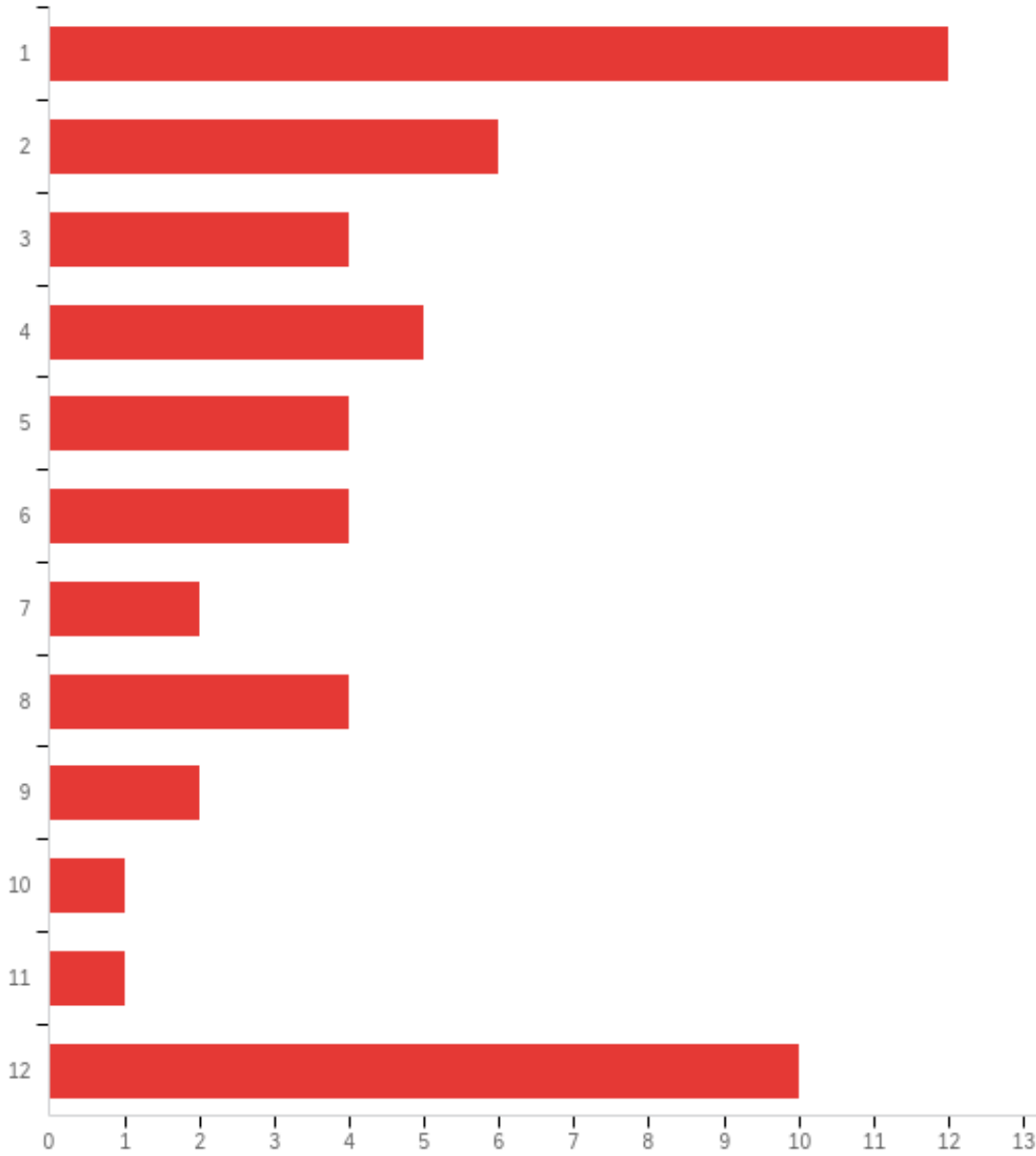
---

NRMP

---

WVDE Career Portal

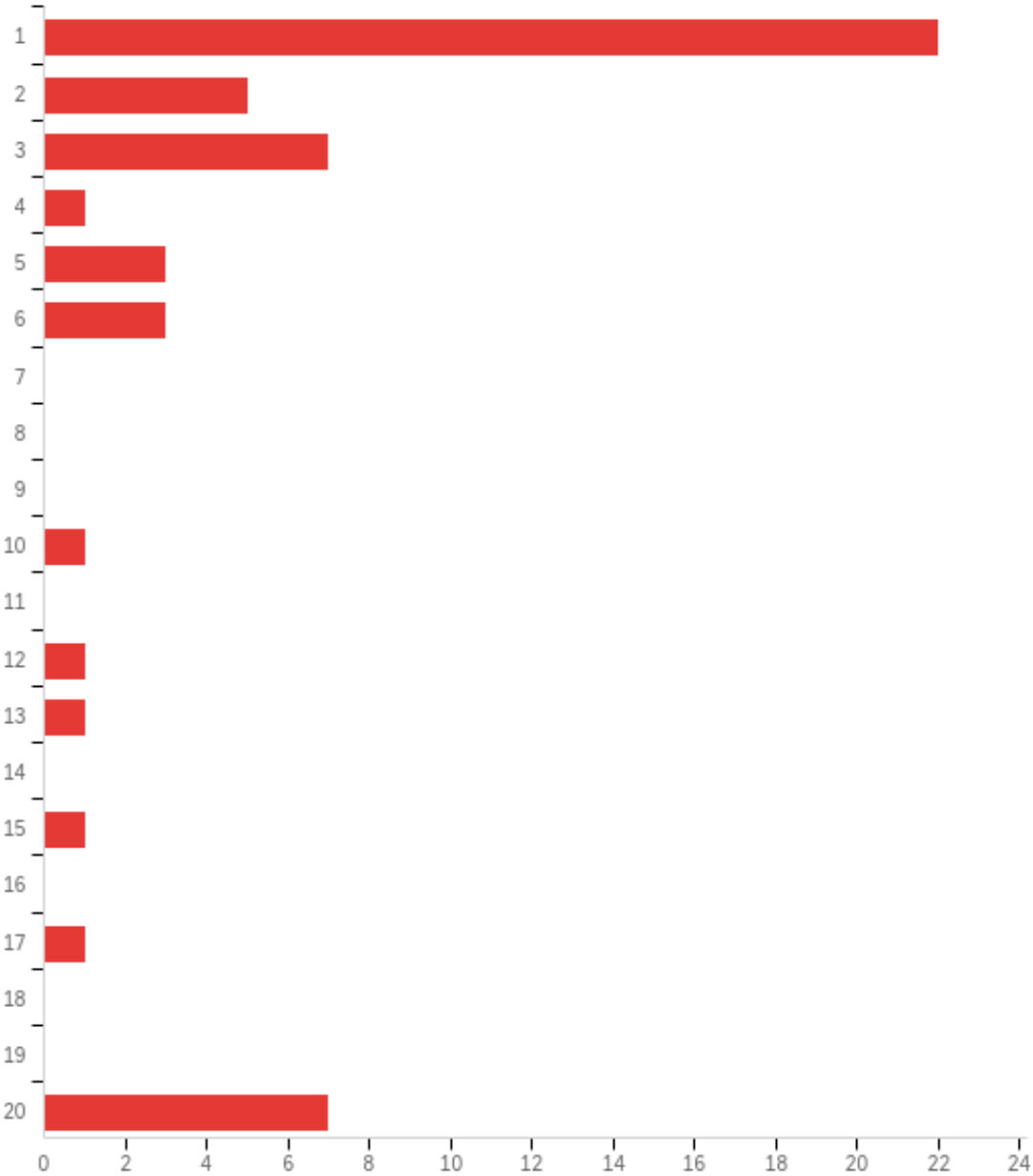
**Q31 - How many months before your anticipated (or actual) graduation did you begin your active search for a full-time job?**



#	Answer	%	Count
1	1	21.82%	12
2	2	10.91%	6
3	3	7.27%	4
4	4	9.09%	5
5	5	7.27%	4

6	6	7.27%	4
7	7	3.64%	2
8	8	7.27%	4
9	9	3.64%	2
10	10	1.82%	1
11	11	1.82%	1
12	12	18.18%	10
	Total	100%	55

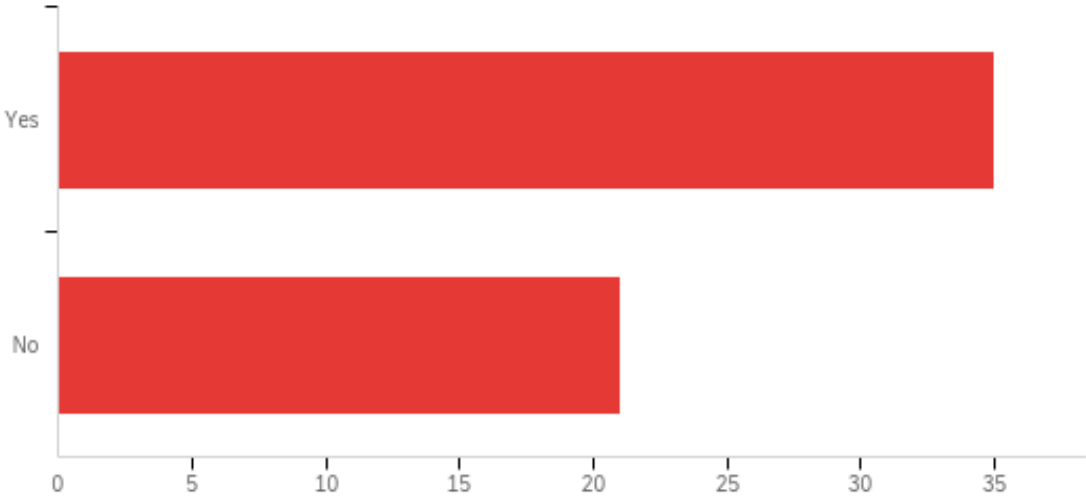
**Q32 - How many jobs have you applied for?**



#	Answer	%	Count
1	1	41.51%	22
2	2	9.43%	5
3	3	13.21%	7
4	4	1.89%	1
5	5	5.66%	3

6	6	5.66%	3
7	7	0.00%	0
8	8	0.00%	0
9	9	0.00%	0
10	10	1.89%	1
11	11	0.00%	0
12	12	1.89%	1
13	13	1.89%	1
14	14	0.00%	0
15	15	1.89%	1
16	16	0.00%	0
17	17	1.89%	1
18	18	0.00%	0
19	19	0.00%	0
20	20	13.21%	7
	Total	100%	53

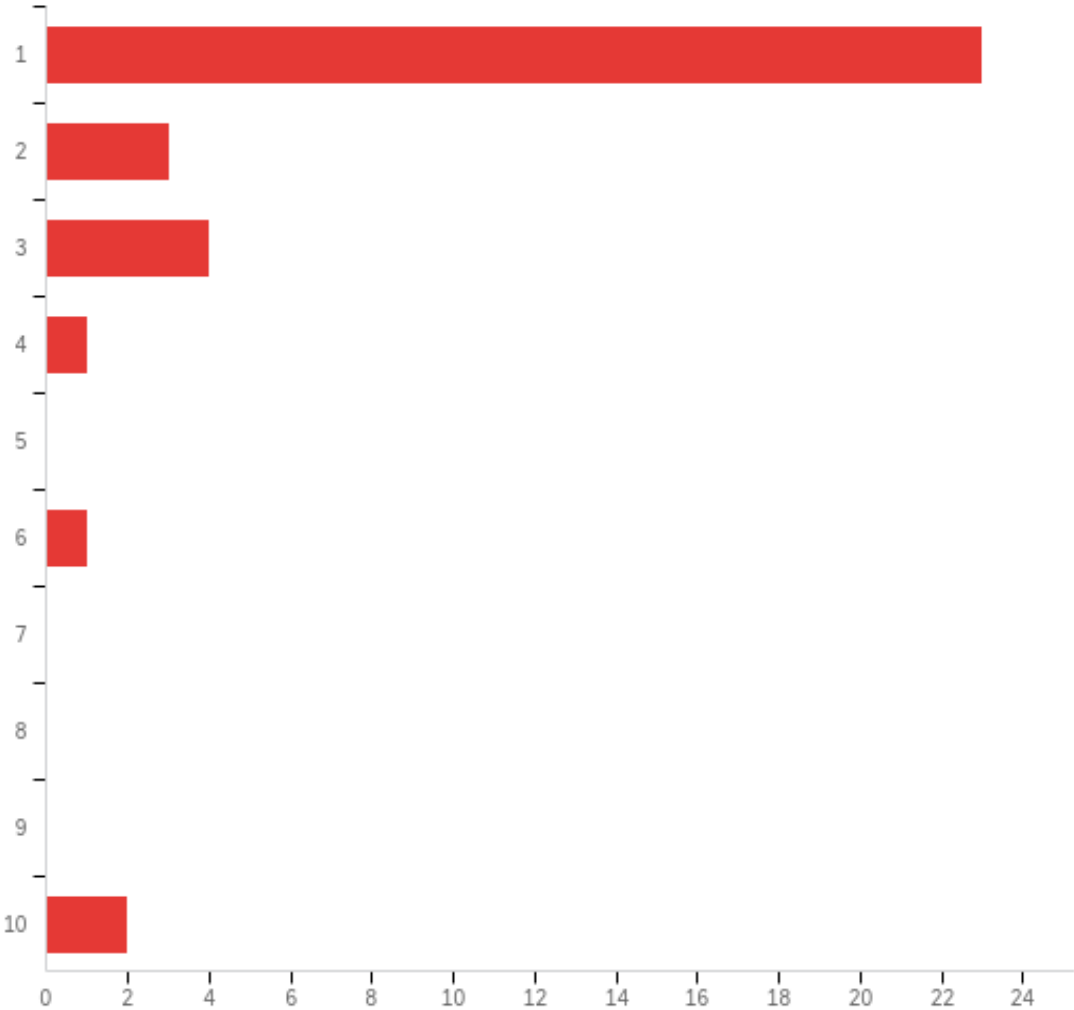
**Q33 - Have you received any full-time job offers?**



#	Answer	%	Count
1	Yes	62.50%	35
2	No	37.50%	21
	Total	100%	56



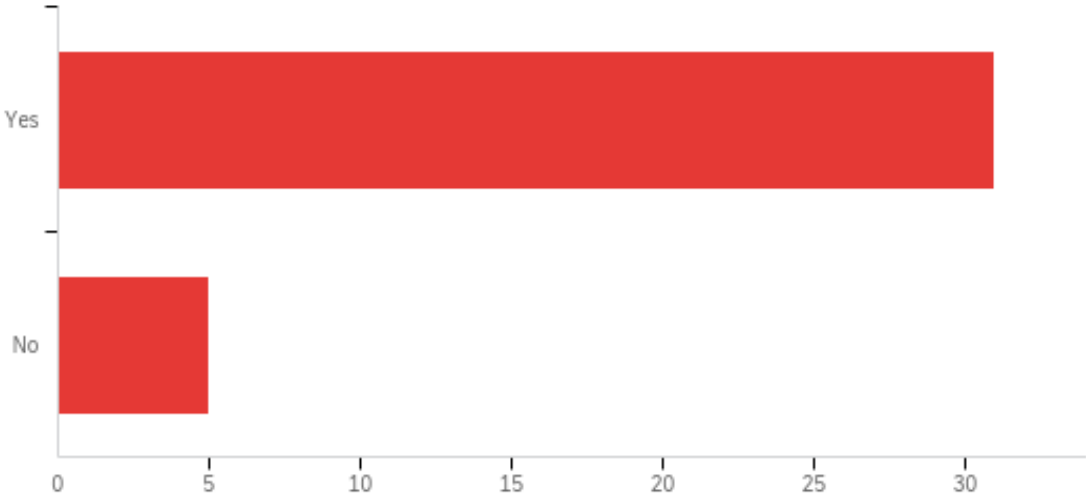
**Q34 - How many full-time job offers have you received?**



#	Answer	%	Count
1	1	67.65%	23
2	2	8.82%	3
3	3	11.76%	4
4	4	2.94%	1
5	5	0.00%	0
6	6	2.94%	1
7	7	0.00%	0
8	8	0.00%	0
9	9	0.00%	0

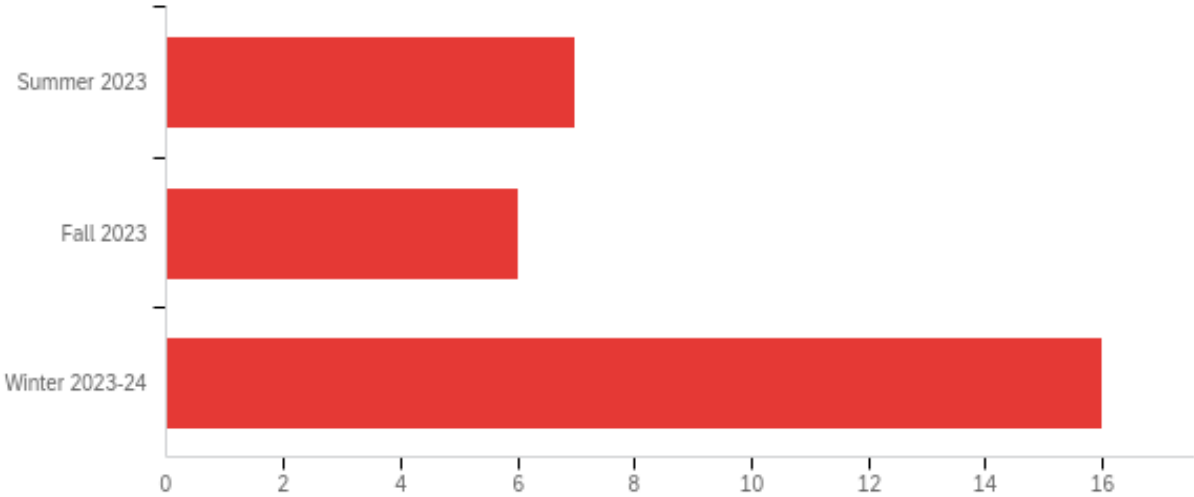
10	10	5.88%	2
	Total	100%	34

**Q35 - Have you accepted a full-time job offer that you will begin after graduation?**



#	Answer	%	Count
1	Yes	86.11%	31
2	No	13.89%	5
	Total	100%	36

**Q36 - When did you accept your offer?**



#	Answer	%	Count
1	Summer 2023	24.14%	7
2	Fall 2023	20.69%	6
3	Winter 2023-24	55.17%	16
	Total	100%	29

**Q37 - What industry best represents your employer (for example: accounting)?**

What industry best represents your employer (for example: accounting)?

- Hospitality

---
- Social work

---
- Management

---
- health care

---
- Health Insurance

---
- Nursing

---
- Education

---
- healthcare

---
- Life Insurance

---
- Teaching

---
- Healthcare

---
- Speech pathology

---
- Aviation

---
- Medicine

---
- Nursing

---
- Behavioral Health

---
- Nuclear Pharmacy

---
- education

---
- Consumer Packaged Goods

---
- health

---
- Nursing

---
- Healthcare/Education

---
- Early childhood education

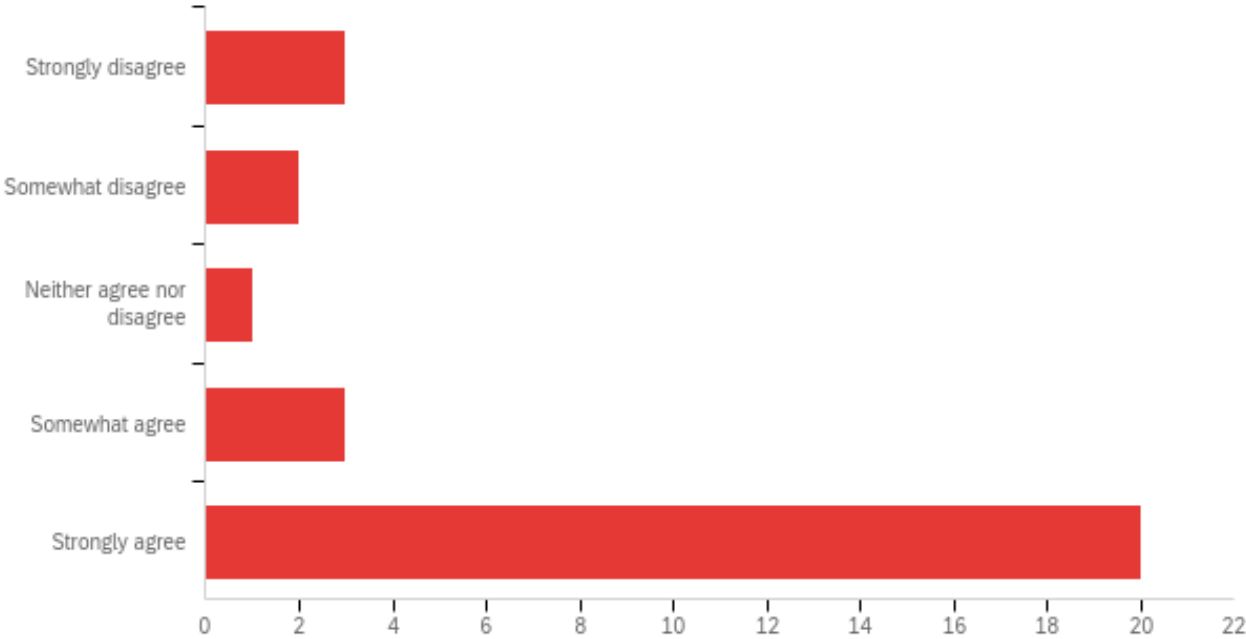
---
- Health care

---
- Medicine

---
- Safety

---

**Q38 - My degree is relevant to the job position that I have accepted.**



#	Answer	%	Count
1	Strongly disagree	10.34%	3
2	Somewhat disagree	6.90%	2
3	Neither agree nor disagree	3.45%	1
4	Somewhat agree	10.34%	3
5	Strongly agree	68.97%	20
	Total	100%	29

**Q39 - Why have you not yet accepted an offer of full-time employment? select all that apply.**

#	Answer	%	Count
1	I am waiting to see if I can get a better offer.	12.50%	3
2	The job(s) does not match my career aspirations.	4.17%	1
3	The job(s) is not in a preferable location.	8.33%	2
4	The salary is insufficient.	8.33%	2
5	The benefits package is insufficient.	0.00%	0
6	Going to graduate school instead	29.17%	7
7	The job did not match my preferred modality of work (i.e. in person, fully remote, or hybrid).	0.00%	0
8	The job(s) would be difficult to complete with my current family obligations (e.g. inflexible schedule, lack of daycare)	0.00%	0
9	Other (please specify briefly):	37.50%	9
	Total	100%	24

Q39\_9\_TEXT - Other (please specify briefly):

Other (please specify briefly): - Text

already accepted

Specific start date

I have accepted

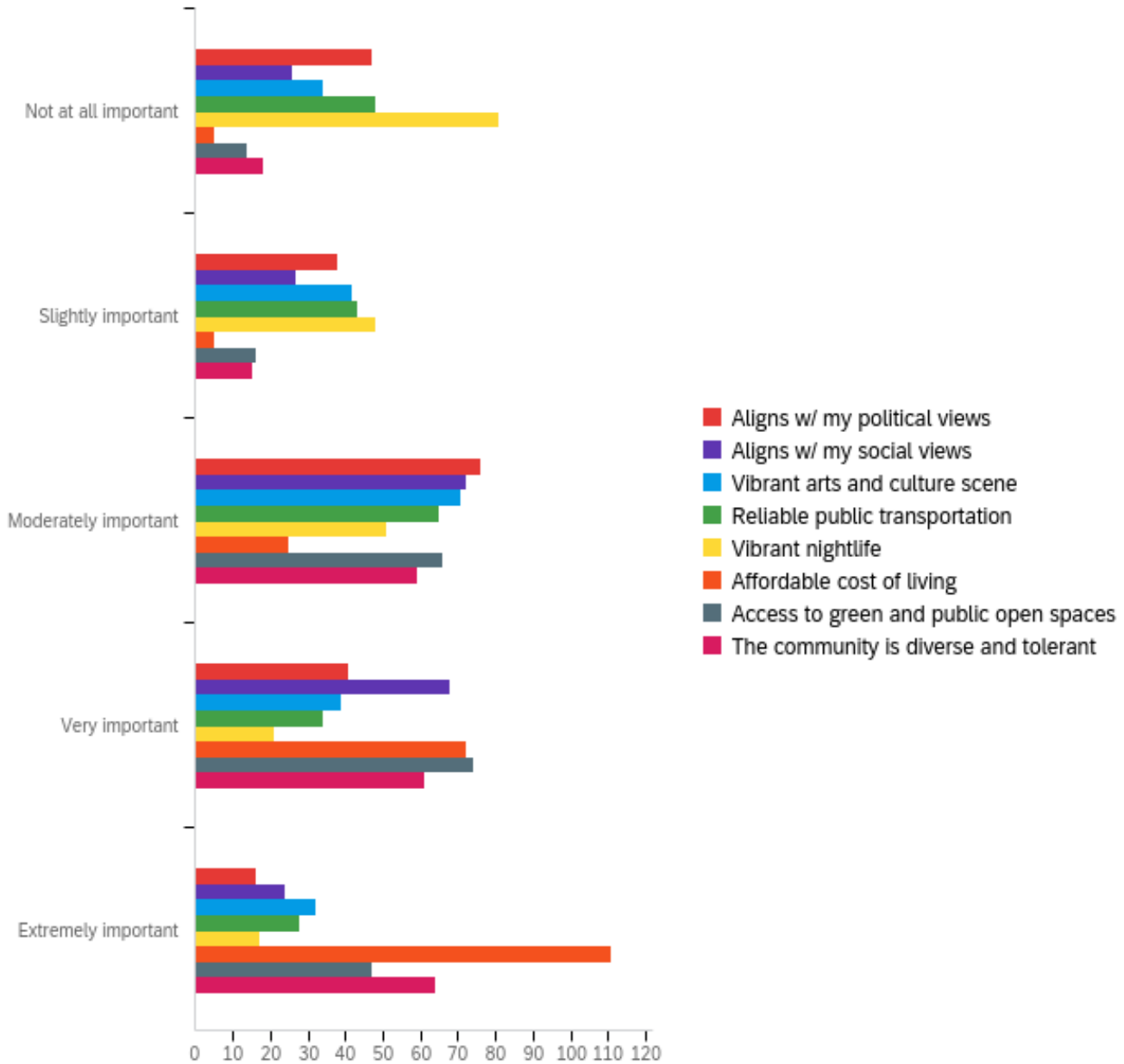
I did accept employment

I have accepted a full time offer

I have accepted the position

NA

**Q40 - How important are the following factors when deciding where to relocate for work after college?**



#	Question	Not at all important	Slightly important	Moderately important	Very important	Extremely important	Total
1	Aligns w/ my political views	21.56%	17.43%	34.86%	18.81%	7.34%	16
2	Aligns w/ my social views	11.98%	12.44%	33.18%	31.34%	11.06%	24



3	Vibrant arts and culture scene	15.60%	34	19.27%	42	32.57%	71	17.89%	39	14.68%	32	218
4	Reliable public transportation	22.02%	48	19.72%	43	29.82%	65	15.60%	34	12.84%	28	218
5	Vibrant nightlife	37.16%	81	22.02%	48	23.39%	51	9.63%	21	7.80%	17	218
6	Affordable cost of living	2.29%	5	2.29%	5	11.47%	25	33.03%	72	50.92%	111	218
7	Access to green and public open spaces	6.45%	14	7.37%	16	30.41%	66	34.10%	74	21.66%	47	217
8	The community is diverse and tolerant	8.29%	18	6.91%	15	27.19%	59	28.11%	61	29.49%	64	217

## College

#	Answer	%	Count
1	Arts and Media	2.9	9
2	Aviation	1.0	3
3	Business	16.3	51
4	Education and Professional Development	17.6	55
5	Engineering and Computer Sciences	4.8	15
6	Health Professions	18.3	57
7	Liberal Arts	14.7	46
8	Medicine	7.7	24
9	Regents' BA	1.9	6
10	School of Pharmacy	2.6	8
11	Science	10.3	32
12	University College	1.9	6
	Total	100%	312

## Major 1-Undergraduate

#	Answer	Count
1	BA-Art	2
2	BA-Video Production	1
3	BA-Commercial Music	1
4	BA-Journalism	1
5	BA-Media Production	2
6	BFA-Visual Art	2
7	BBA-Accounting	3
8	BA-General Business	5
9	BBA-International Business	3
10	BBA-Economics	1
11	BBA-Finance	2
12	BBA-Entrepreneurship	1
13	BBA-Management Information Systems	1
14	BBA-Health Care Management	3
15	BBA-Management	6
16	BBA-Marketing	2
17	BBA-Sports Business	4
18	BBA-Aviation Management	1
19	BA-Early Childhood Education	1
20	BA-Elementary Education	8
21	BA-Secondary Education	5
22	Pre-Teacher Education-Elementary	2
23	Pre-Teacher Education-Secondary	2
24	BS-Professional Pilot	1
25	AMT-Transient	2
26	BS-Athletic Training	1
27	BS-Communication Disorders	5

28	BS-Dietetics	1
29	BS-Exercise Science	2
30	BS-Health Sciences	6
31	BS-Medical Imaging	1
32	BS-Medical Laboratory Science	2
33	ASN-Nursing	12
34	BSW-Social Work	11
35	BA-Anthropology	1
36	BA-English	6
37	BA-Creative Writing	1
38	BA-Geography	3
39	BA-History	2
40	BA-Political Science	1
41	BA-Psychology	12
42	RBA-Regents' Degree	6
43	BS-Biological Science	9
44	BS-Forensic Chemistry	1
45	BS-Biochemistry	2
46	Pre-Environmental Science	1
47	BS-Environmental Science	3
48	BSBS-Cyber Forensics & Security	4
49	Pre-Criminal Justice	1
50	BA-Criminal Justice	3
51	BS-Computer Science	1
52	BS-Computer & Information Technology	1
53	BSME-Mechanical Engineering	4
54	BSEE-Electrical & Computer Engineering	1
55	BSBME-Biomedical Engineering	1
56	BSCE-Civil Engineering	3

57	Pre-Engineering	1
58	Conditional Admit-Test Score Optional	1
59	Conditional Admit-Undecided	5
	Total	177

### Major 1-Graduate and Professional

#	Answer	Count
1	MBA-Business Administration	8
2	MS-Health Care Administration	2
3	MS-Human Resource Management	2
4	MS-Accountancy	1
5	MS-Health Informatics	1
6	DBA-Business Administration	3
7	MS-Sport Administration	2
8	EdS-Education Specialist	3
9	MA-Counseling	7
10	MA-Special Education	2
11	MAT-Teaching	1
12	EdS-School Psychology	4
13	MA-Leadership Studies	7
14	EdD-Curriculum and Instruction	5
15	MA-Literacy Education	1
16	MA-Education	3
17	MS-Adult and Continuing Education	2
18	MSN-Nursing	2
19	MS-Dietetics	2
20	MS-Communication Disorders	4
21	MS-Exercise Science	1
22	MPH-Public Health	1

23	MSW-Social Work	3
324	MA-Communication Studies	1
25	MA-English	6
26	MA-Geography	2
27	MA-History	1
28	MA-Sociology	1
29	PsyD-Psychology	6
30	MPA-Public Administration	3
31	MS-Forensic Science	6
32	MS-Biomedical Research	1
33	MMS-Physician Assistant	3
34	DPT-Physical Therapy	3
35	MS-Pharmaceutical Sciences	1
36	MS-Biological Sciences	1
37	MS-Criminal Justice	1
38	MS-Safety	1
39	MS-Computer Science	1
40	MS-Cybersecurity	1
41	Graduate Certificate-Instructional Teaching and Learning	1
42	Professional Development-Graduate	1
43	MD-Medicine	20
44	PharmD-Pharmacy	7
	Total	135