

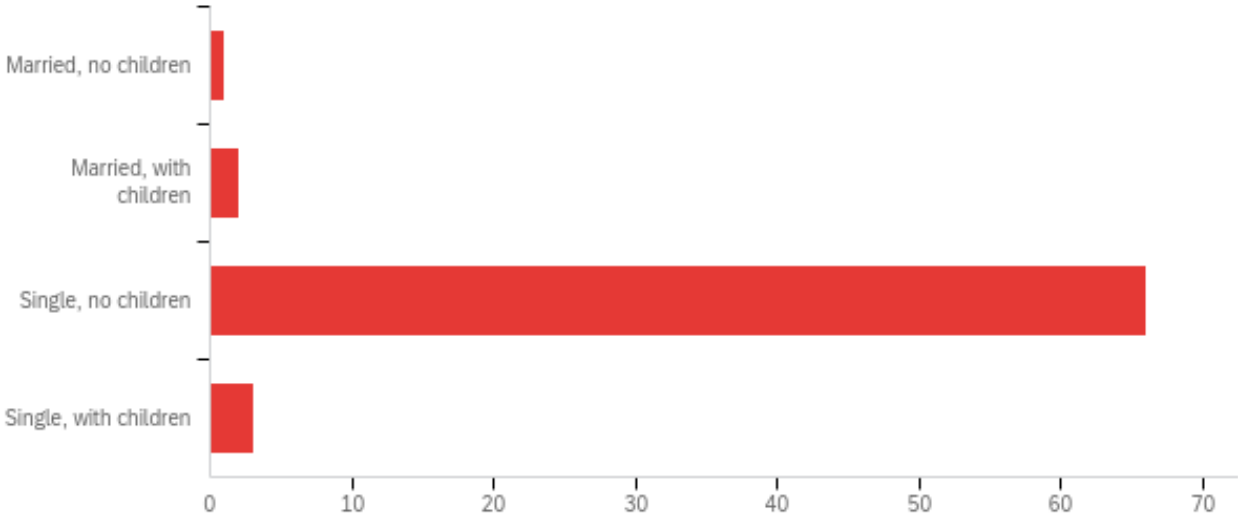


**Marshall University Graduation Survey Report
College of Liberal Art
Academic Year 2022 – 2023**

Q1 - Please indicate your level of satisfaction with these elements of your experience in the College of Liberal Arts.

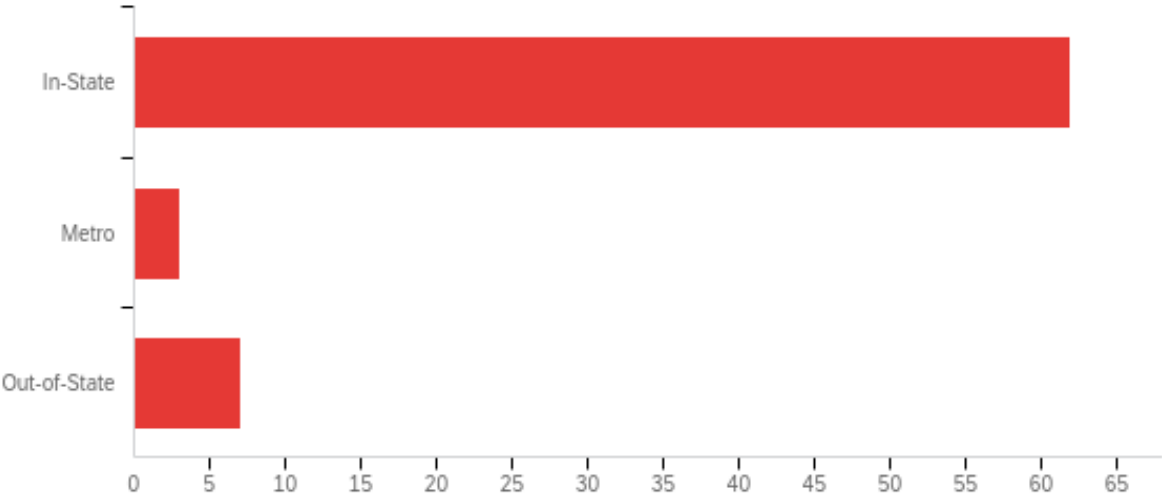
#	Question	Satisfied		Neutral		Dissatisfied		Total
1	Mandatory advising policy	63.89%	46	29.17%	21	6.94%	5	72
2	Senior Evaluation	69.44%	50	23.61%	17	6.94%	5	72
3	General (Core) Education Requirements	53.52%	38	38.03%	27	8.45%	6	71
4	Availability/accessibility of COLA staff and faculty	75.00%	54	20.83%	15	4.17%	3	72
5	Policies clearly explained in the catalog	63.89%	46	31.94%	23	4.17%	3	72
6	Student kept adequately informed of academic progress	70.83%	51	20.83%	15	8.33%	6	72
7	Courses offered in sufficient numbers/frequency to meet student needs	51.39%	37	29.17%	21	19.44%	14	72
8	Sufficient summer school offerings	46.48%	33	46.48%	33	7.04%	5	71
9	Transfer credits from other colleges (within the university and also from other colleges to this college)	51.39%	37	41.67%	30	6.94%	5	72
10	Quality of department/faculty advising	76.39%	55	16.67%	12	6.94%	5	72
11	Availability of faculty for appointments	79.17%	57	18.06%	13	2.78%	2	72
12	Development of critical thinking skills encouraged by college/department	84.72%	61	13.89%	10	1.39%	1	72
13	Quality of program/courses in my major	81.94%	59	18.06%	13	0.00%	0	72
14	Development of writing skills enhanced	79.17%	57	20.83%	15	0.00%	0	72

Q2 - Family Status



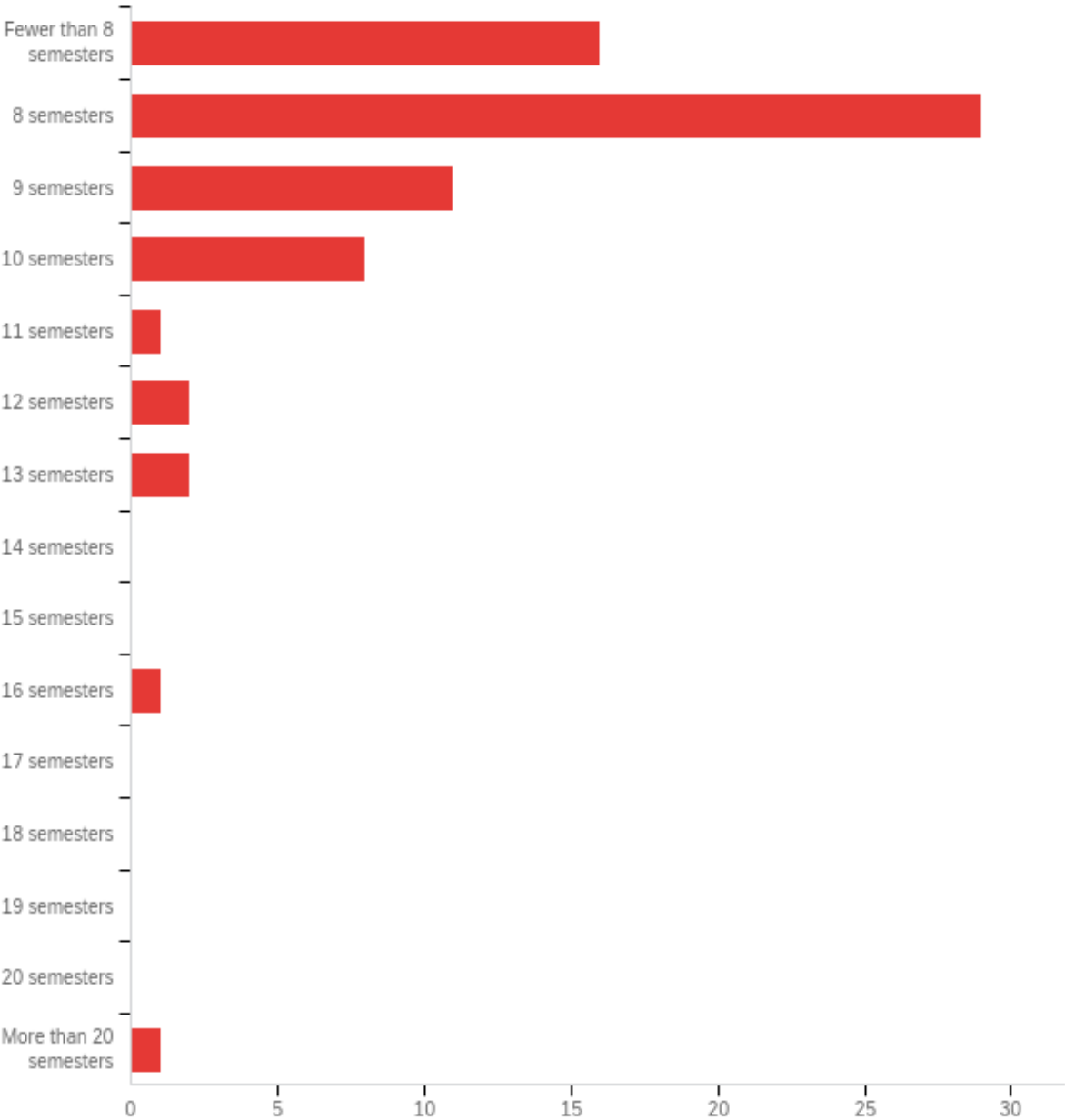
#	Answer	%	Count
1	Married, no children	1.39%	1
2	Married, with children	2.78%	2
3	Single, no children	91.67%	66
4	Single, with children	4.17%	3
	Total	100%	72

Q3 - Residence at time of admission



#	Answer	%	Count
1	In-State	86.11%	62
2	Metro	4.17%	3
3	Out-of-State	9.72%	7
	Total	100%	72

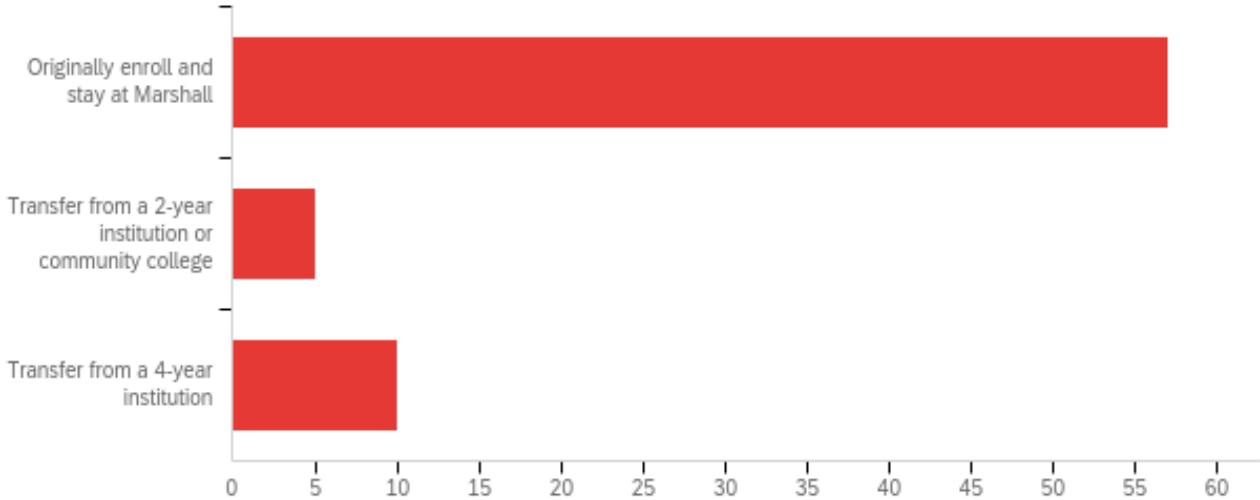
Q4 - Number of semesters enrolled to compete your degree (Note: One semester is equal to fall, spring, or summer, resulting in the potential of three semesters in one year).



#	Answer	%	Count
1	Fewer than 8 semesters	22.54%	16
2	8 semesters	40.85%	29
3	9 semesters	15.49%	11
4	10 semesters	11.27%	8
5	11 semesters	1.41%	1

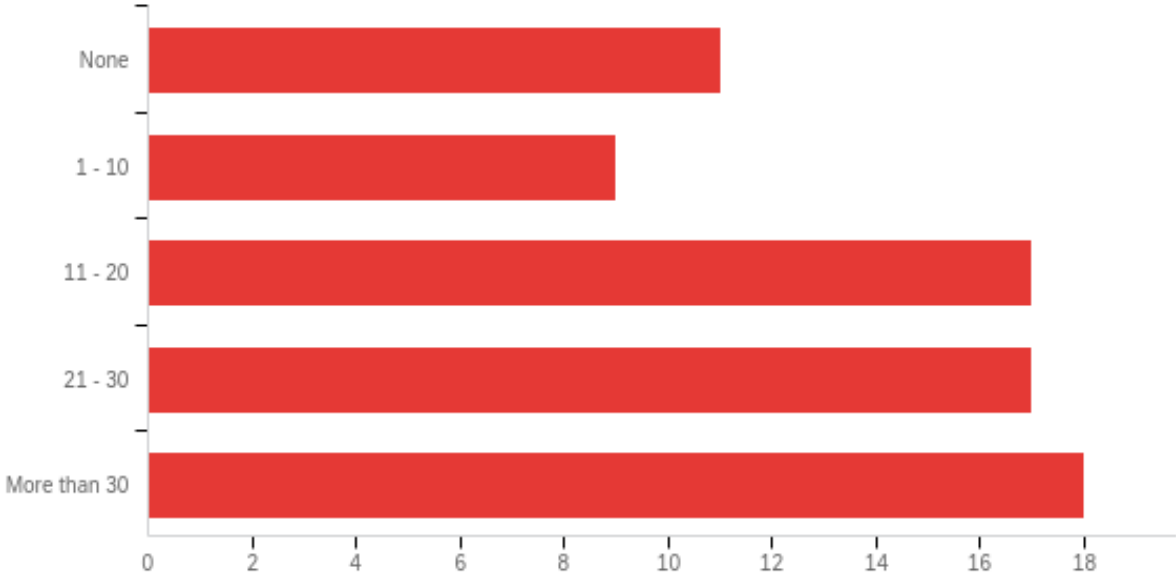
6	12 semesters	2.82%	2
7	13 semesters	2.82%	2
8	14 semesters	0.00%	0
9	15 semesters	0.00%	0
10	16 semesters	1.41%	1
11	17 semesters	0.00%	0
12	18 semesters	0.00%	0
13	19 semesters	0.00%	0
14	20 semesters	0.00%	0
15	More than 20 semesters	1.41%	1
	Total	100%	71

Q5 - While pursuing your degree, did you



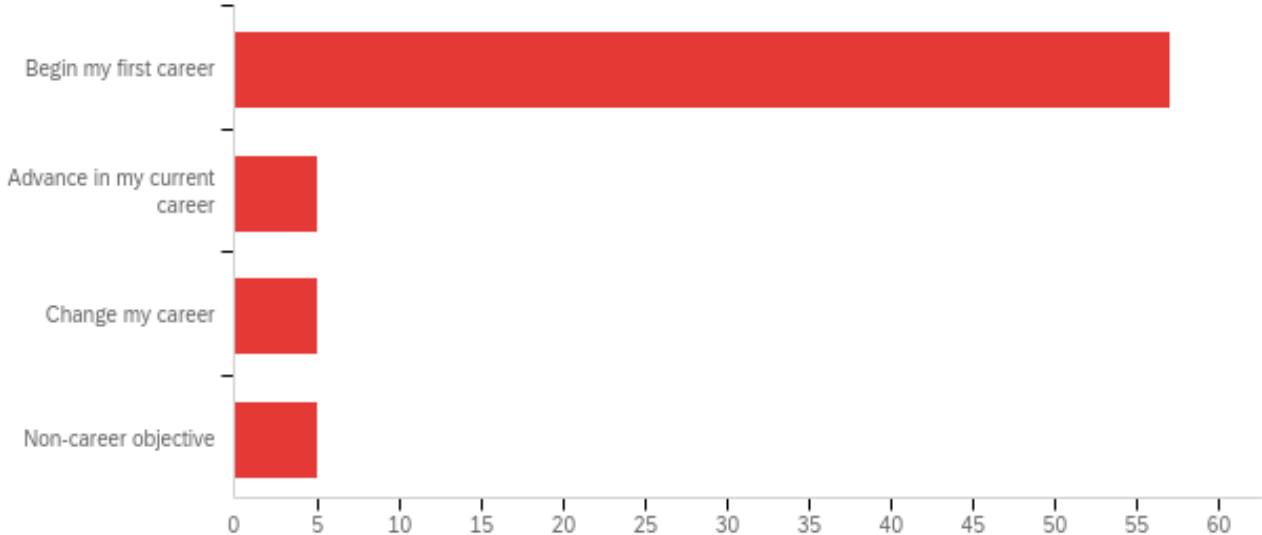
#	Answer	%	Count
1	Originally enroll and stay at Marshall	79.17%	57
2	Transfer from a 2-year institution or community college	6.94%	5
3	Transfer from a 4-year institution	13.89%	10
	Total	100%	72

Q6 - During the last year of your studies, how many hours a week did you work while attending classes?



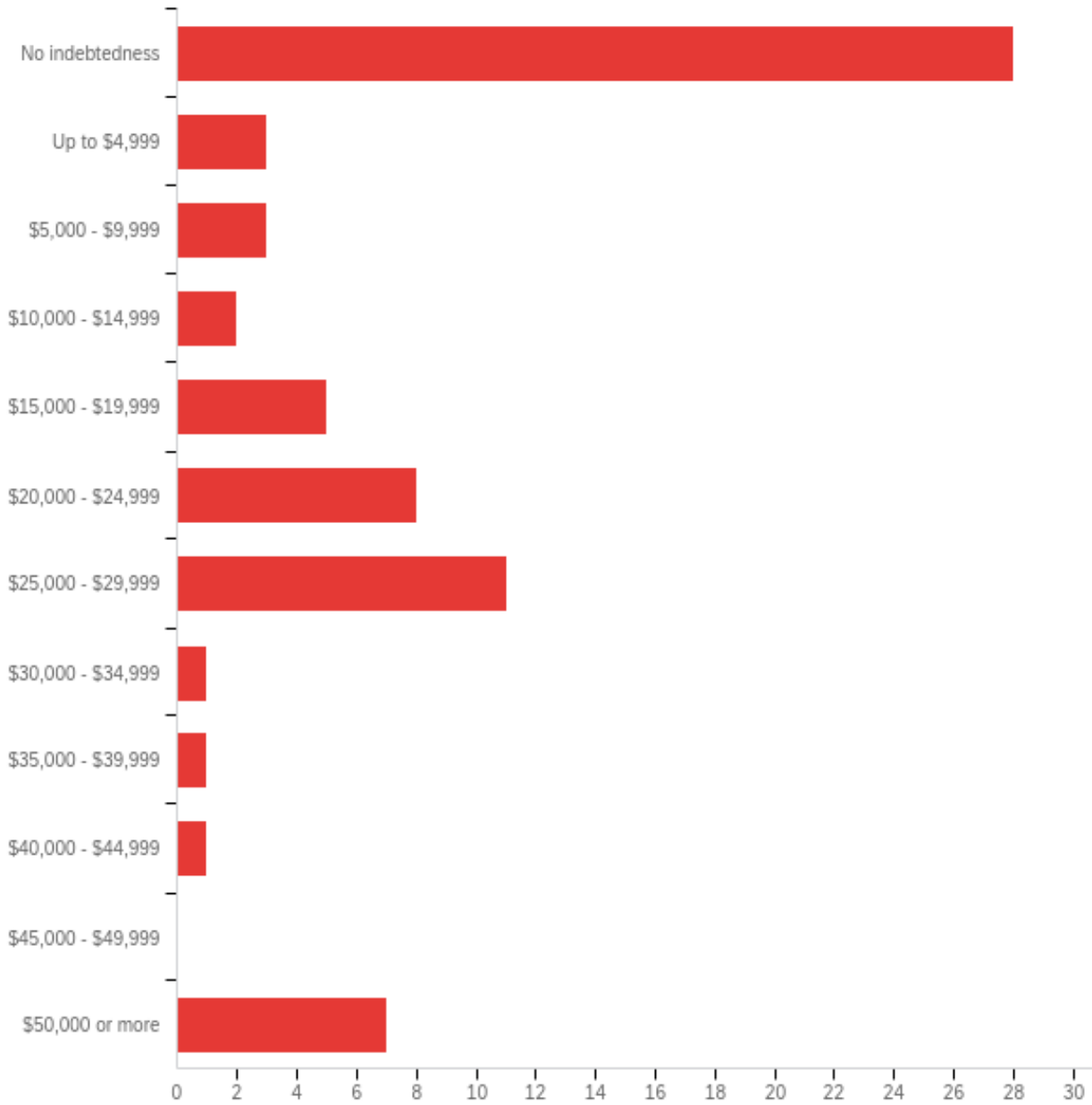
#	Answer	%	Count
1	None	15.28%	11
2	1 - 10	12.50%	9
3	11 - 20	23.61%	17
4	21 - 30	23.61%	17
5	More than 30	25.00%	18
	Total	100%	72

Q7 - Which of the following best describes your educational objective while attending Marshall University?



#	Answer	%	Count
1	Begin my first career	79.17%	57
2	Advance in my current career	6.94%	5
3	Change my career	6.94%	5
4	Non-career objective	6.94%	5
	Total	100%	72

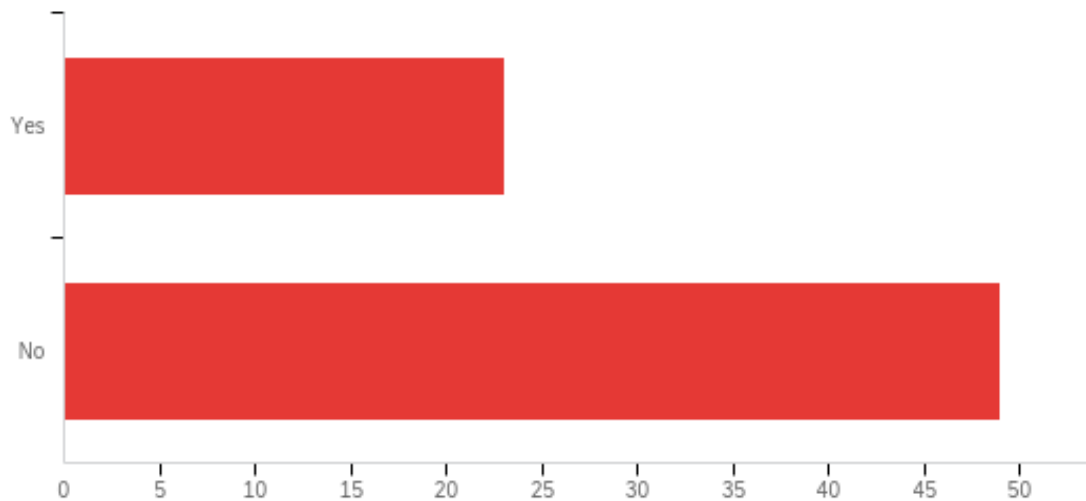
Q8 - Upon graduation, what was the dollar amount of your educational loan indebtedness?



#	Answer	%	Count
1	No indebtedness	40.00%	28
2	Up to \$4,999	4.29%	3
3	\$5,000 - \$9,999	4.29%	3
4	\$10,000 - \$14,999	2.86%	2
5	\$15,000 - \$19,999	7.14%	5

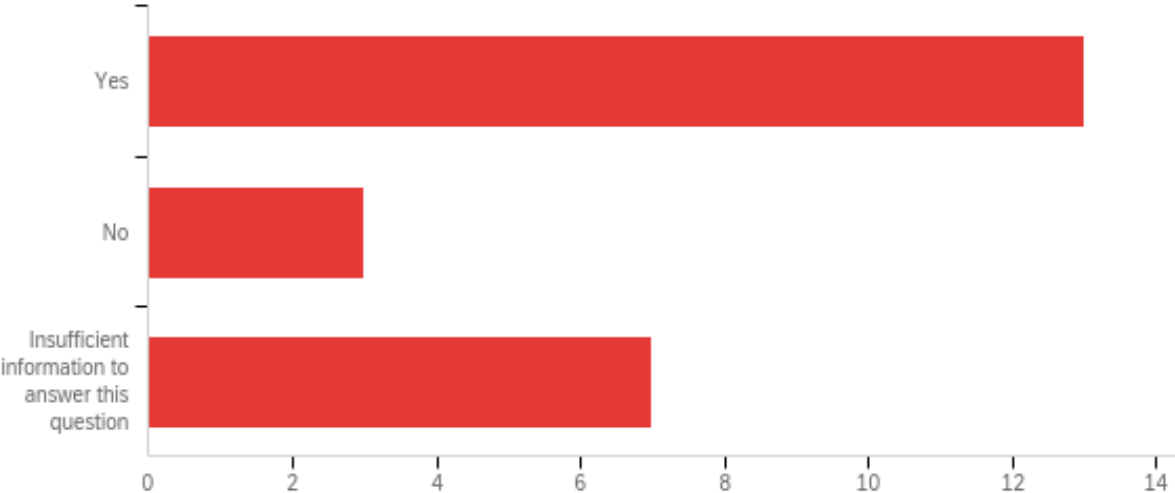
6	\$20,000 - \$24,999	11.43%	8
7	\$25,000 - \$29,999	15.71%	11
8	\$30,000 - \$34,999	1.43%	1
9	\$35,000 - \$39,999	1.43%	1
10	\$40,000 - \$44,999	1.43%	1
11	\$45,000 - \$49,999	0.00%	0
12	\$50,000 or more	10.00%	7
	Total	100%	70

Q9 - Did you take part in an internship, practicum or other structured work experience related to your major and anticipated career?



#	Answer	%	Count
1	Yes	31.94%	23
2	No	68.06%	49
	Total	100%	72

Q10 - If you answered yes to the previous question, did that experience increase your ability to secure employment or employment offers?



#	Answer	%	Count
1	Yes	56.52%	13
2	No	13.04%	3
3	Insufficient information to answer this question	30.43%	7
	Total	100%	23

Q11 - While pursuing my degree at Marshall University

#	Question	Agree		Neutral		Disagree		Total
1	I developed the ability to write effectively.	81.69%	58	18.31%	13	0.00%	0	71
2	I used numerical information to explore real world problems.	61.97%	44	30.99%	22	7.04%	5	71
3	I learned to find scholarly information, to evaluate it critically and to use it effectively.	91.55%	65	8.45%	6	0.00%	0	71
4	I gained expertise in the use of technology important in my major field.	63.38%	45	29.58%	21	7.04%	5	71
5	I acquired sufficient skills and knowledge to prepare for career-related positions.	73.24%	52	26.76%	19	0.00%	0	71
6	I developed the ability to express myself effectively through speaking.	77.46%	55	21.13%	15	1.41%	1	71
7	I developed multicultural and global perspectives.	88.57%	62	10.00%	7	1.43%	1	70
8	Writing intensive courses helped me to improve my writing skills.	70.42%	50	26.76%	19	2.82%	2	71
9	My classes challenged me to analyze and evaluate issues and to solve real-world problems in a manner that is ethical and supportive of our civic well-being.	84.51%	60	15.49%	11	0.00%	0	71
10	My capstone course challenged me to do my best work.	84.51%	60	14.08%	10	1.41%	1	71
11	I learned to examine issues from multiple perspectives.	92.96%	66	7.04%	5	0.00%	0	71
12	I learned to use what I know to solve novel problems.	81.69%	58	18.31%	13	0.00%	0	71
13	I learned to analyze my own values and to examine other viewpoints and credible evidence.	90.14%	64	9.86%	7	0.00%	0	71
14	I determined how to improve my own learning and to engage in lifelong learning.	85.92%	61	12.68%	9	1.41%	1	71
15	I used knowledge from more than one area of study to explore issues or to solve problems.	91.43%	64	8.57%	6	0.00%	0	70
16	Writing Intensive courses enhanced my learning experience.	67.14%	47	24.29%	17	8.57%	6	70

Q12 - Now that I have completed my degree,

#	Question	Agree		Neutral		Disagree		Total
1	I feel adequately prepared for a career and/or graduate or professional study in my major field.	59.15%	42	33.80%	24	7.04%	5	71
2	I believe that Marshall University's program in my major field is of high quality.	75.71%	53	20.00%	14	4.29%	3	70
3	I would recommend to others that they study the same program at Marshall.	78.87%	56	16.90%	12	4.23%	3	71
4	I would recommend Marshall to prospective students.	84.51%	60	15.49%	11	0.00%	0	71

Q13 - Please rate your level of satisfaction with the quality of the following at Marshall:

#	Question	Satisfied		Neutral		Dissatisfied		Total
1	Teaching	87.32%	62	12.68%	9	0.00%	0	71
2	Advising	71.83%	51	19.72%	14	8.45%	6	71
3	Academic Support Services	60.56%	43	36.62%	26	2.82%	2	71
4	Classroom/Lab Facilities	60.56%	43	33.80%	24	5.63%	4	71

Q14 - Which of the following will BEST describe your status after graduation? Please select only ONE of the following categories.

#	Answer	%	Count
1	Employed full time (on average 30 hours or more per week).	22.54%	16
2	Employed part time (on average fewer than 30 hours per week)	4.23%	3
3	Participating in a volunteer or service program (e.g., Peace Corps, AmeriCorps, City Year, etc.)	2.82%	2
4	Serving in the United States Military	0.00%	0
5	Enrolled in further education	25.35%	18
6	Seeking employment	14.08%	10
7	Planning to continue education but not yet enrolled	30.99%	22
8	Not seeking employment or continuing education at this time.	0.00%	0
	Total	100%	71

Q15 - Please provide the name of your employer AND your employer's location (e.g., city, state or country if outside the United States).

Please provide the name of your employer AND your employer's location (e.g., city, state or country if outside the United States).

Pressley Ridge Ona, WV

West Virginia Attorney General's Office, located in WV State capitol.

Kirtley Insurance Services in Hurricane, WV

N/A

Major League Soccer

Stultz slee and behavioral health 6171 Childers rd, barboursville wv 25704

WEST Consultants, San Diego, CA Loveless and Linton, San Diego, CA

Dicks Sporting Goods Barboursville, WV

YWCA Charleston WV

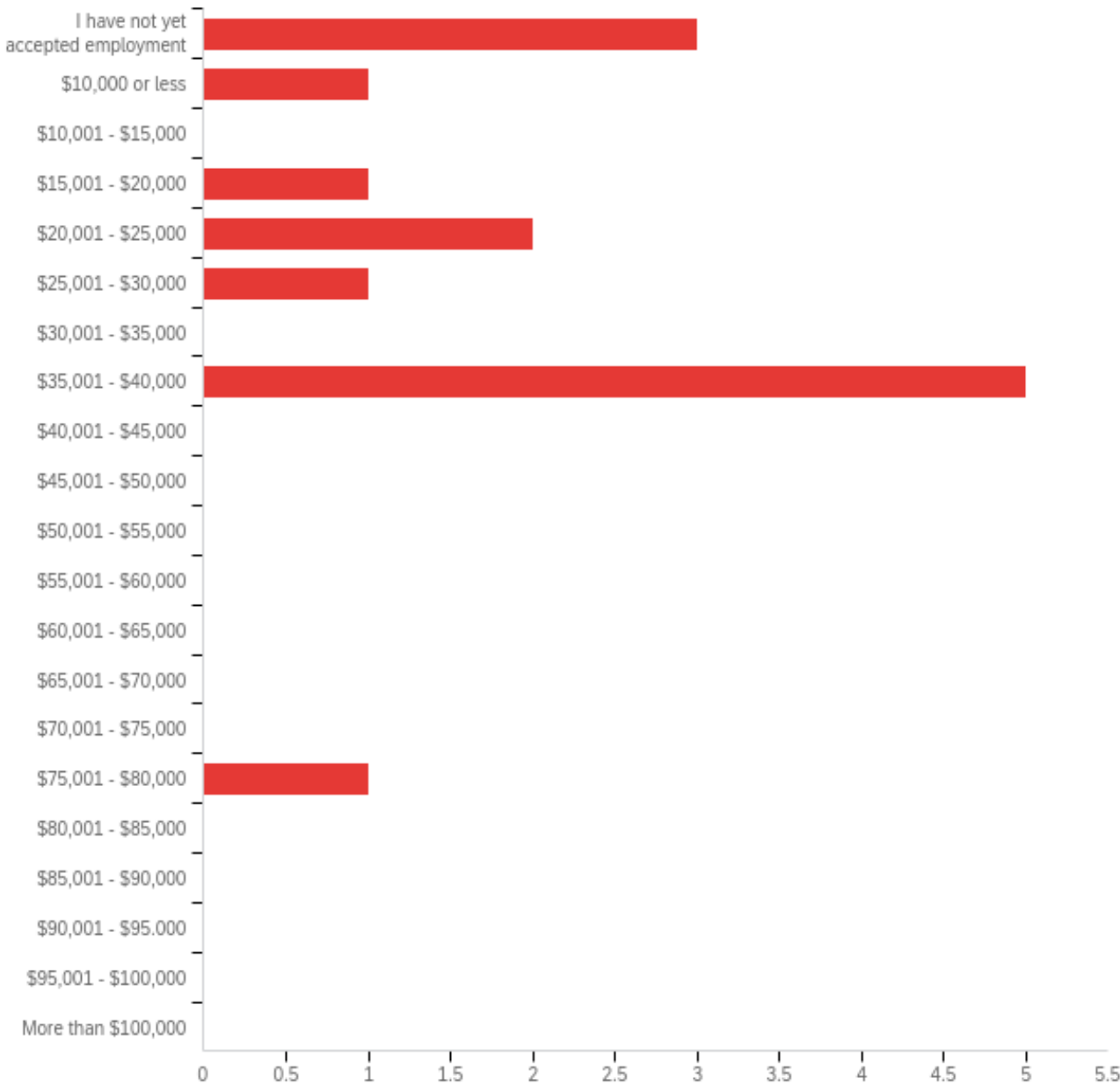
Marshall Pharmacy

Q16 - If employed, please provide your job title.

If employed, please provide your job title.

- Teacher/Counselor
- Special Assistant to the Attorney General
- Billing Account Manager/Customer Service Rep
- N/A
- Professional Soccer Player
- Staff
- GIS Technician at WEST Consultants, Native American Cultural Monitor at Loveless and Linton
- Key carrying front end lead
- Domestic Violence Advocate
- Pharmacy Technician

Q17 - If employed, what is your annual base salary in U. S. dollars? (Please choose the appropriate range).



#	Answer	%	Count
1	I have not yet accepted employment	21.43%	3
2	\$10,000 or less	7.14%	1
3	\$10,001 - \$15,000	0.00%	0
4	\$15,001 - \$20,000	7.14%	1
5	\$20,001 - \$25,000	14.29%	2

6	\$25,001 - \$30,000	7.14%	1
7	\$30,001 - \$35,000	0.00%	0
8	\$35,001 - \$40,000	35.71%	5
9	\$40,001 - \$45,000	0.00%	0
10	\$45,001 - \$50,000	0.00%	0
11	\$50,001 - \$55,000	0.00%	0
12	\$55,001 - \$60,000	0.00%	0
13	\$60,001 - \$65,000	0.00%	0
14	\$65,001 - \$70,000	0.00%	0
15	\$70,001 - \$75,000	0.00%	0
16	\$75,001 - \$80,000	7.14%	1
17	\$80,001 - \$85,000	0.00%	0
18	\$85,001 - \$90,000	0.00%	0
19	\$90,001 - \$95,000	0.00%	0
20	\$95,001 - \$100,000	0.00%	0
21	More than \$100,000	0.00%	0
	Total	100%	14

Q18 - Guaranteed first-year bonus amount in U. S. dollars, if you are receiving one.

Guaranteed first-year bonus amount in U. S. dollars, if you are receiving one.

N/A

None

Q19 - Please provide the name of the service organization as well as assignment city and state (or country if outside the U. S.).

Please provide the name of the service organization as well as assignment city and state (or country if outside the U. S.).

AmeriCorps VISTA, Huntington, WV

Episcopal Service Corps Philadelphia, PA

Q20 - What is your role or title within the Service Organization?

What is your role or title within the Service Organization?

VISTA member

Fellow

Q21 - Please choose your military service branch and provide your rank in the text box next to the service branch you select.

There were no responses to this item.

Q22 - Please provide the name of the higher education institution and location (city, state, country [if outside U.S.]) you plan to attend.

Please provide the name of the higher education institution and location (city, state, country [if outside U.S.]) you plan to attend.

Marshall University Huntington, wv

Marshall University, Huntington, WV

university of utah

Marshall University

University of Cambridge, Cambridge, England

Marshall University

Marshall University

National University, San Diego, CA

Marshall University Huntington, WV

Staying at Marshall

Marshall university

Not decided

Marshall

Marshall University

Marshall University

Marshall University, Huntington, WV

Masters of Counseling with a Concentration of Mental Health, Marshall University

Q23 - What program of study will you pursue?

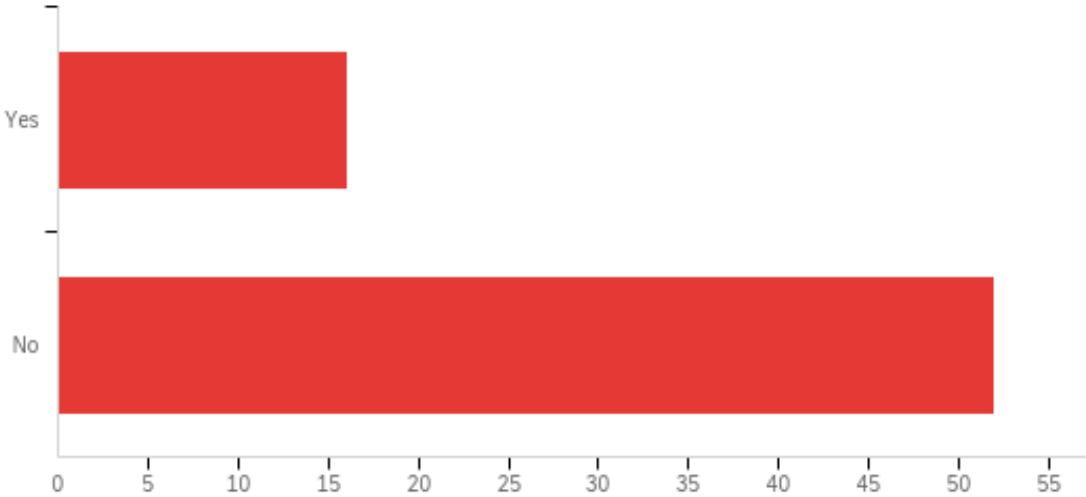
What program of study will you pursue?

- Preschool Special Education
- English
- Law
- Masters of Human Resources
- MPhil Digital Humanities
- PsyD in Clinical Psychology
- Clinical Master's
- Forensic Investigation
- Psychology
- Counseling
- Psychology
- Law School
- Psychology
- PsyD
- School Psychology
- School Psychology
- Counseling

Q24 - What degree will you pursue at this institution?

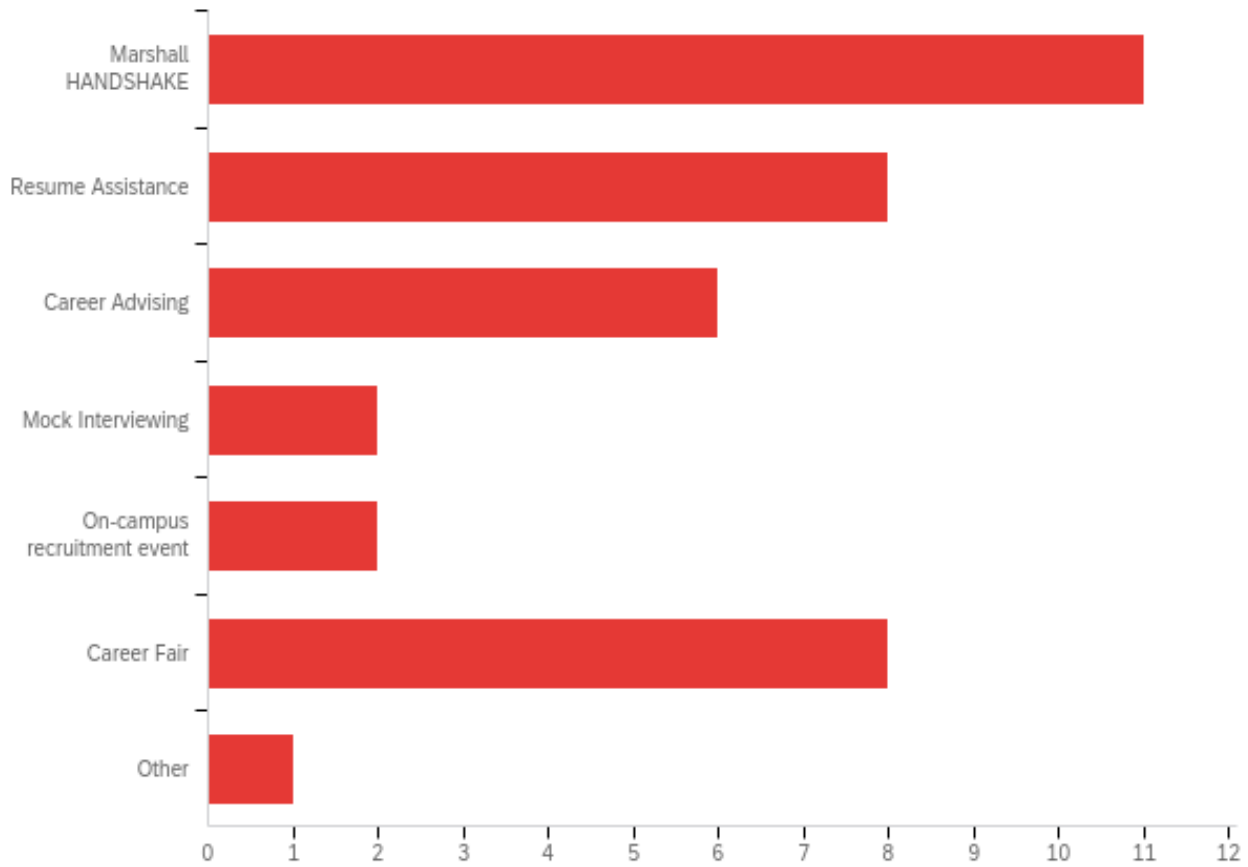
#	Answer	%	Count
1	Associate's Degree	0.00%	0
2	Bachelor's Degree	0.00%	0
3	Master's Degree	55.56%	10
4	Education Specialist (EdS)	5.56%	1
5	Doctor of Education (EdD)	0.00%	0
6	Doctor of Philosophy (PhD)	0.00%	0
7	Doctor of Medicine (MD)	5.56%	1
8	Doctor of Osteopathic Medicine (DO)	0.00%	0
9	Doctor of Physical Therapy (DPT)	0.00%	0
10	Doctor of Pharmacy (PharmD)	0.00%	0
11	Doctor of Law (JD)	11.11%	2
12	Doctor of Nurse Anesthesia Practice (DNAP)	0.00%	0
13	Doctor of Psychology (PsyD)	22.22%	4
14	Doctor of Audiology (AudD)	0.00%	0
15	Doctor of Optometry (OD)	0.00%	0
16	Doctor of Veterinary Medicine (DVM)	0.00%	0
17	Doctor of Musical Arts (DMA)	0.00%	0
18	Other (Please specify)	0.00%	0
	Total	100%	18

Q25 - Did you use Career Services to help you with your career plans?



#	Answer	%	Count
1	Yes	23.53%	16
2	No	76.47%	52
	Total	100%	68

Q26 - If you answered "yes" to the previous question, please indicate all services used.



#	Answer	%	Count
1	Marshall HANDSHAKE	28.95%	11
2	Resume Assistance	21.05%	8
3	Career Advising	15.79%	6
4	Mock Interviewing	5.26%	2
5	On-campus recruitment event	5.26%	2
6	Career Fair	21.05%	8
7	Other	2.63%	1
	Total	100%	38

Q26_7_TEXT – Other

Editing my resume via HANDSHAKE