



**Marshall University Graduation Survey Report
College of Science
Academic Year 2022 – 2023**

Q1 - Please indicate your level of satisfaction with these elements of your experience in the Geology Program:

#	Question	Satisfied		Neutral		Dissatisfied		Total
1	Quality of faculty (teaching effectiveness)	100.00%	3	0.00%	0	0.00%	0	3
2	Quality of facilities	100.00%	3	0.00%	0	0.00%	0	3
3	Fairness and effectiveness of methods of evaluation for students' performance in coursework	100.00%	3	0.00%	0	0.00%	0	3
4	Availability and effectiveness of faculty for advising	100.00%	3	0.00%	0	0.00%	0	3
5	Flexibility/relevance of curriculum for specific career tasks	100.00%	3	0.00%	0	0.00%	0	3
6	Availability of necessary courses in order to complete degree requirements	100.00%	3	0.00%	0	0.00%	0	3
7	Development of critical thinking skills	100.00%	3	0.00%	0	0.00%	0	3
8	Development of writing skills in the discipline	66.67%	2	33.33%	1	0.00%	0	3
9	The college/department is equally supportive of women and men	100.00%	3	0.00%	0	0.00%	0	3
10	The college/department is equally supportive of all racial/ethnic groups	100.00%	3	0.00%	0	0.00%	0	3

Q2 - Please indicate your level of satisfaction with these elements of your experience in the Physics or Physical Science Program:

#	Question	Satisfied		Neutral		Dissatisfied		Total
1	The required courses in my major were valuable and relevant and have provided the basic knowledge necessary to advance to the next state in my career.	0.00%	0	0.00%	0	0.00%	0	0
2	The professors in Physics and Physical Science were knowledgeable and competent.	0.00%	0	0.00%	0	0.00%	0	0
3	The professors in Physics and Physical Science in both lab and lecture courses were accessible and helpful.	0.00%	0	0.00%	0	0.00%	0	0
4	The physics labs were valuable in improving my understanding of concepts; in developing experimental skills; including the lab use of computers and improving my writing skills.	0.00%	0	0.00%	0	0.00%	0	0
5	The attitude of professors in the Physics and Physical Science Department towards minorities/women/white males was fair and free of prejudice.	0.00%	0	0.00%	0	0.00%	0	0
6	The courses in the major have helped me develop my thinking and analytical abilities.	0.00%	0	0.00%	0	0.00%	0	0
7	Required courses for my major still gave me the opportunity to take other classes that seemed interesting and beneficial.	0.00%	0	0.00%	0	0.00%	0	0
8	I would recommend MU to a friend who wished to major in Physics	0.00%	0	0.00%	0	0.00%	0	0
9	The labs were well-equipped so that there were few problems with too little or broken equipment.	0.00%	0	0.00%	0	0.00%	0	0
10	The courses in the Physics Department have helped me to develop my thinking and analytical abilities	0.00%	0	0.00%	0	0.00%	0	0

Q3 - Please indicate your level of satisfaction with these elements of your experience in the Biological Sciences Program.

#	Question	Satisfied		Neutral		Dissatisfied		Total
1	The required courses in BSC were valuable and relevant preparation for advancing to the next stage of my career.	52.17%	12	39.13%	9	8.70%	2	23
2	There was a sufficient number and variety of elective courses in the Biological Science curriculum.	54.55%	12	27.27%	6	18.18%	4	22
3	BSC courses encourage thinking and analytic skills.	78.26%	18	13.04%	3	8.70%	2	23
4	BSC courses promote improved communication skills.	40.91%	9	45.45%	10	13.64%	3	22
5	BSC program provides adequate experience with and use of computers.	60.87%	14	34.78%	8	4.35%	1	23
6	Courses in BSC effectively integrate modern research activities with more traditional material.	52.17%	12	30.43%	7	17.39%	4	23
7	Lab activities for BSC were relevant and important to the development of difficult concepts.	39.13%	9	30.43%	7	30.43%	7	23
8	Lab activities for BSC courses provided active student involvement and participation for the development for the basic technical skills.	65.22%	15	21.74%	5	13.04%	3	23
9	Members of the BSC faculty appeared to be competent and knowledgeable in their fields.	78.26%	18	17.39%	4	4.35%	1	23
10	Members of the BSC faculty appeared to be fair and unbiased towards students regardless of race, gender, age and/or disability.	82.61%	19	13.04%	3	4.35%	1	23
11	BSC faculty were generally accessible and friendly.	73.91%	17	26.09%	6	0.00%	0	23
12	I would recommend Marshall University to a friend who wished to major in Biological Science.	69.57%	16	26.09%	6	4.35%	1	23

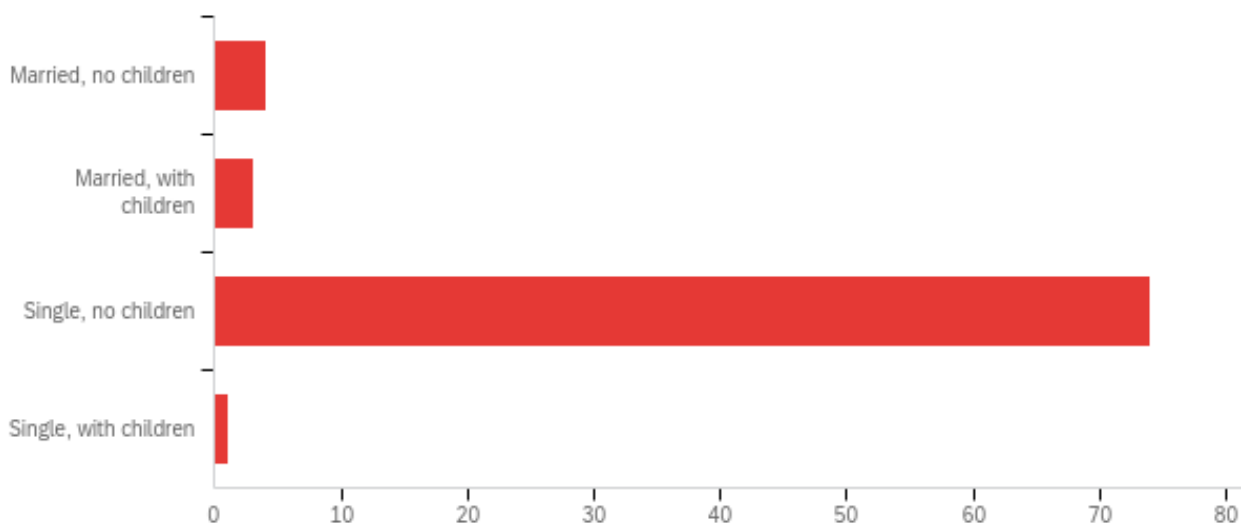
Q4 - Please indicate your level of satisfaction with these elements of your experience in the Chemistry Program.

#	Question	Satisfied		Neutral		Dissatisfied		Total
1	There were sufficient number and variety of elective courses in the Chemistry curriculum.	25.00%	4	31.25%	5	43.75%	7	16
2	Chemistry courses encourage thinking and analytic skills.	75.00%	12	18.75%	3	6.25%	1	16
3	Chemistry courses promote improved communication skills.	62.50%	10	25.00%	4	12.50%	2	16
4	Chemistry program provides adequate experience with and use of computers.	43.75%	7	43.75%	7	12.50%	2	16
5	Lab activities for Chemistry courses were relevant and important to the development of difficult concepts.	62.50%	10	25.00%	4	12.50%	2	16
6	Lab activities for Chemistry courses provided active student involvement and participation for the development for the basic technical skills.	81.25%	13	12.50%	2	6.25%	1	16
7	Members of the Chemistry faculty appeared to be competent and knowledgeable in their fields.	75.00%	12	18.75%	3	6.25%	1	16
8	Members of the Chemistry faculty appeared to be fair and unbiased towards students regardless of race, gender, age and/or disability.	62.50%	10	25.00%	4	12.50%	2	16
9	Members of the Chemistry faculty were generally accessible and friendly.	56.25%	9	25.00%	4	18.75%	3	16
10	I would recommend Marshall University to a friend who wished to major in Chemistry.	50.00%	8	43.75%	7	6.25%	1	16

Q5 - Please indicate your level of satisfaction with these elements of your experience in the College of Science.

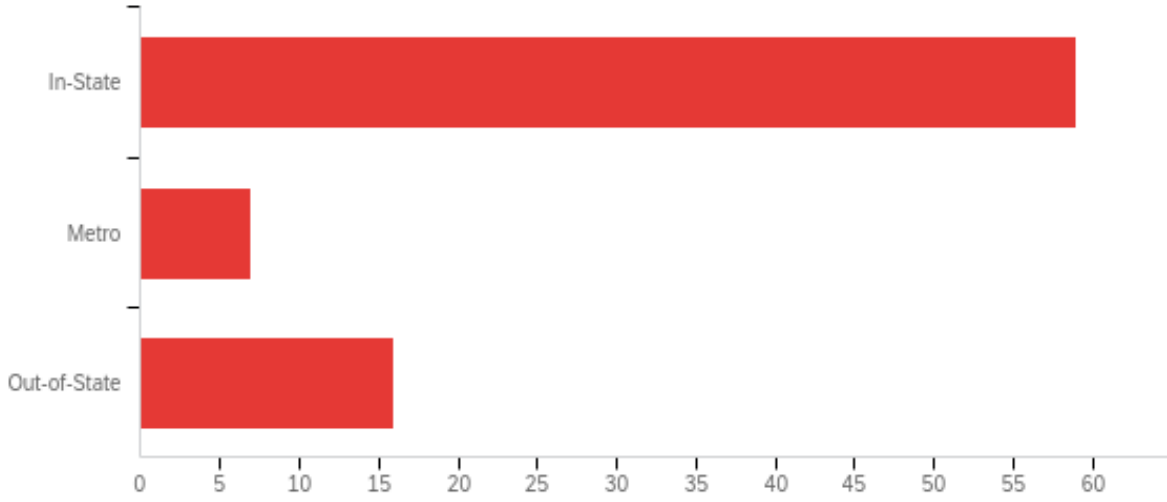
#	Question	Satisfied	Neutral	Dissatisfied	Total
1	Availability of academic advising	45.12% 37	24.39% 20	30.49% 25	82
2	Availability of courses	50.62% 41	33.33% 27	16.05% 13	81
3	Responsiveness to students with special needs	43.90% 36	50.00% 41	6.10% 5	82
4	Professionalism/Scholarship of faculty	78.05% 64	15.85% 13	6.10% 5	82
5	Development of critical thinking skills	82.93% 68	14.63% 12	2.44% 2	82

Q6 - Family Status



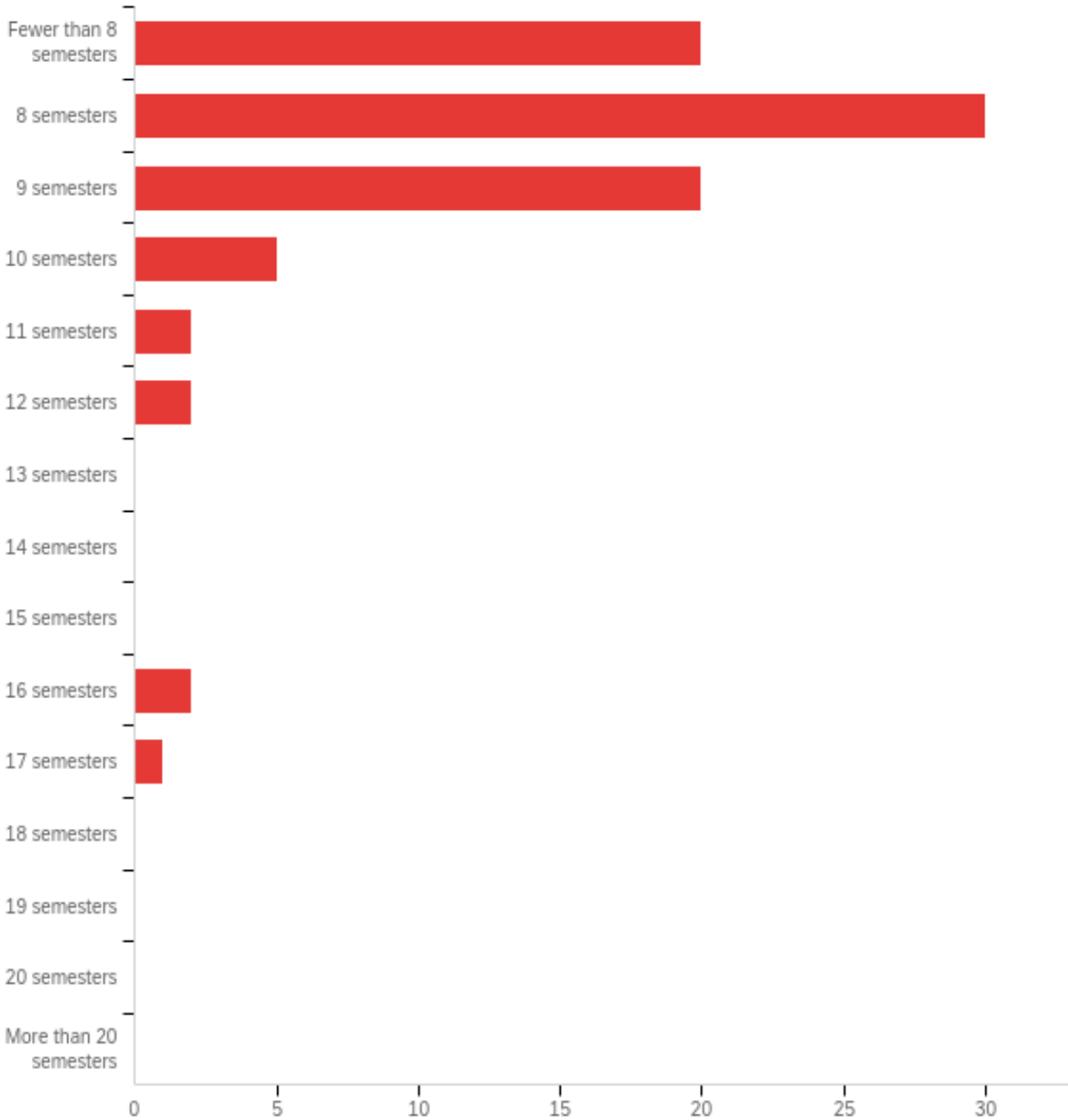
#	Answer	%	Count
1	Married, no children	4.88%	4
2	Married, with children	3.66%	3
3	Single, no children	90.24%	74
4	Single, with children	1.22%	1
	Total	100%	82

Q7 - Residence at time of admission



#	Answer	%	Count
1	In-State	71.95%	59
2	Metro	8.54%	7
3	Out-of-State	19.51%	16
	Total	100%	82

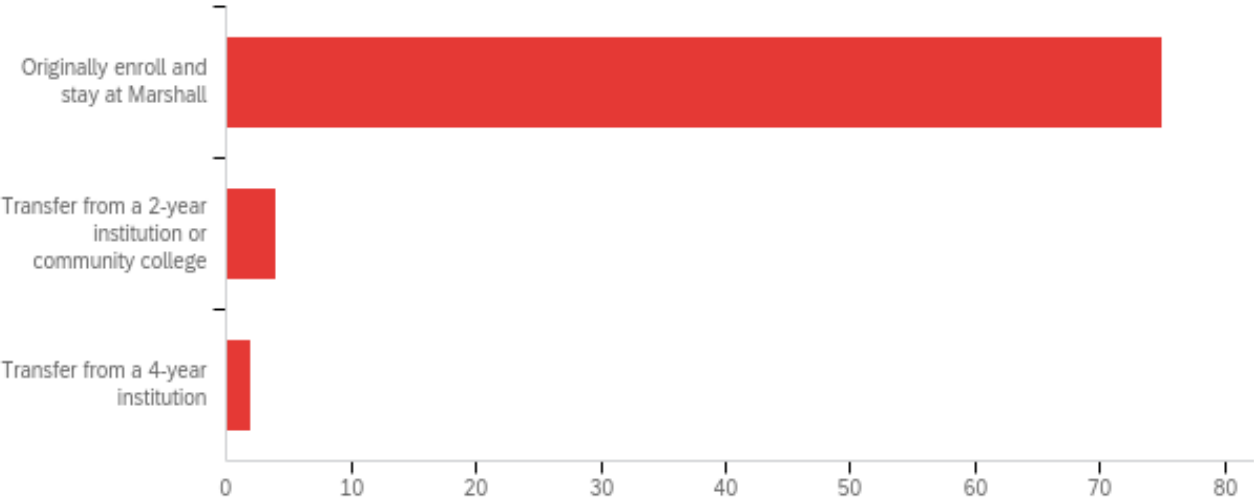
Q8 - Number of semesters enrolled to compete your degree (Note: One semester is equal to fall, spring, or summer, resulting in the potential of three semesters in one year).



#	Answer	%	Count
1	Fewer than 8 semesters	24.39%	20
2	8 semesters	36.59%	30
3	9 semesters	24.39%	20
4	10 semesters	6.10%	5
5	11 semesters	2.44%	2

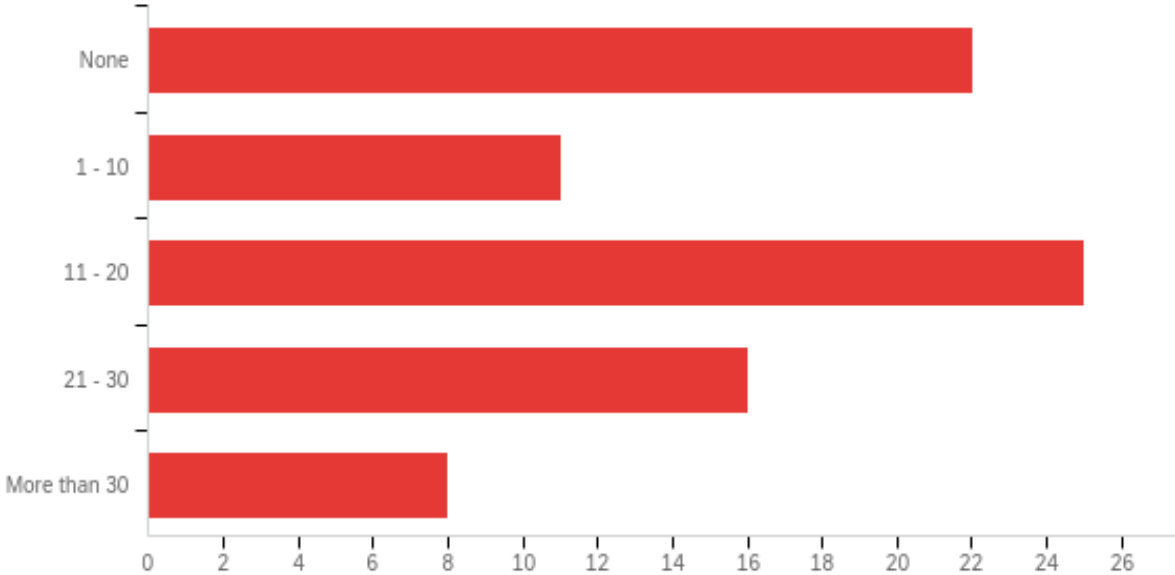
6	12 semesters	2.44%	2
7	13 semesters	0.00%	0
8	14 semesters	0.00%	0
9	15 semesters	0.00%	0
10	16 semesters	2.44%	2
11	17 semesters	1.22%	1
12	18 semesters	0.00%	0
13	19 semesters	0.00%	0
14	20 semesters	0.00%	0
15	More than 20 semesters	0.00%	0
	Total	100%	82

Q9 - While pursuing your degree, did you



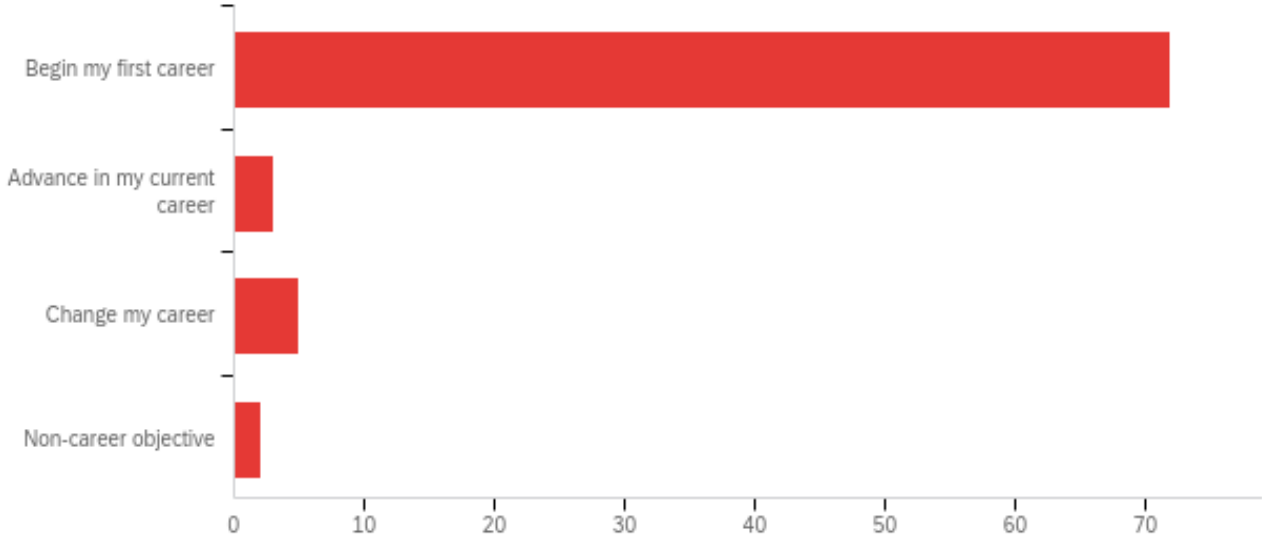
#	Answer	%	Count
1	Originally enroll and stay at Marshall	92.59%	75
2	Transfer from a 2-year institution or community college	4.94%	4
3	Transfer from a 4-year institution	2.47%	2
	Total	100%	81

Q10 - During the last year of your studies, how many hours a week did you work while attending classes?



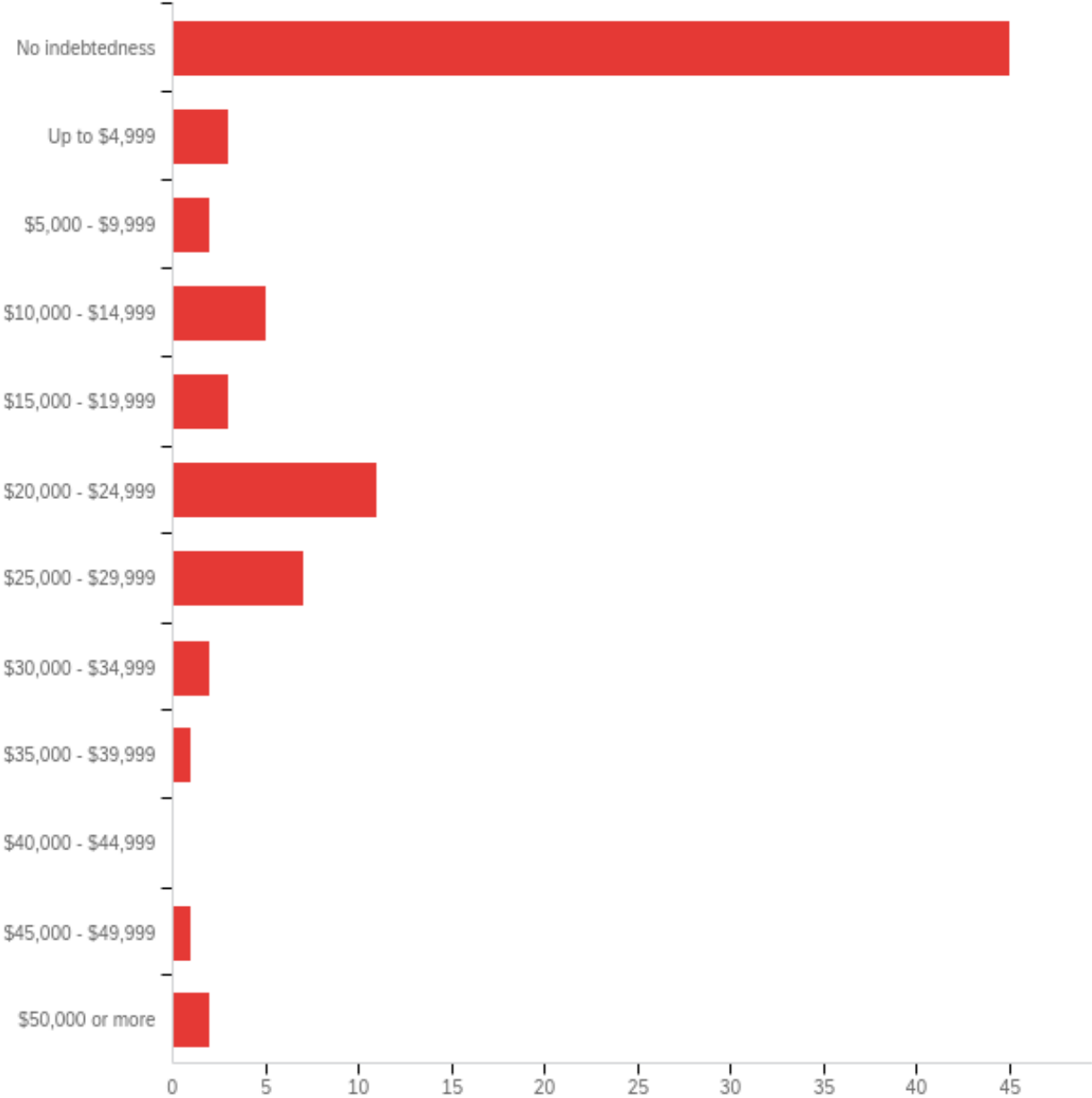
#	Answer	%	Count
1	None	26.83%	22
2	1 - 10	13.41%	11
3	11 - 20	30.49%	25
4	21 - 30	19.51%	16
5	More than 30	9.76%	8
	Total	100%	82

Q11 - Which of the following best describes your educational objective while attending Marshall University?



#	Answer	%	Count
1	Begin my first career	87.80%	72
2	Advance in my current career	3.66%	3
3	Change my career	6.10%	5
4	Non-career objective	2.44%	2
	Total	100%	82

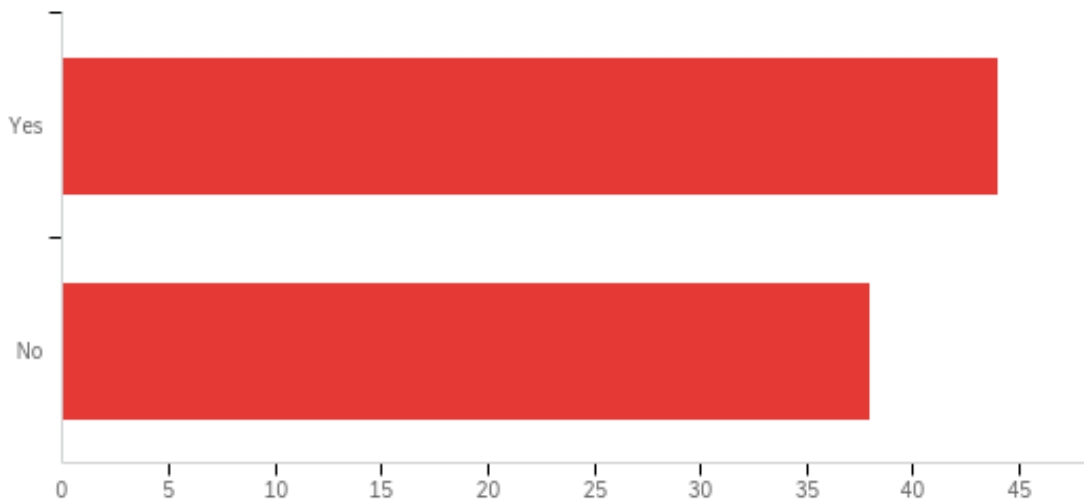
Q12 - Upon graduation, what was the dollar amount of your educational loan indebtedness?



#	Answer	%	Count
1	No indebtedness	54.88%	45
2	Up to \$4,999	3.66%	3
3	\$5,000 - \$9,999	2.44%	2
4	\$10,000 - \$14,999	6.10%	5
5	\$15,000 - \$19,999	3.66%	3

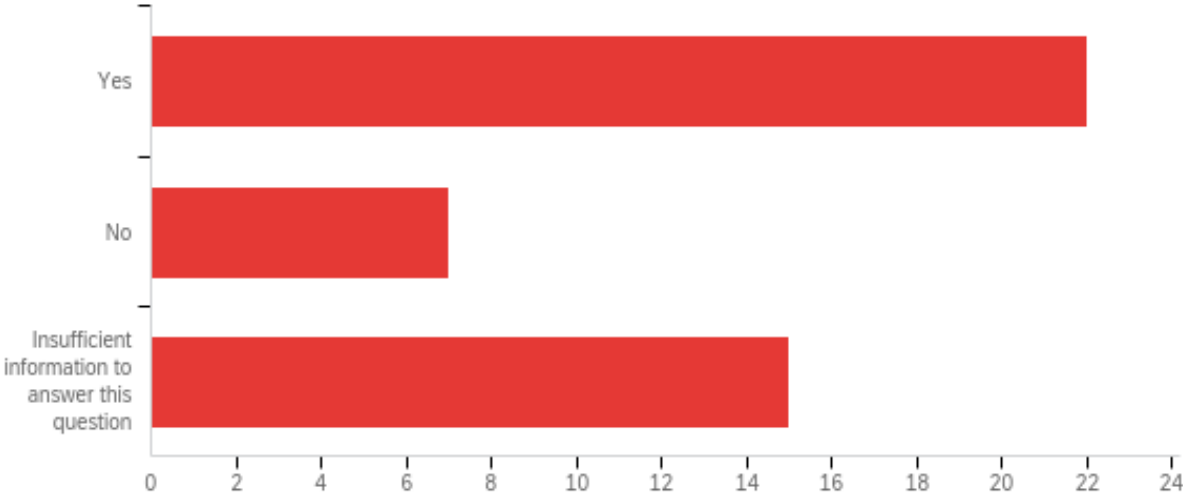
6	\$20,000 - \$24,999	13.41%	11
7	\$25,000 - \$29,999	8.54%	7
8	\$30,000 - \$34,999	2.44%	2
9	\$35,000 - \$39,999	1.22%	1
10	\$40,000 - \$44,999	0.00%	0
11	\$45,000 - \$49,999	1.22%	1
12	\$50,000 or more	2.44%	2
	Total	100%	82

Q13 - Did you take part in an internship, practicum or other structured work experience related to your major and anticipated career?



#	Answer	%	Count
1	Yes	53.66%	44
2	No	46.34%	38
	Total	100%	82

Q14 - If you answered yes to the previous question, did that experience increase your ability to secure employment or employment offers?



#	Answer	%	Count
1	Yes	50.00%	22
2	No	15.91%	7
3	Insufficient information to answer this question	34.09%	15
	Total	100%	44

Q15 - While pursuing my degree at Marshall University

#	Question	Agree		Neutral		Disagree		Total
1	I developed the ability to write effectively.	81.48%	66	12.35%	10	6.17%	5	81
2	I used numerical information to explore real world problems.	76.54%	62	18.52%	15	4.94%	4	81
3	I learned to find scholarly information, to evaluate it critically and to use it effectively.	85.19%	69	11.11%	9	3.70%	3	81
4	I gained expertise in the use of technology important in my major field.	69.14%	56	24.69%	20	6.17%	5	81
5	I acquired sufficient skills and knowledge to prepare for career-related positions.	65.43%	53	25.93%	21	8.64%	7	81
6	I developed the ability to express myself effectively through speaking.	62.96%	51	34.57%	28	2.47%	2	81
7	I developed multicultural and global perspectives.	67.90%	55	27.16%	22	4.94%	4	81
8	Writing intensive courses helped me to improve my writing skills.	62.96%	51	22.22%	18	14.81%	12	81
9	My classes challenged me to analyze and evaluate issues and to solve real-world problems in a manner that is ethical and supportive of our civic well-being.	81.25%	65	15.00%	12	3.75%	3	80
10	My capstone course challenged me to do my best work.	79.01%	64	13.58%	11	7.41%	6	81
11	I learned to examine issues from multiple perspectives.	87.65%	71	11.11%	9	1.23%	1	81
12	I learned to use what I know to solve novel problems.	81.25%	65	12.50%	10	6.25%	5	80
13	I learned to analyze my own values and to examine other viewpoints and credible evidence.	86.25%	69	11.25%	9	2.50%	2	80
14	I determined how to improve my own learning and to engage in lifelong learning.	83.75%	67	10.00%	8	6.25%	5	80
15	I used knowledge from more than one area of study to explore issues or to solve problems.	88.75%	71	8.75%	7	2.50%	2	80
16	Writing Intensive courses enhanced my learning experience.	52.50%	42	23.75%	19	23.75%	19	80

Q16 - Now that I have completed my degree,

#	Question	Agree		Neutral		Disagree		Total
1	I feel adequately prepared for a career and/or graduate or professional study in my major field.	63.75%	51	26.25%	21	10.00%	8	80
2	I believe that Marshall University's program in my major field is of high quality.	63.75%	51	31.25%	25	5.00%	4	80
3	I would recommend to others that they study the same program at Marshall.	71.25%	57	25.00%	20	3.75%	3	80
4	I would recommend Marshall to prospective students.	81.01%	64	17.72%	14	1.27%	1	79

Q17 - Please rate your level of satisfaction with the quality of the following at Marshall:

#	Question	Satisfied		Neutral		Dissatisfied		Total
1	Teaching	72.50%	58	18.75%	15	8.75%	7	80
2	Advising	41.98%	34	17.28%	14	40.74%	33	81
3	Academic Support Services	56.79%	46	25.93%	21	17.28%	14	81
4	Classroom/Lab Facilities	58.02%	47	24.69%	20	17.28%	14	81

Q18 - Which of the following will BEST describe your status after graduation? Please select only ONE of the following categories.

#	Answer	%	Count
1	Employed full time (on average 30 hours ore more per week).	12.35%	10
2	Employed part time (on average fewer than 30 hours per week)	1.23%	1
3	Participating in a volunteer or service program (e.g., Peace Corps, AmeriCorps, City Year, etc.)	0.00%	0
4	Serving in the United States Military	4.94%	4
5	Enrolled in further education	33.33%	27
6	Seeking employment	32.10%	26
7	Planning to continue education but not yet enrolled	14.81%	12
8	Not seeking employment or continuing education at this time.	1.23%	1
	Total	100%	81

Q19 - Please provide the name of your employer AND your employer's location (e.g., city, state or country if outside the United States).

Please provide the name of your employer AND your employer's location (e.g., city, state or country if outside the United States).

Dr. Daniel Morgan, MURC

Lockheed Martin, Texas

JCPENNYS

n/a

NA

Walmart, Huntington, WV

JM Industrial in Millwood, WV

Appalachian Forest National Heritage Area - Service Site at Cass Scenic Railroad State Park

ManTech. Fairmont, WV

Boyd county schools Borders sporting goods Boyd county crime lab (intern/volunteer)

Q20 - If employed, please provide your job title.

If employed, please provide your job title.

Lab Technician

Software Engineer

Stores associate

n/a

NA

TA Salesfloor

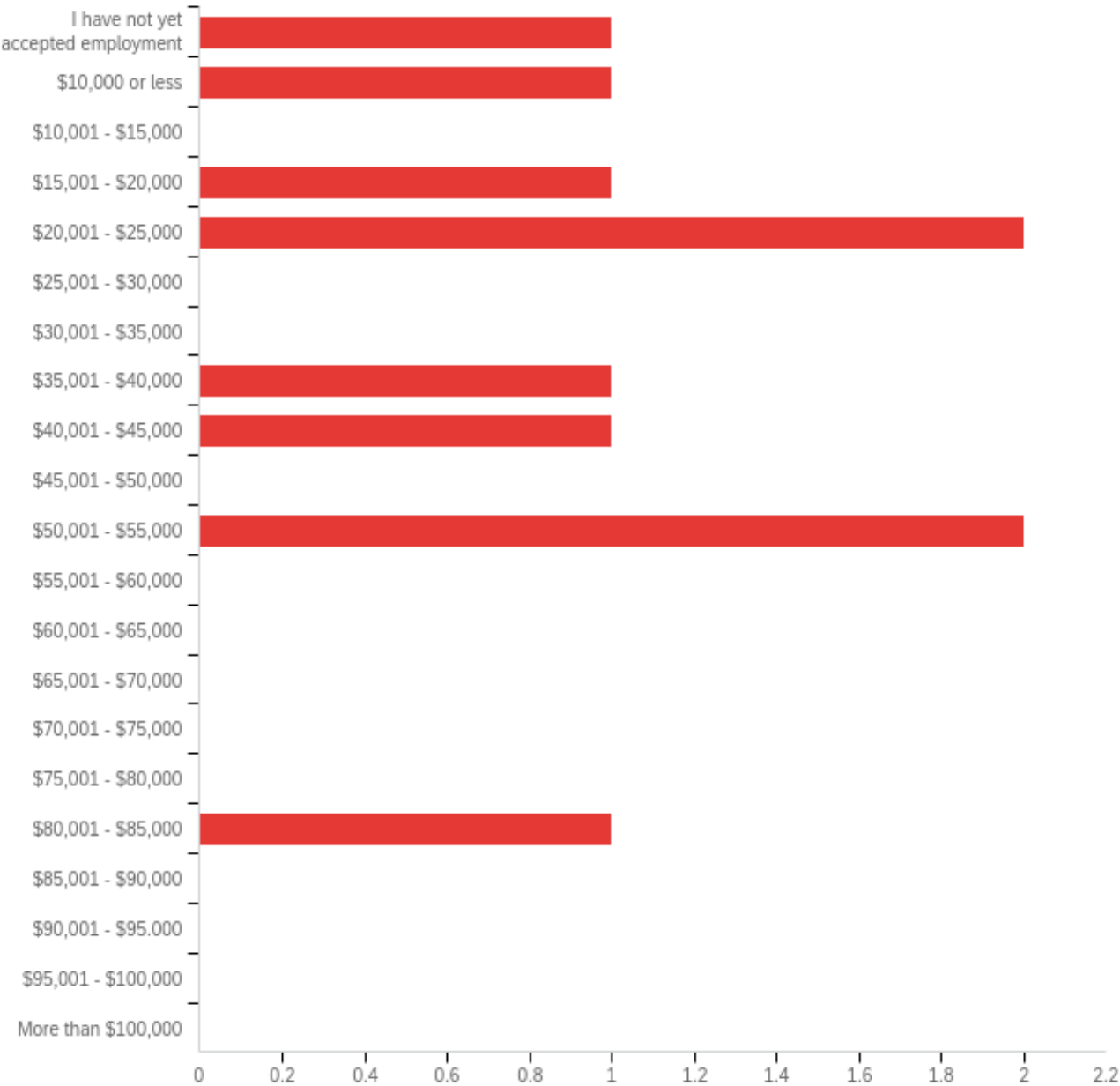
Assistant Shop Manager

AFNHA Heritage Service Member

System Administrator

Substitute, log book records/cashier

Q21 - If employed, what is your annual base salary in U. S. dollars? (Please choose the appropriate range).



#	Answer	%	Count
1	I have not yet accepted employment	10.00%	1
2	\$10,000 or less	10.00%	1
3	\$10,001 - \$15,000	0.00%	0
4	\$15,001 - \$20,000	10.00%	1
5	\$20,001 - \$25,000	20.00%	2

6	\$25,001 - \$30,000	0.00%	0
7	\$30,001 - \$35,000	0.00%	0
8	\$35,001 - \$40,000	10.00%	1
9	\$40,001 - \$45,000	10.00%	1
10	\$45,001 - \$50,000	0.00%	0
11	\$50,001 - \$55,000	20.00%	2
12	\$55,001 - \$60,000	0.00%	0
13	\$60,001 - \$65,000	0.00%	0
14	\$65,001 - \$70,000	0.00%	0
15	\$70,001 - \$75,000	0.00%	0
16	\$75,001 - \$80,000	0.00%	0
17	\$80,001 - \$85,000	10.00%	1
18	\$85,001 - \$90,000	0.00%	0
19	\$90,001 - \$95,000	0.00%	0
20	\$95,001 - \$100,000	0.00%	0
21	More than \$100,000	0.00%	0
	Total	100%	10

Q22 - Guaranteed first-year bonus amount in U. S. dollars, if you are receiving one.

Guaranteed first-year bonus amount in U. S. dollars, if you are receiving one.

8000

n/a

Not sure yet

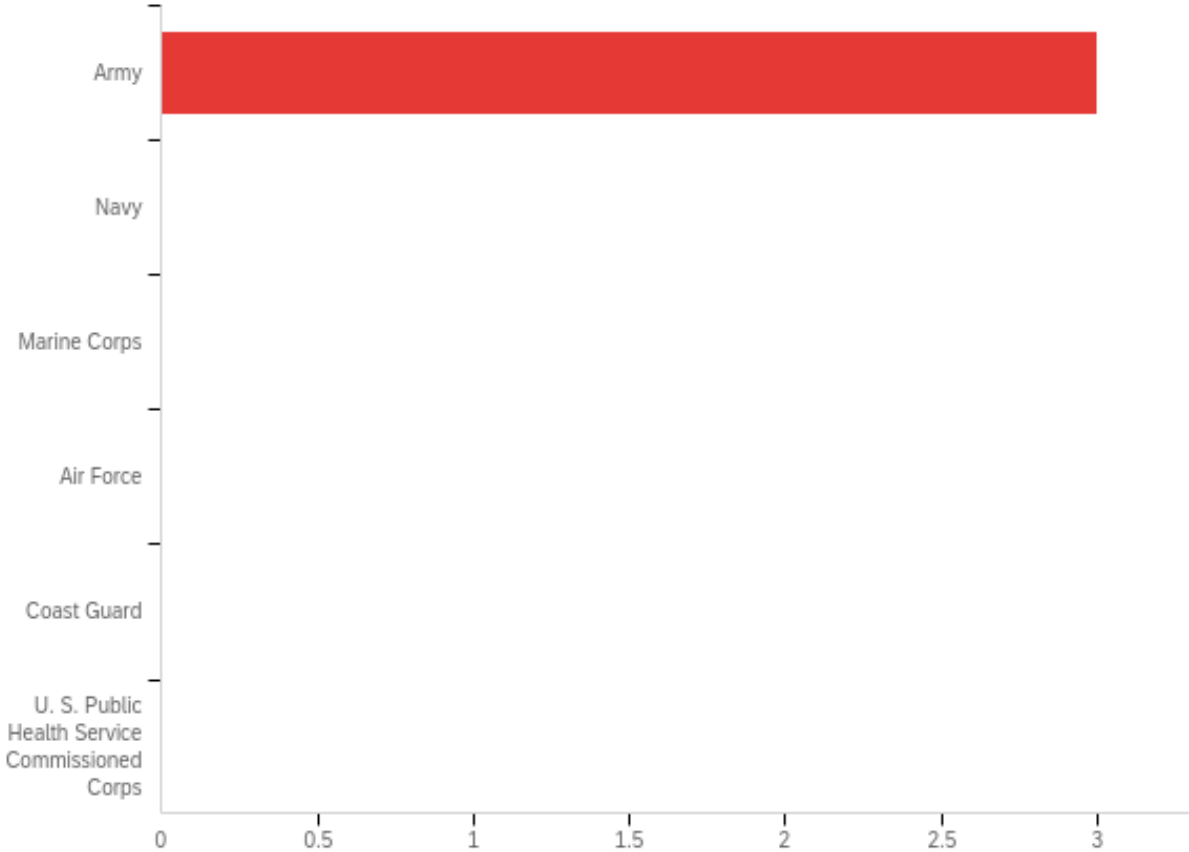
Q23 - Please provide the name of the service organization as well as assignment city and state (or country if outside the U. S.).

There were no responses to this item.

Q24 - What is your role or title within the Service Organization?

There were no responses to this item.

Q25 - Please choose your military service branch and provide your rank in the text box next to the service branch you select.



#	Answer	%	Count
1	Army	100.00%	3
2	Navy	0.00%	0
3	Marine Corps	0.00%	0
4	Air Force	0.00%	0
5	Coast Guard	0.00%	0
6	U. S. Public Health Service Commissioned Corps	0.00%	0
	Total	100%	3

Q25_1_TEXT - Army

Army - Text

Second Lieutenant = two responses; Specialist = 1 response

Q26 - Please provide the name of the higher education institution and location (city, state, country [if outside U.S.]) you plan to attend.

Please provide the name of the higher education institution and location (city, state, country [if outside U.S.]) you plan to attend.

University of Wisconsin-Madison

Marshall University

Marshall University, Huntington Wv

University of Utah

Joan C. Edwards School of Medicine

Marshall University.

Marshall University School of Medicine Huntington, WV

University of Kentucky College of Dentistry (Lexington, KY)

Marshall University Huntington, WV

Troy University, Troy, Alabama

Marshall university

Marshall University Medical School Huntington, WV

JCESOM

JCESOM, Huntington, WV

Marshall University

Joan C Edwards

West Virginia University College of Dentistry, class of 2027

Marshall University, Huntington, WV

OCS

Southern College of Optometry, Memphis, TN

Marshall University

Marshall University Physicians' Assistant Program

WVU law school in Morgantown WV

Marshall University

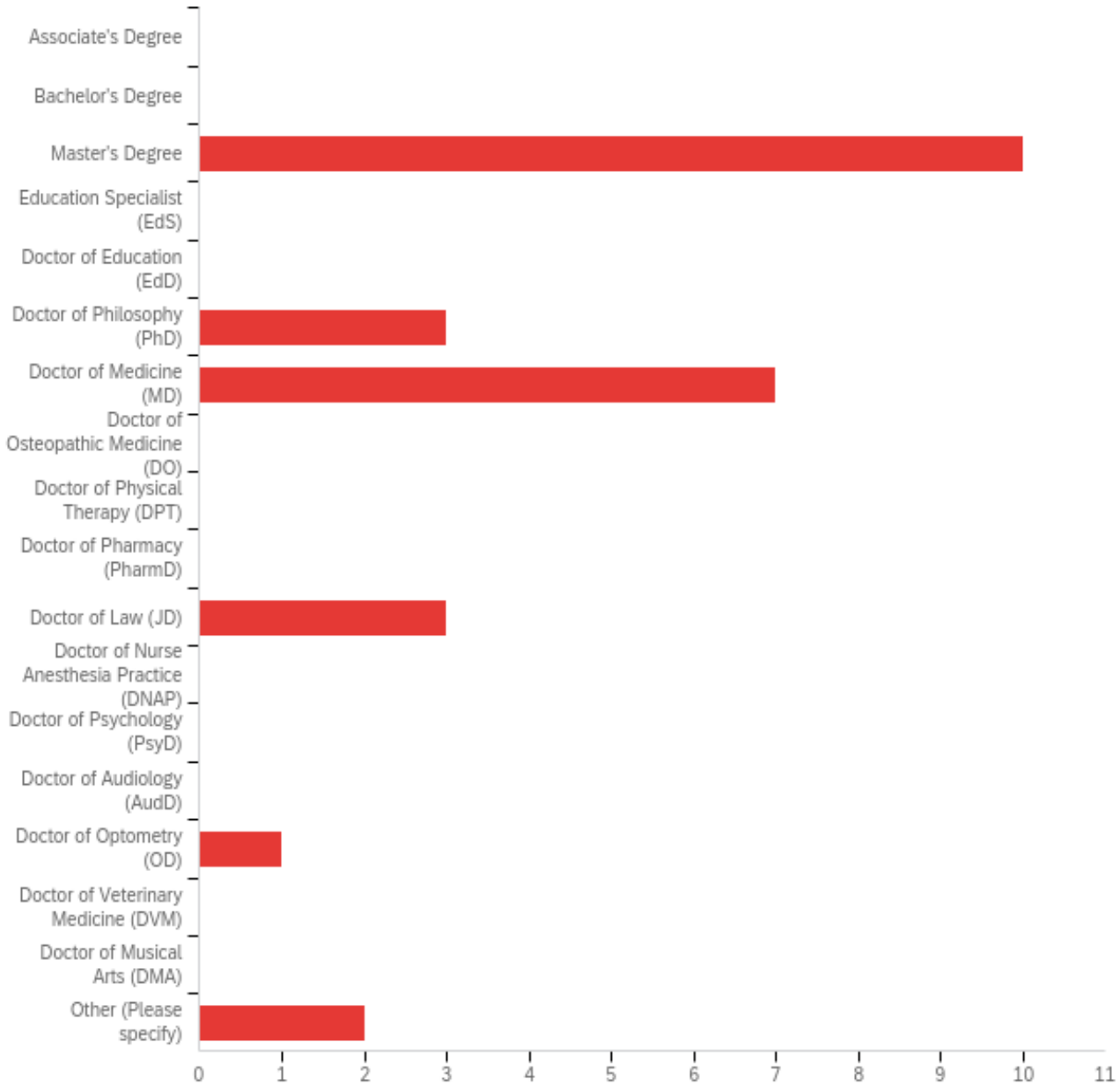
West Virginia University

Q27 - What program of study will you pursue?

What program of study will you pursue?

- Geosciences
- Medical School
- Natural resources and the environment
- Law
- Medicine
- Criminal Justice and Criminology
- MD
- Dentistry
- Physician Assistant
- MBA
- Criminal justice
- Medical School
- Medicine
- Medicine
- Physician's Assistant Masters
- Doctorate of Medicine
- Dentistry
- Master of science in Criminal Justice
- Optometry
- Environmental science
- Physician Assistant
- law
- Cyber Forensics and Security
- Law

Q28 - What degree will you pursue at this institution?



#	Answer	%	Count
1	Associate's Degree	0.00%	0
2	Bachelor's Degree	0.00%	0
3	Master's Degree	38.46%	10
4	Education Specialist (EdS)	0.00%	0
5	Doctor of Education (EdD)	0.00%	0
6	Doctor of Philosophy (PhD)	11.54%	3

7	Doctor of Medicine (MD)	26.92%	7
8	Doctor of Osteopathic Medicine (DO)	0.00%	0
9	Doctor of Physical Therapy (DPT)	0.00%	0
10	Doctor of Pharmacy (PharmD)	0.00%	0
11	Doctor of Law (JD)	11.54%	3
12	Doctor of Nurse Anesthesia Practice (DNAP)	0.00%	0
13	Doctor of Psychology (PsyD)	0.00%	0
14	Doctor of Audiology (AudD)	0.00%	0
15	Doctor of Optometry (OD)	3.85%	1
16	Doctor of Veterinary Medicine (DVM)	0.00%	0
17	Doctor of Musical Arts (DMA)	0.00%	0
18	Other (Please specify)	7.69%	2
	Total	100%	26

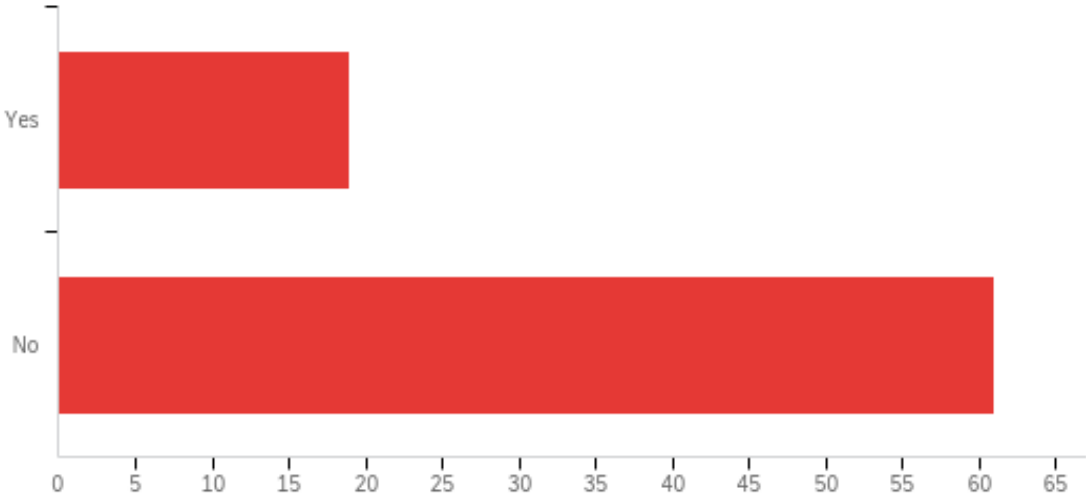
Q28_18_TEXT - Other (Please specify)

Other (Please specify) - Text

DMD

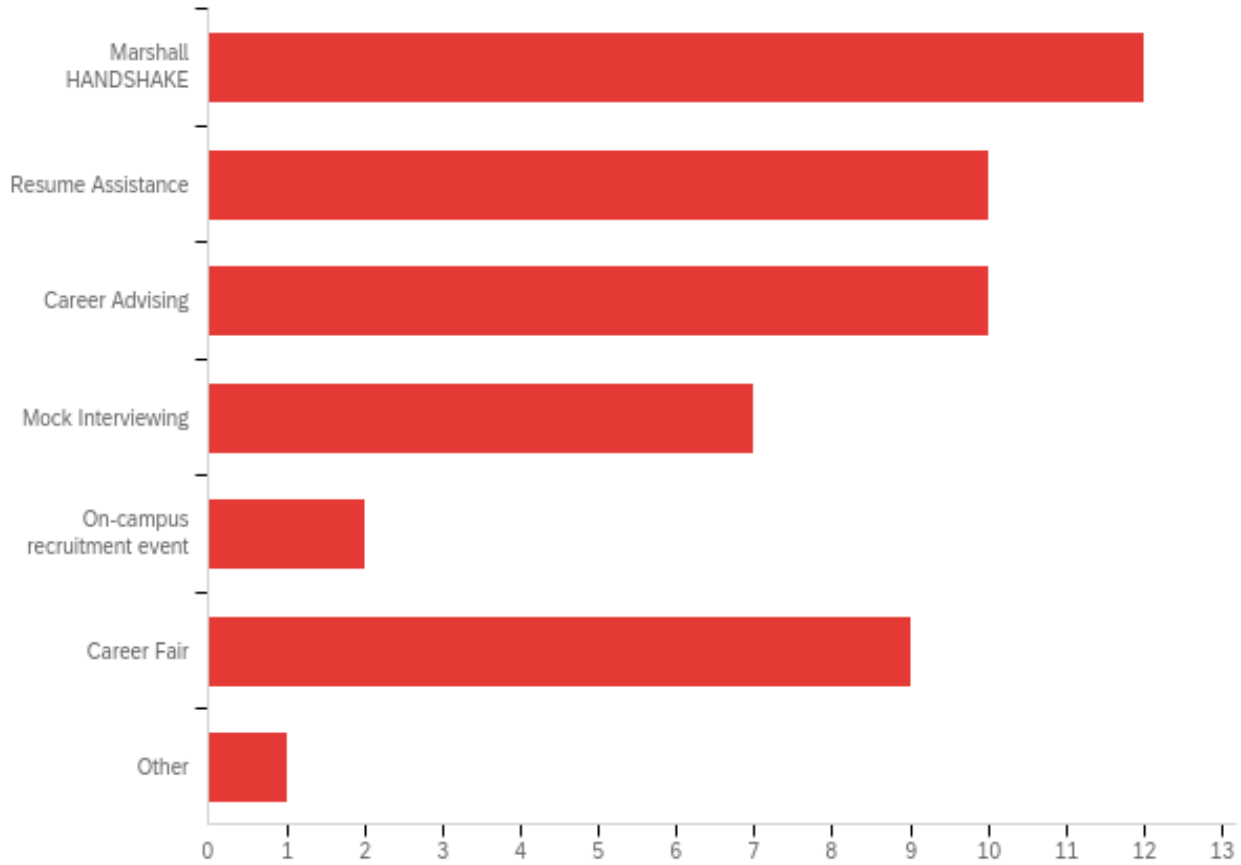
Doctor of Dental Medicine (DSD)

Q29 - Did you use Career Services to help you with your career plans?



#	Answer	%	Count
1	Yes	23.75%	19
2	No	76.25%	61
	Total	100%	80

Q30 - If you answered "yes" to the previous question, please indicate all services used.



#	Answer	%	Count
1	Marshall HANDSHAKE	23.53%	12
2	Resume Assistance	19.61%	10
3	Career Advising	19.61%	10
4	Mock Interviewing	13.73%	7
5	On-campus recruitment event	3.92%	2
6	Career Fair	17.65%	9
7	Other	1.96%	1
	Total	100%	51

Q30_7_TEXT – Other = LSAMP