



**Marshall University Graduation Report  
College of Engineering and Computer Sciences  
Academic Year 2022 – 2023**

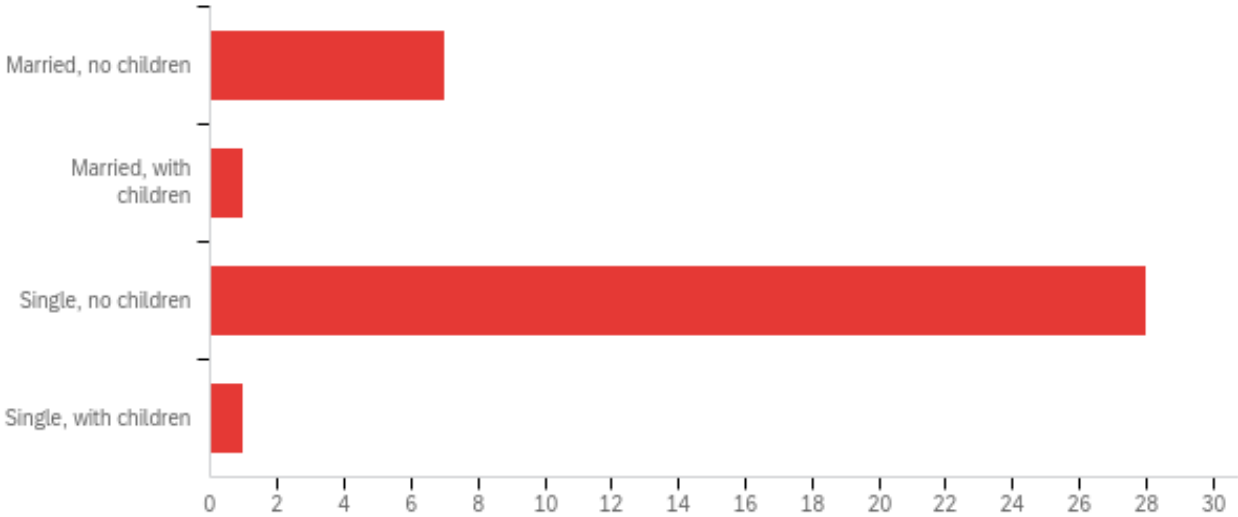
**Q1 - Please indicate your level of satisfaction with these elements of your experience in the College of Engineering and Computer Sciences.**

#	Question	Satisfied		Neutral		Dissatisfied		Total
1	Availability of academic advising and quality of advising.	72.97%	27	18.92%	7	8.11%	3	37
2	Availability of courses.	37.84%	14	37.84%	14	24.32%	9	37
3	Responsiveness to student needs.	75.68%	28	13.51%	5	10.81%	4	37
4	Quality/Effectiveness of classroom teaching.	62.16%	23	32.43%	12	5.41%	2	37

**Q2 - Please add comments as to how we can improve students' experiences in the College of Engineering and Computer Sciences.**

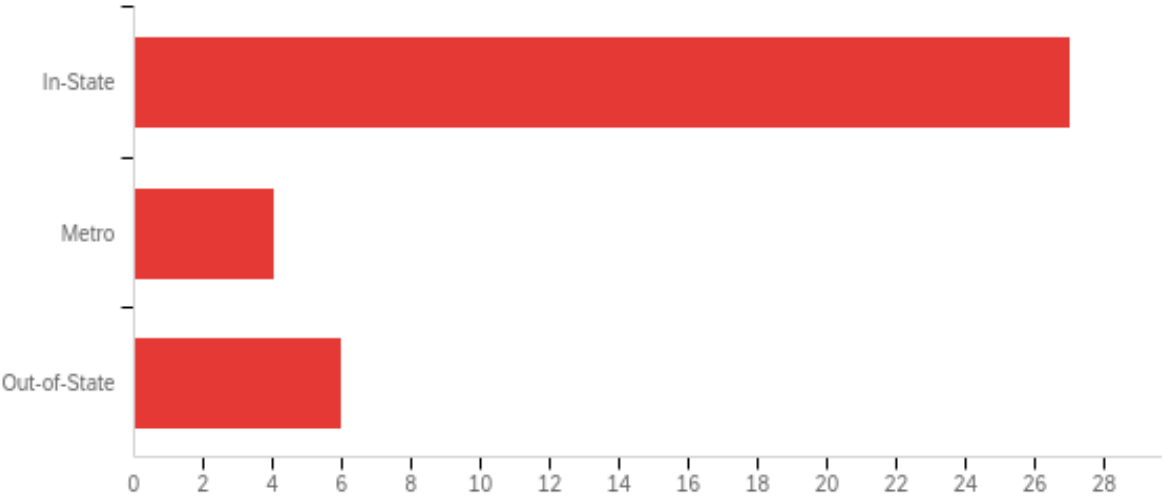
**All comments were shared with the College of Engineering and Computer Sciences.**

### Q3 - Family Status



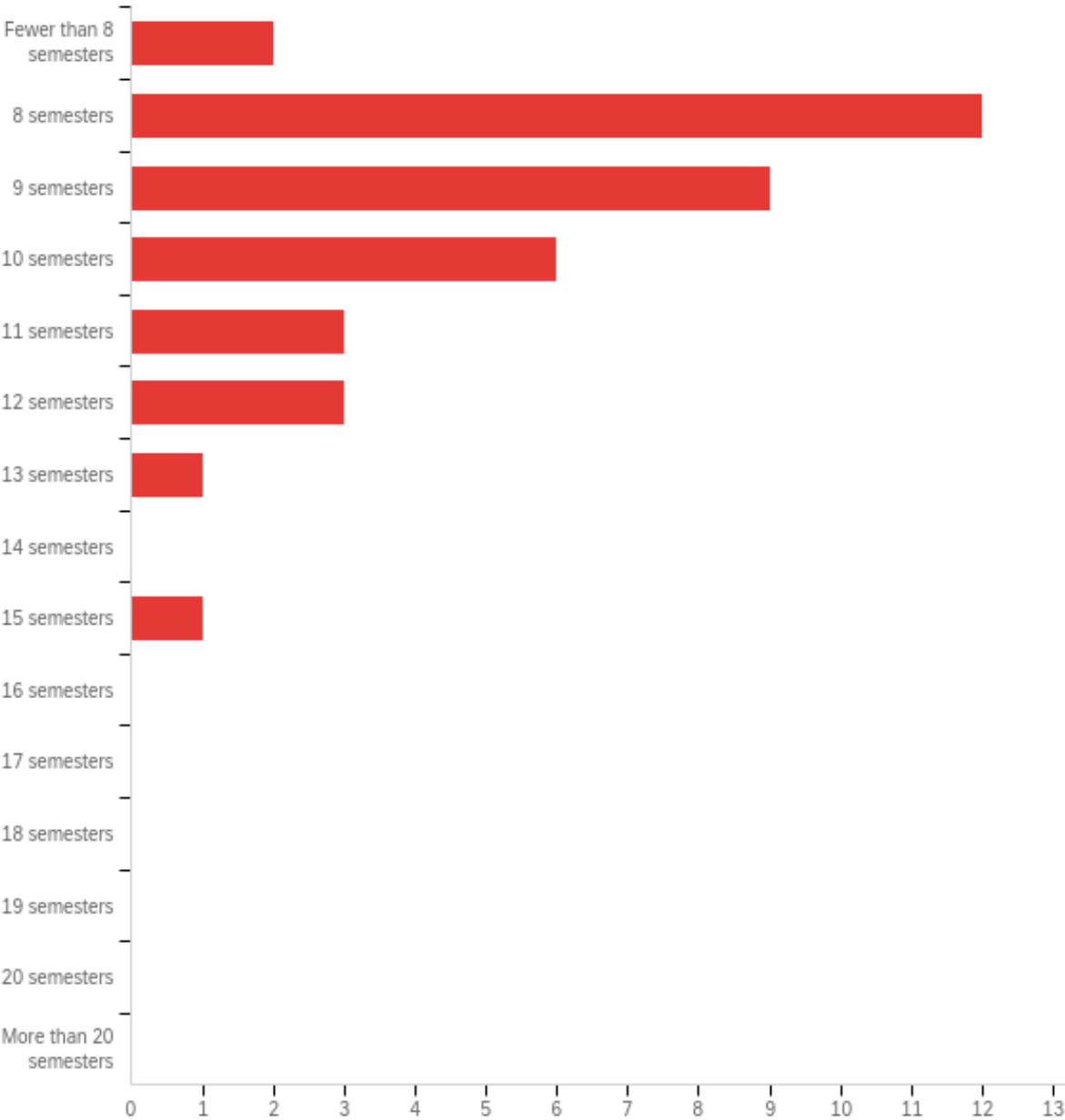
#	Answer	%	Count
1	Married, no children	18.92%	7
2	Married, with children	2.70%	1
3	Single, no children	75.68%	28
4	Single, with children	2.70%	1
	Total	100%	37

**Q4 - Residence at time of admission**



#	Answer	%	Count
1	In-State	72.97%	27
2	Metro	10.81%	4
3	Out-of-State	16.22%	6
	Total	100%	37

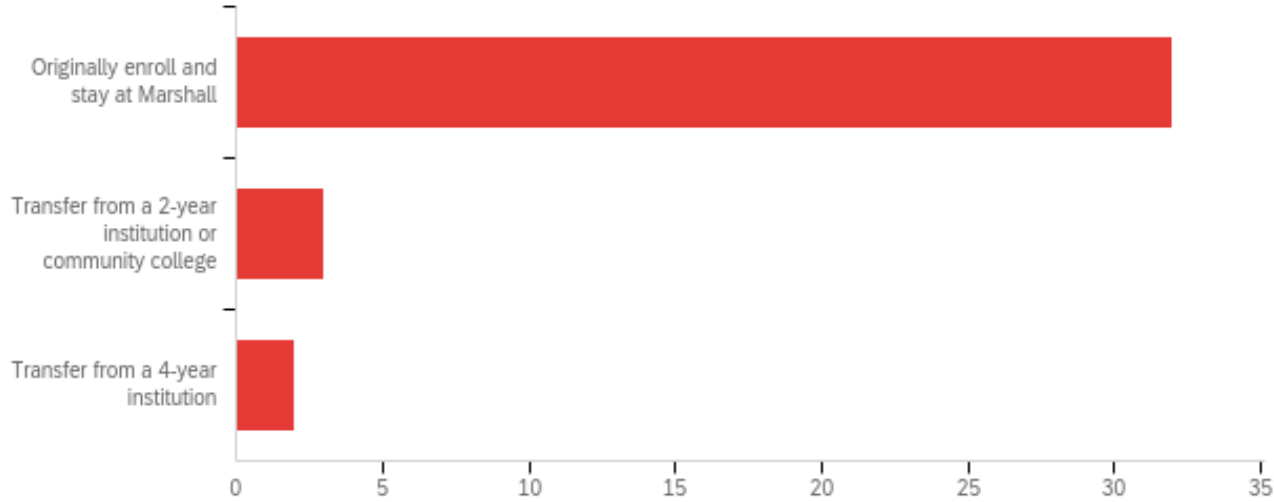
**Q5 - Number of semesters enrolled to compete your degree (Note: One semester is equal to fall, spring, or summer, resulting in the potential of three semesters in one year).**



#	Answer	%	Count
1	Fewer than 8 semesters	5.41%	2
2	8 semesters	32.43%	12
3	9 semesters	24.32%	9
4	10 semesters	16.22%	6
5	11 semesters	8.11%	3

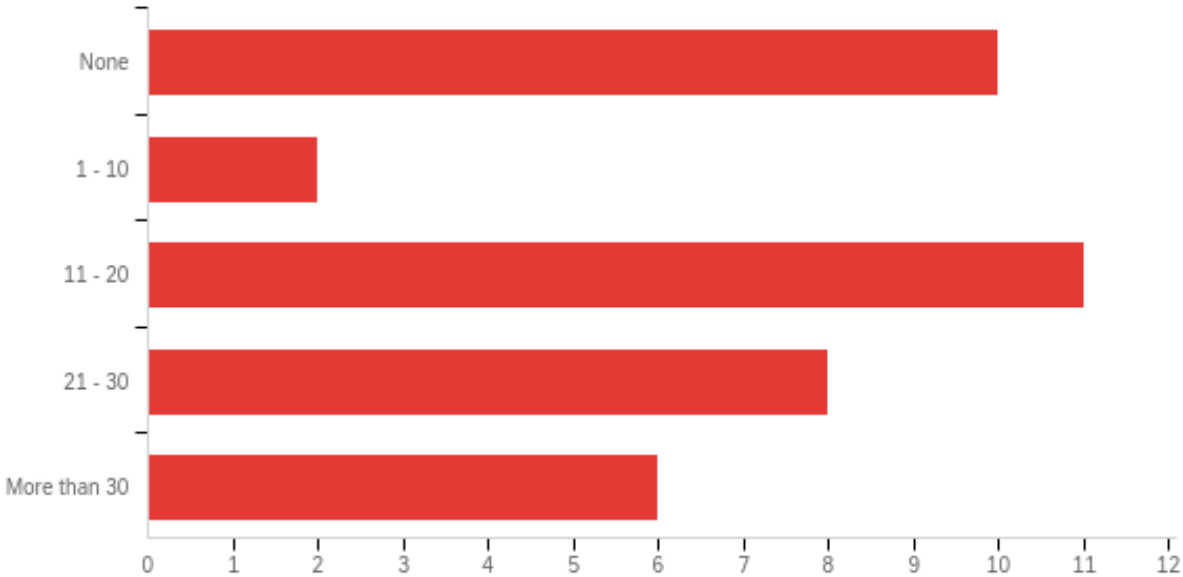
6	12 semesters	8.11%	3
7	13 semesters	2.70%	1
8	14 semesters	0.00%	0
9	15 semesters	2.70%	1
10	16 semesters	0.00%	0
11	17 semesters	0.00%	0
12	18 semesters	0.00%	0
13	19 semesters	0.00%	0
14	20 semesters	0.00%	0
15	More than 20 semesters	0.00%	0
	Total	100%	37

**Q6 - While pursuing your degree, did you**



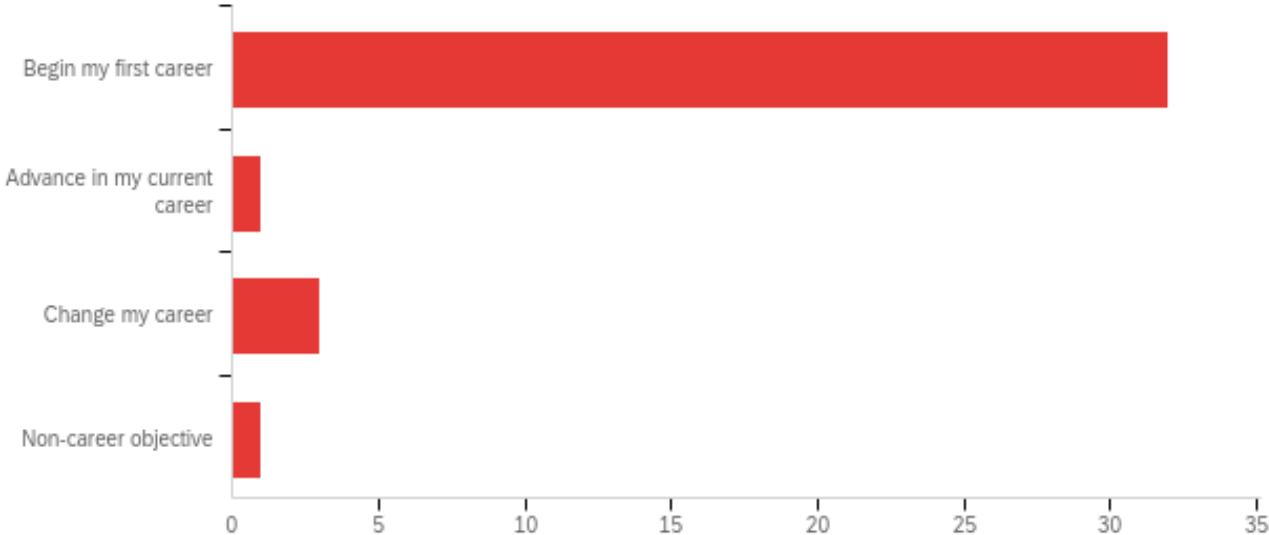
#	Answer	%	Count
1	Originally enroll and stay at Marshall	86.49%	32
2	Transfer from a 2-year institution or community college	8.11%	3
3	Transfer from a 4-year institution	5.41%	2
	Total	100%	37

**Q7 - During the last year of your studies, how many hours a week did you work while attending classes?**



#	Answer	%	Count
1	None	27.03%	10
2	1 - 10	5.41%	2
3	11 - 20	29.73%	11
4	21 - 30	21.62%	8
5	More than 30	16.22%	6
	Total	100%	37

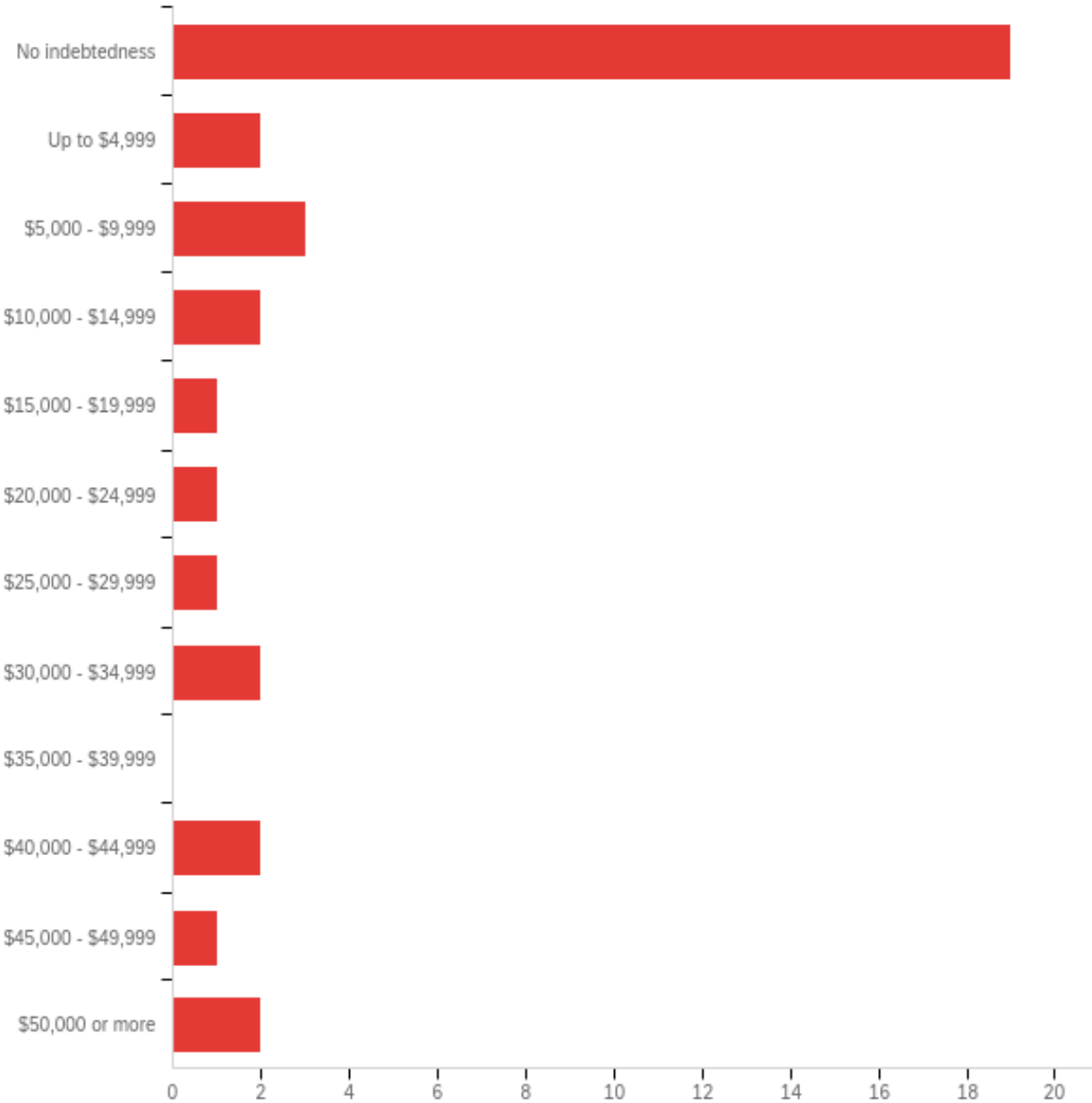
**Q8 - Which of the following best describes your educational objective while attending Marshall University?**



#	Answer	%	Count
1	Begin my first career	86.49%	32
2	Advance in my current career	2.70%	1
3	Change my career	8.11%	3
4	Non-career objective	2.70%	1
	Total	100%	37



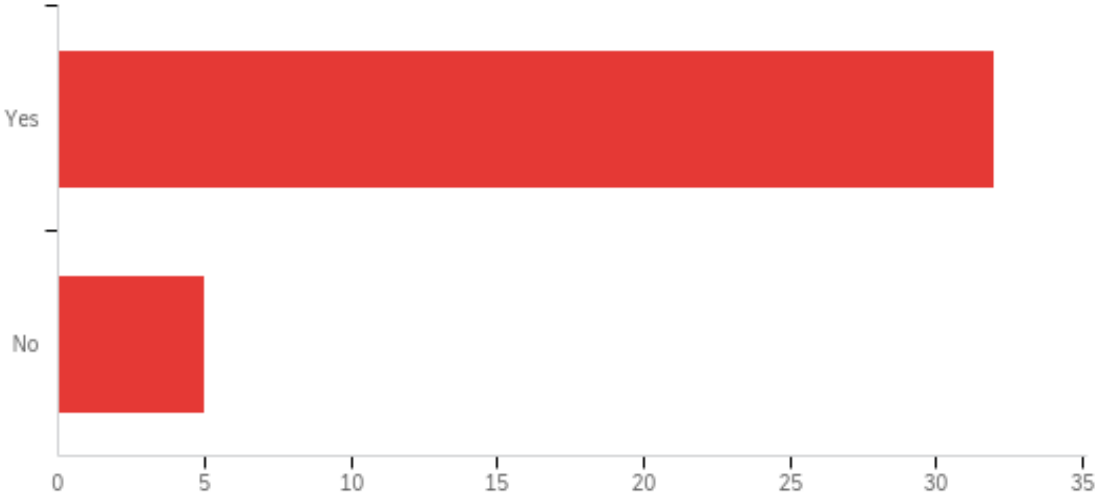
**Q9 - Upon graduation, what was the dollar amount of your educational loan indebtedness?**



#	Answer	%	Count
1	No indebtedness	52.78%	19
2	Up to \$4,999	5.56%	2
3	\$5,000 - \$9,999	8.33%	3
4	\$10,000 - \$14,999	5.56%	2
5	\$15,000 - \$19,999	2.78%	1

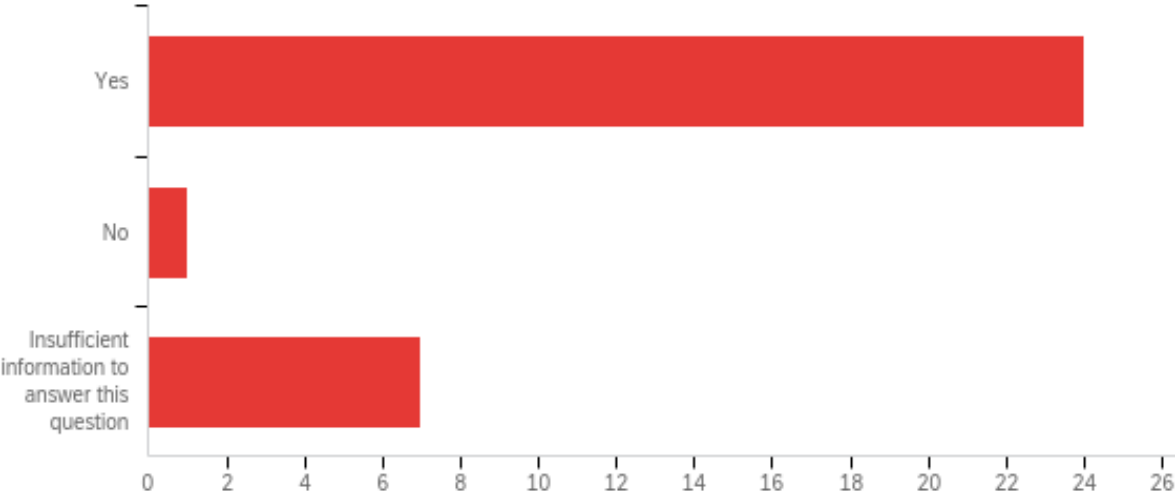
6	\$20,000 - \$24,999	2.78%	1
7	\$25,000 - \$29,999	2.78%	1
8	\$30,000 - \$34,999	5.56%	2
9	\$35,000 - \$39,999	0.00%	0
10	\$40,000 - \$44,999	5.56%	2
11	\$45,000 - \$49,999	2.78%	1
12	\$50,000 or more	5.56%	2
	Total	100%	36

**Q10 - Did you take part in an internship, practicum or other structured work experience related to your major and anticipated career?**



#	Answer	%	Count
1	Yes	86.49%	32
2	No	13.51%	5
	Total	100%	37

**Q11 - If you answered yes to the previous question, did that experience increase your ability to secure employment or employment offers?**



#	Answer	%	Count
1	Yes	75.00%	24
2	No	3.13%	1
3	Insufficient information to answer this question	21.88%	7
	Total	100%	32

## Q12 - While pursuing my degree at Marshall University

#	Question	Agree		Neutral		Disagree		Total
1	I developed the ability to write effectively.	78.38%	29	18.92%	7	2.70%	1	37
2	I used numerical information to explore real world problems.	81.08%	30	13.51%	5	5.41%	2	37
3	I learned to find scholarly information, to evaluate it critically and to use it effectively.	81.08%	30	18.92%	7	0.00%	0	37
4	I gained expertise in the use of technology important in my major field.	72.97%	27	24.32%	9	2.70%	1	37
5	I acquired sufficient skills and knowledge to prepare for career-related positions.	81.08%	30	18.92%	7	0.00%	0	37
6	I developed the ability to express myself effectively through speaking.	64.86%	24	27.03%	10	8.11%	3	37
7	I developed multicultural and global perspectives.	51.35%	19	35.14%	13	13.51%	5	37
8	Writing intensive courses helped me to improve my writing skills.	56.76%	21	27.03%	10	16.22%	6	37
9	My classes challenged me to analyze and evaluate issues and to solve real-world problems in a manner that is ethical and supportive of our civic well-being.	81.08%	30	10.81%	4	8.11%	3	37
10	My capstone course challenged me to do my best work.	75.68%	28	10.81%	4	13.51%	5	37
11	I learned to examine issues from multiple perspectives.	78.38%	29	21.62%	8	0.00%	0	37
12	I learned to use what I know to solve novel problems.	78.38%	29	16.22%	6	5.41%	2	37
13	I learned to analyze my own values and to examine other viewpoints and credible evidence.	75.68%	28	21.62%	8	2.70%	1	37
14	I determined how to improve my own learning and to engage in lifelong learning.	91.89%	34	8.11%	3	0.00%	0	37
15	I used knowledge from more than one area of study to explore issues or to solve problems.	81.08%	30	18.92%	7	0.00%	0	37
16	Writing Intensive courses enhanced my learning experience.	40.54%	15	32.43%	12	27.03%	10	37

**Q13 - Now that I have completed my degree,**

#	Question	Agree		Neutral		Disagree		Total
1	I feel adequately prepared for a career and/or graduate or professional study in my major field.	67.57%	25	21.62%	8	10.81%	4	37
2	I believe that Marshall University's program in my major field is of high quality.	72.97%	27	16.22%	6	10.81%	4	37
3	I would recommend to others that they study the same program at Marshall.	72.97%	27	18.92%	7	8.11%	3	37
4	I would recommend Marshall to prospective students.	75.68%	28	18.92%	7	5.41%	2	37

**Q14 - Please rate your level of satisfaction with the quality of the following at Marshall:**

#	Question	Satisfied		Neutral		Dissatisfied		Total
1	Teaching	72.97%	27	21.62%	8	5.41%	2	37
2	Advising	70.27%	26	21.62%	8	8.11%	3	37
3	Academic Support Services	56.76%	21	40.54%	15	2.70%	1	37
4	Classroom/Lab Facilities	72.97%	27	21.62%	8	5.41%	2	37

**Q15 - Which of the following will BEST describe your status after graduation? Please select only ONE of the following categories.**

#	Answer	%	Count
1	Employed full time (on average 30 hours or more per week).	51.35%	19
2	Employed part time (on average fewer than 30 hours per week)	0.00%	0
3	Participating in a volunteer or service program (e.g., Peace Corps, AmeriCorps, City Year, etc.)	0.00%	0
4	Serving in the United States Military	0.00%	0
5	Enrolled in further education	10.81%	4
6	Seeking employment	24.32%	9
7	Planning to continue education but not yet enrolled	10.81%	4
8	Not seeking employment or continuing education at this time.	2.70%	1
	Total	100%	37

**Q16 - Please provide the name of your employer AND your employer's location (e.g., city, state or country if outside the United States).**

Please provide the name of your employer AND your employer's location (e.g., city, state or country if outside the United States).

---

HDR located in Charleston, WV

---

US Army Corps of Engineers Huntington WV

---

NO

---

CDI Engineering Solutions (Charleston, WV)

---

ServiceWire, Culloden, WV

---

HDR (Charleston, WV)

---

Prime Engineering, Huntington, WV

---

Allnex, Willow Island WV

---

Vertiv in Ironton Ohio

---

GSA Charleston, Wv

---

WVDOH

---

The Hartford Insurance in Charlotte, North Carolina

---

Prime Engineering; Huntington, WV

---

PCC Special Metals

---

WVDOH, Charleston, WV

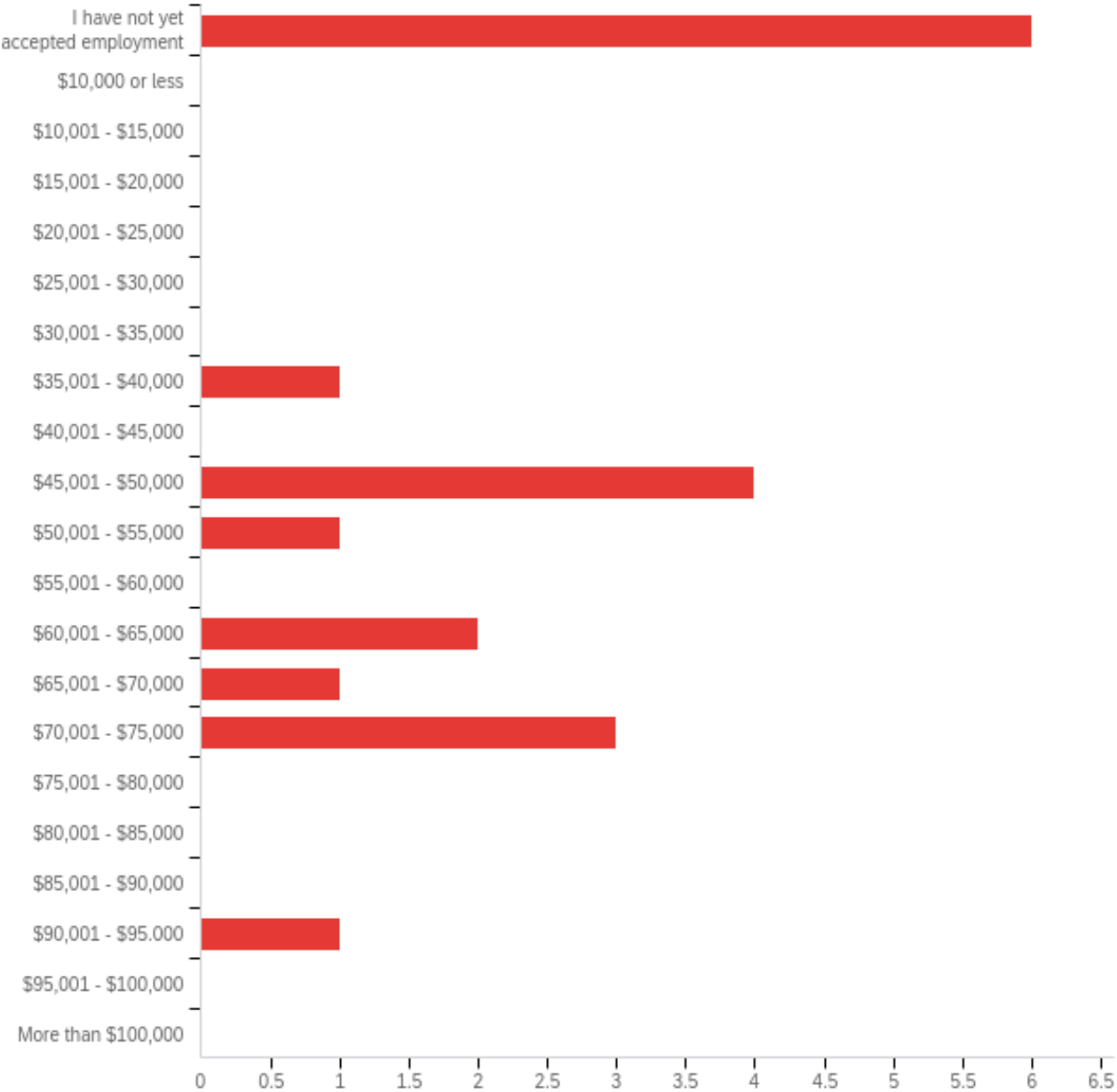


**Q17 - If employed, please provide your job title.**

If employed, please provide your job title.

- Bridge Design EIT
- Civil Engineer
- make me
- Civil Designer
- Safety intern
- Traffic Engineer
- Electrical Engineer
- Environmental Safety and Health Coordinator
- Safety Manufacturing Engineering Technition
- Construction representative
- Transportation Engineer Trainee 1
- Level one Risk Engineering Consultant
- Mechanical Engineer
- Mechanical Engineer
- Transportation Engineer Trainee Level 1

**Q18 - If employed, what is your annual base salary in U. S. dollars? (Please choose the appropriate range).**



#	Answer	%	Count
1	I have not yet accepted employment	31.58%	6
2	\$10,000 or less	0.00%	0
3	\$10,001 - \$15,000	0.00%	0
4	\$15,001 - \$20,000	0.00%	0

5	\$20,001 - \$25,000	0.00%	0
6	\$25,001 - \$30,000	0.00%	0
7	\$30,001 - \$35,000	0.00%	0
8	\$35,001 - \$40,000	5.26%	1
9	\$40,001 - \$45,000	0.00%	0
10	\$45,001 - \$50,000	21.05%	4
11	\$50,001 - \$55,000	5.26%	1
12	\$55,001 - \$60,000	0.00%	0
13	\$60,001 - \$65,000	10.53%	2
14	\$65,001 - \$70,000	5.26%	1
15	\$70,001 - \$75,000	15.79%	3
16	\$75,001 - \$80,000	0.00%	0
17	\$80,001 - \$85,000	0.00%	0
18	\$85,001 - \$90,000	0.00%	0
19	\$90,001 - \$95,000	5.26%	1
20	\$95,001 - \$100,000	0.00%	0
21	More than \$100,000	0.00%	0
	Total	100%	19

**Q19 - Guaranteed first-year bonus amount in U. S. dollars, if you are receiving one.**

There were no responses to this item.

**Q20 - Please provide the name of the service organization as well as assignment city and state (or country if outside the U. S.).**

There were no responses to this item.

**Q21 - What is your role or title within the Service Organization?**

There were no responses to this item.

**Q22 - Please choose your military service branch and provide your rank in the text box next to the service branch you select.**

**There were no responses to this item.**

**Q23 - Please provide the name of the higher education institution and location (city, state, country [if outside U.S.]) you plan to attend.**

Please provide the name of the higher education institution and location (city, state, country [if outside U.S.]) you plan to attend.

---

Marshall University

---

University of Cambridge, Cambridge, England

---

Marshall University

**Q24 - What program of study will you pursue?**

What program of study will you pursue?

---

Mechanical Engineering

---

Mechanical Engineering

---

MPhil Digital Humanities

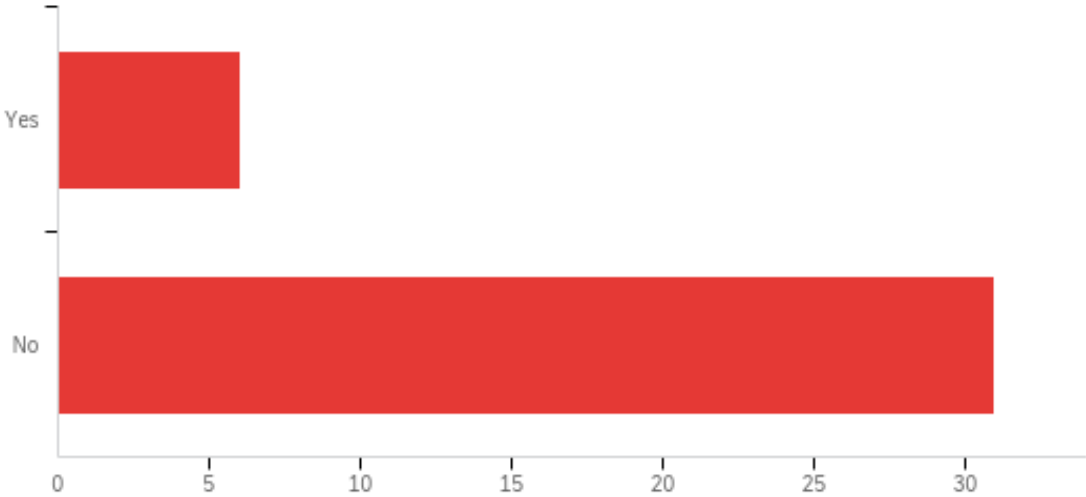
---

Cyber Security

## Q25 - What degree will you pursue at this institution?

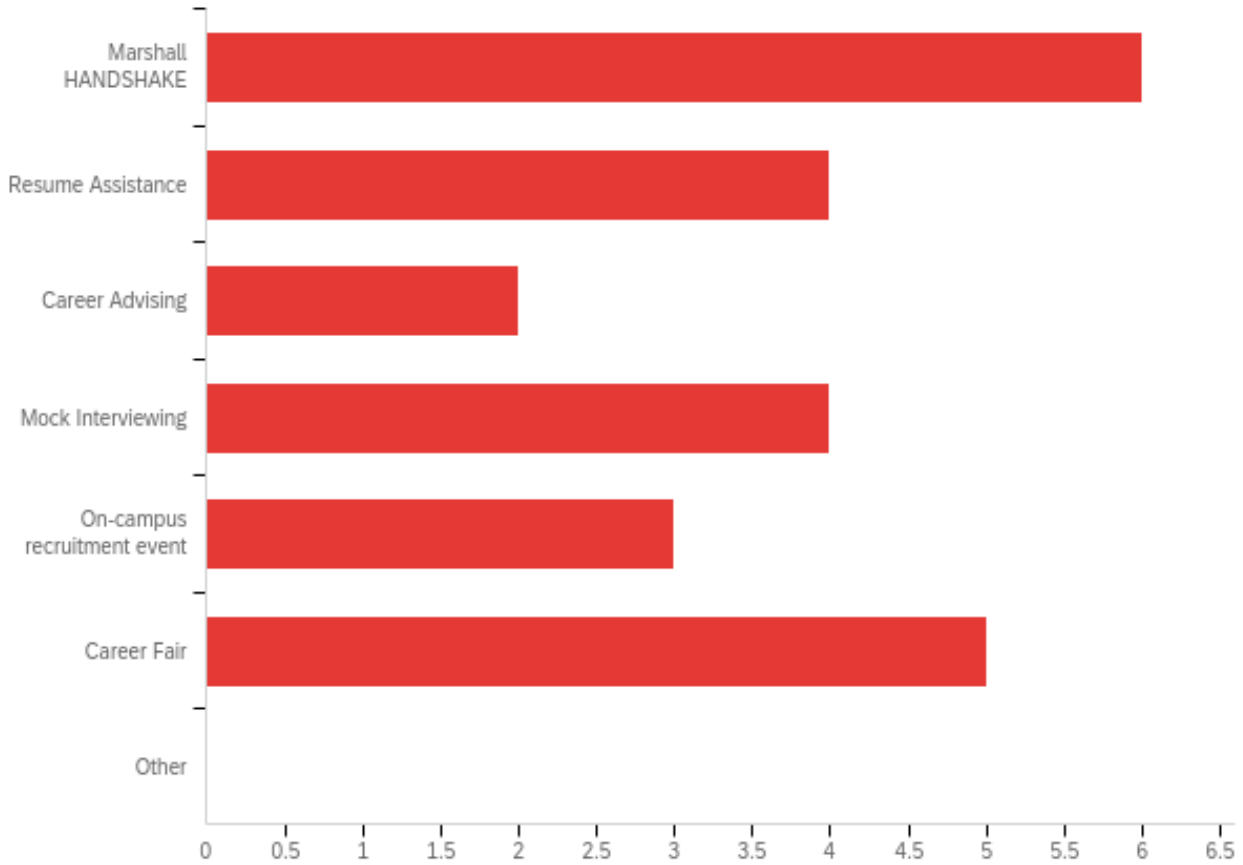
#	Answer	%	Count
1	Associate's Degree	0.00%	0
2	Bachelor's Degree	0.00%	0
3	Master's Degree	100.00%	4
4	Education Specialist (EdS)	0.00%	0
5	Doctor of Education (EdD)	0.00%	0
6	Doctor of Philosophy (PhD)	0.00%	0
7	Doctor of Medicine (MD)	0.00%	0
8	Doctor of Osteopathic Medicine (DO)	0.00%	0
9	Doctor of Physical Therapy (DPT)	0.00%	0
10	Doctor of Pharmacy (PharmD)	0.00%	0
11	Doctor of Law (JD)	0.00%	0
12	Doctor of Nurse Anesthesia Practice (DNAP)	0.00%	0
13	Doctor of Psychology (PsyD)	0.00%	0
14	Doctor of Audiology (AudD)	0.00%	0
15	Doctor of Optometry (OD)	0.00%	0
16	Doctor of Veterinary Medicine (DVM)	0.00%	0
17	Doctor of Musical Arts (DMA)	0.00%	0
18	Other (Please specify)	0.00%	0
	Total	100%	4

**Q26 - Did you use Career Services to help you with your career plans?**



#	Answer	%	Count
1	Yes	16.22%	6
2	No	83.78%	31
	Total	100%	37

**Q27 - If you answered "yes" to the previous question, please indicate all services used.**



#	Answer	%	Count
1	Marshall HANDSHAKE	25.00%	6
2	Resume Assistance	16.67%	4
3	Career Advising	8.33%	2
4	Mock Interviewing	16.67%	4
5	On-campus recruitment event	12.50%	3
6	Career Fair	20.83%	5
7	Other	0.00%	0
	Total	100%	24