

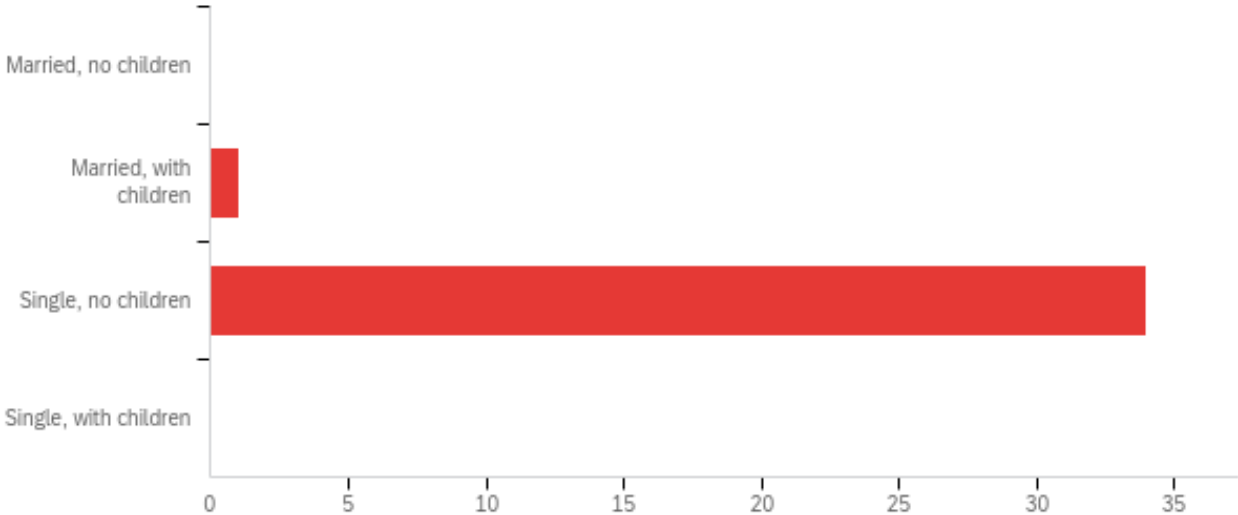


**Marshall University Graduation Survey Report
College of Arts and Media
Academic Year 2022 – 2023**

Q1 - Please indicate your level of satisfaction with these elements of your experience in the College of Arts and Media.

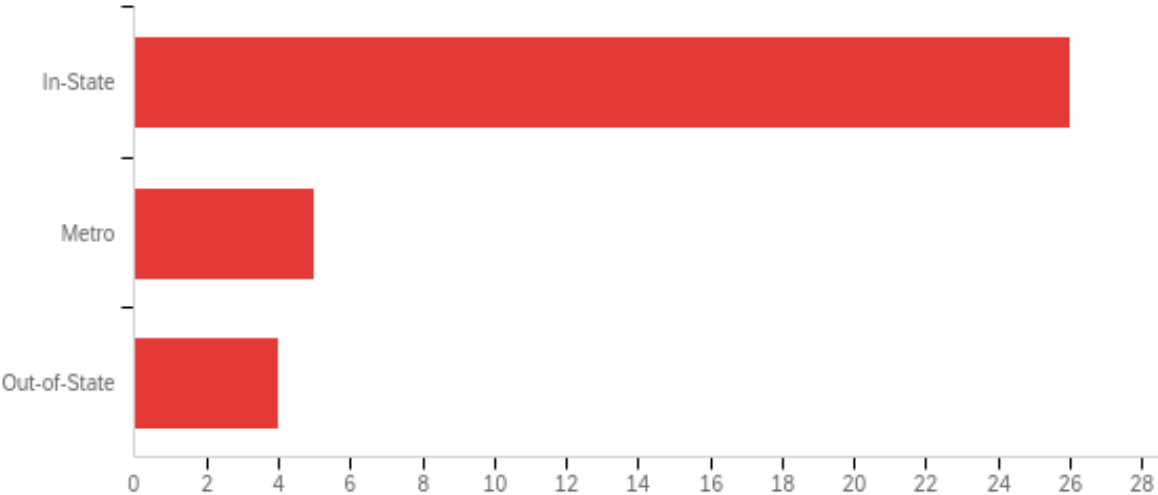
#	Question	Satisfied		Neutral		Dissatisfied		Total
1	The curriculum (Did it prepare you to meet the demands of your chosen career?)	68.57%	24	28.57%	10	2.86%	1	35
2	The curriculum (Did it follow a logical learning sequence?)	80.00%	28	20.00%	7	0.00%	0	35
3	Faculty (Were they available to you for advising or other counseling?)	77.14%	27	20.00%	7	2.86%	1	35
4	Faculty (Were they helpful to you in your pursuit of your education?)	80.00%	28	17.14%	6	2.86%	1	35
5	Faculty and Staff (Were they helpful to you in career planning?)	54.29%	19	34.29%	12	11.43%	4	35
6	Student participation (Was it encouraged for departmental and collegiate activities?)	85.71%	30	14.29%	5	0.00%	0	35
7	The program (Did it assist in improving your skills and techniques in your chosen field?)	88.57%	31	8.57%	3	2.86%	1	35
8	Educational facilities	60.00%	21	31.43%	11	8.57%	3	35
9	Educational equipment	60.00%	21	25.71%	9	14.29%	5	35
10	General Studies requirements (Were they appropriate to the BFA degree?)	60.00%	21	31.43%	11	8.57%	3	35
11	The Dean's Office (Was it helpful?)	60.00%	21	31.43%	11	8.57%	3	35
12	The College and Department were equally supportive of women and men.	85.71%	30	14.29%	5	0.00%	0	35
13	The College and Department were equally supportive of all racial/ethnic groups	88.57%	31	11.43%	4	0.00%	0	35
14	The degree to which department and college aided in your education	71.43%	25	20.00%	7	8.57%	3	35
15	Overall value of your college experience	82.86%	29	14.29%	5	2.86%	1	35

Q2 - Family Status



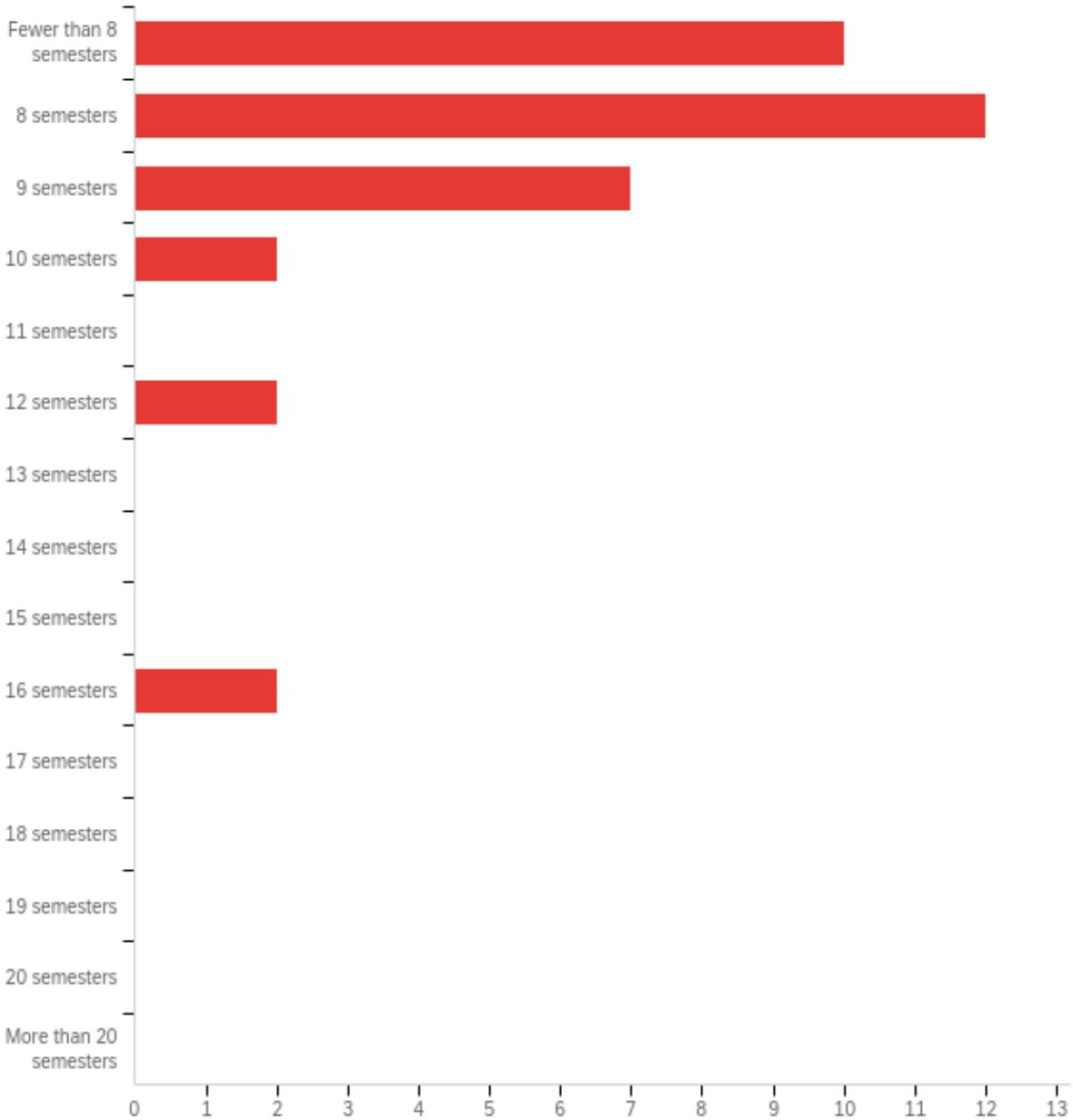
#	Answer	%	Count
1	Married, no children	0.00%	0
2	Married, with children	2.86%	1
3	Single, no children	97.14%	34
4	Single, with children	0.00%	0
	Total	100%	35

Q3 - Residence at time of admission



#	Answer	%	Count
1	In-State	74.29%	26
2	Metro	14.29%	5
3	Out-of-State	11.43%	4
	Total	100%	35

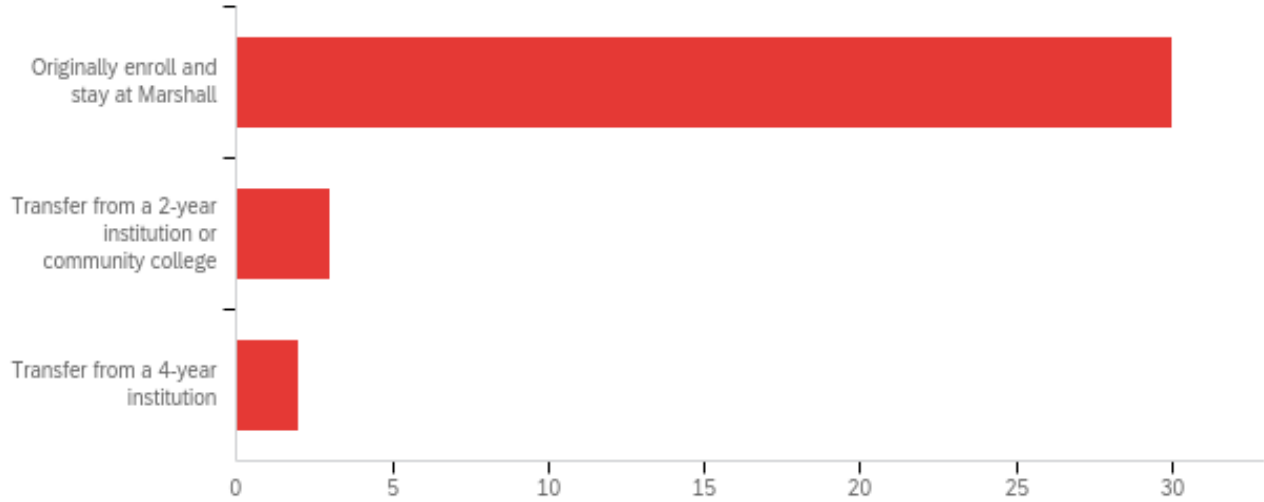
Q4 - Number of semesters enrolled to compete your degree (Note: One semester is equal to fall, spring, or summer, resulting in the potential of three semesters in one year).



#	Answer	%	Count
1	Fewer than 8 semesters	28.57%	10
2	8 semesters	34.29%	12
3	9 semesters	20.00%	7
4	10 semesters	5.71%	2
5	11 semesters	0.00%	0

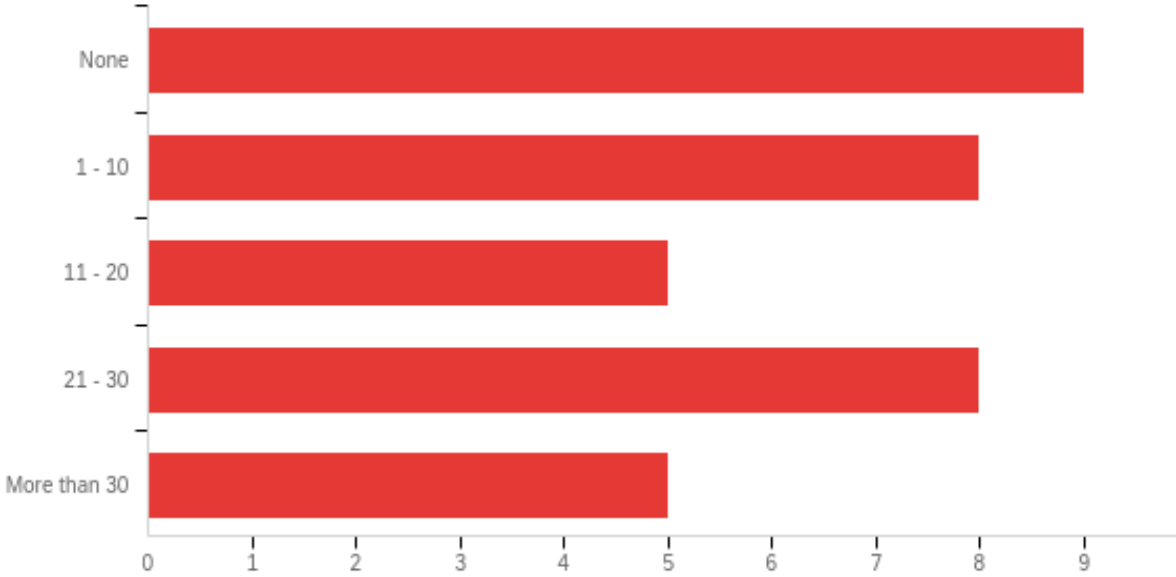
6	12 semesters	5.71%	2
7	13 semesters	0.00%	0
8	14 semesters	0.00%	0
9	15 semesters	0.00%	0
10	16 semesters	5.71%	2
11	17 semesters	0.00%	0
12	18 semesters	0.00%	0
13	19 semesters	0.00%	0
14	20 semesters	0.00%	0
15	More than 20 semesters	0.00%	0
	Total	100%	35

Q5 - While pursuing your degree, did you



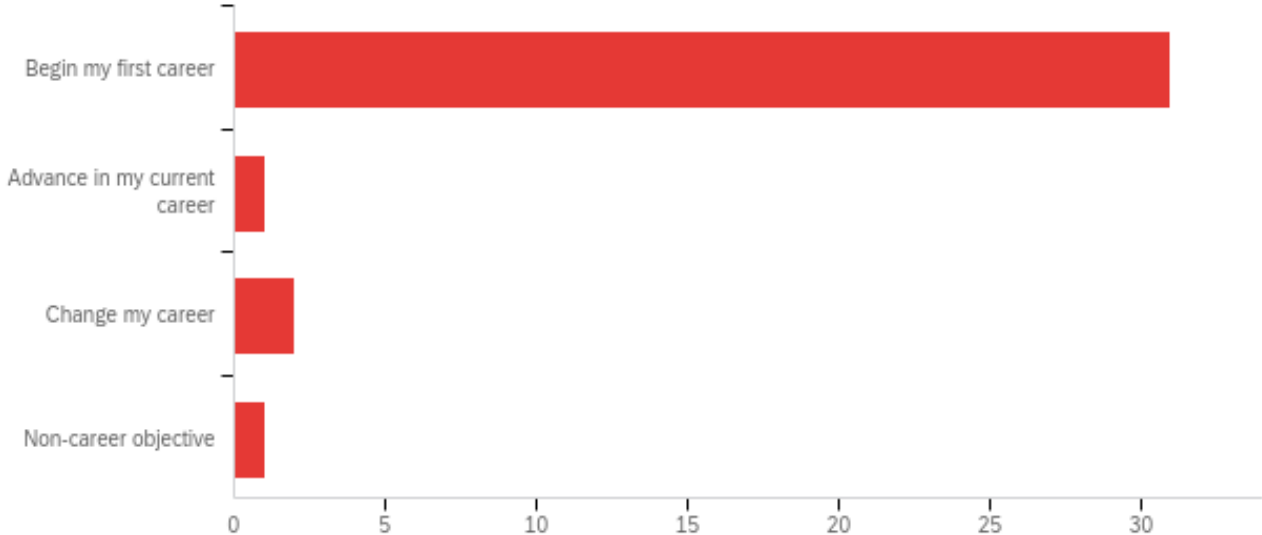
#	Answer	%	Count
1	Originally enroll and stay at Marshall	85.71%	30
2	Transfer from a 2-year institution or community college	8.57%	3
3	Transfer from a 4-year institution	5.71%	2
	Total	100%	35

Q6 - During the last year of your studies, how many hours a week did you work while attending classes?



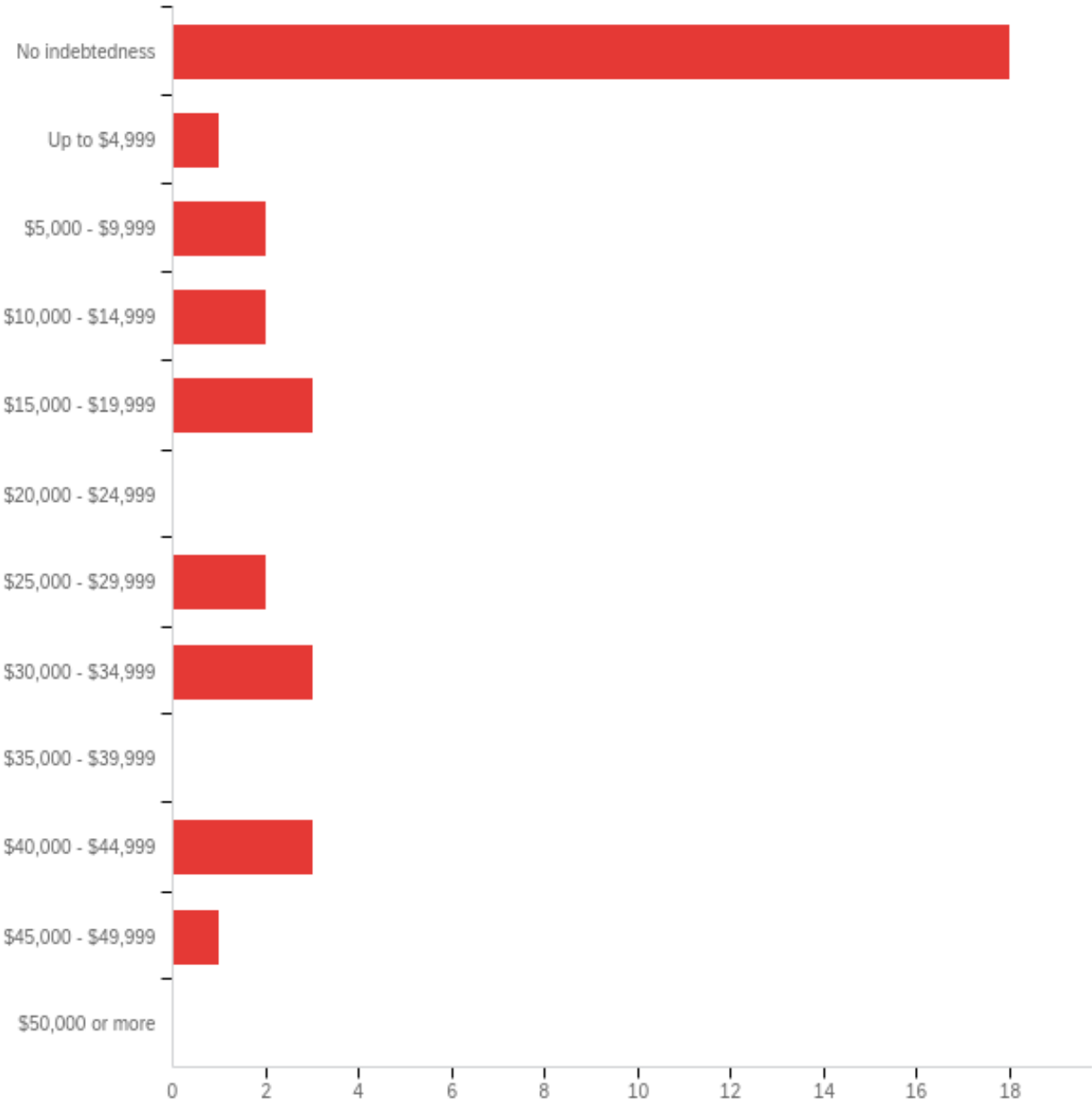
#	Answer	%	Count
1	None	25.71%	9
2	1 - 10	22.86%	8
3	11 - 20	14.29%	5
4	21 - 30	22.86%	8
5	More than 30	14.29%	5
	Total	100%	35

Q7 - Which of the following best describes your educational objective while attending Marshall University?



#	Answer	%	Count
1	Begin my first career	88.57%	31
2	Advance in my current career	2.86%	1
3	Change my career	5.71%	2
4	Non-career objective	2.86%	1
	Total	100%	35

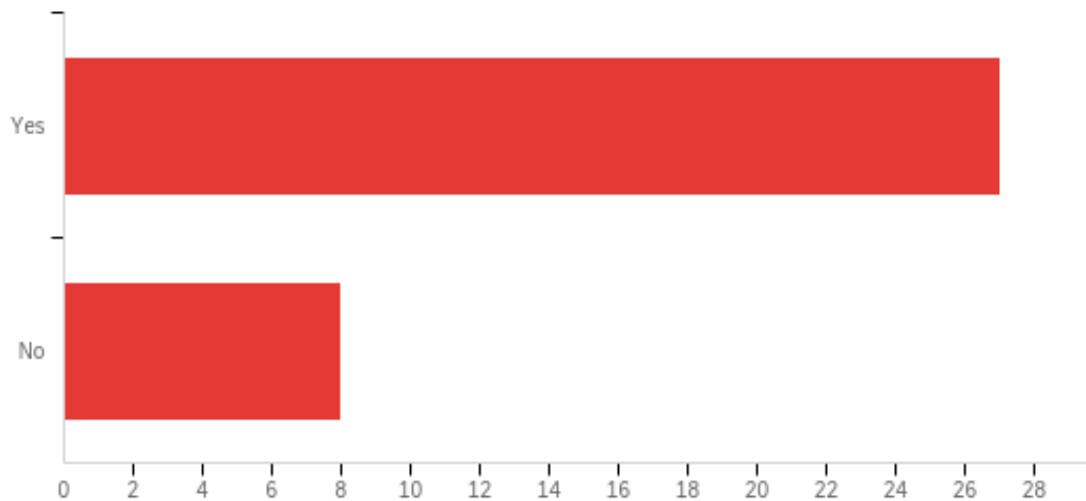
Q8 - Upon graduation, what was the dollar amount of your educational loan indebtedness?



#	Answer	%	Count
1	No indebtedness	51.43%	18
2	Up to \$4,999	2.86%	1
3	\$5,000 - \$9,999	5.71%	2
4	\$10,000 - \$14,999	5.71%	2

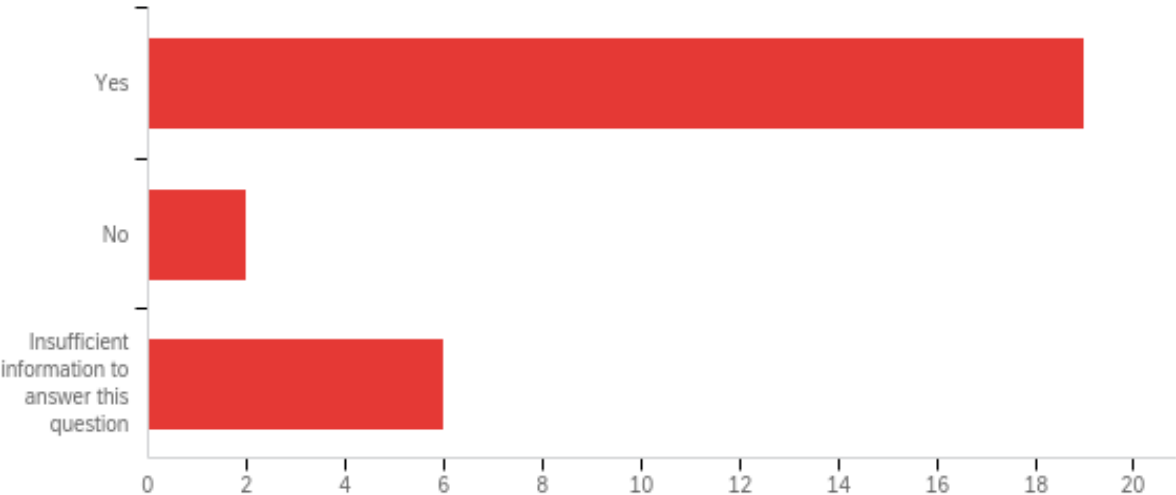
5	\$15,000 - \$19,999	8.57%	3
6	\$20,000 - \$24,999	0.00%	0
7	\$25,000 - \$29,999	5.71%	2
8	\$30,000 - \$34,999	8.57%	3
9	\$35,000 - \$39,999	0.00%	0
10	\$40,000 - \$44,999	8.57%	3
11	\$45,000 - \$49,999	2.86%	1
12	\$50,000 or more	0.00%	0
	Total	100%	35

Q9 - Did you take part in an internship, practicum or other structured work experience related to your major and anticipated career?



#	Answer	%	Count
1	Yes	77.14%	27
2	No	22.86%	8
	Total	100%	35

Q10 - If you answered yes to the previous question, did that experience increase your ability to secure employment or employment offers?



#	Answer	%	Count
1	Yes	70.37%	19
2	No	7.41%	2
3	Insufficient information to answer this question	22.22%	6
	Total	100%	27

Q11 - While pursuing my degree at Marshall University

#	Question	Agree		Neutral		Disagree		Total
1	I developed the ability to write effectively.	88.57%	31	11.43%	4	0.00%	0	35
2	I used numerical information to explore real world problems.	62.86%	22	31.43%	11	5.71%	2	35
3	I learned to find scholarly information, to evaluate it critically and to use it effectively.	88.57%	31	11.43%	4	0.00%	0	35
4	I gained expertise in the use of technology important in my major field.	80.00%	28	11.43%	4	8.57%	3	35
5	I acquired sufficient skills and knowledge to prepare for career-related positions.	85.71%	30	14.29%	5	0.00%	0	35
6	I developed the ability to express myself effectively through speaking.	80.00%	28	14.29%	5	5.71%	2	35
7	I developed multicultural and global perspectives.	80.00%	28	14.29%	5	5.71%	2	35
8	Writing intensive courses helped me to improve my writing skills.	74.29%	26	20.00%	7	5.71%	2	35
9	My classes challenged me to analyze and evaluate issues and to solve real-world problems in a manner that is ethical and supportive of our civic well-being.	82.86%	29	17.14%	6	0.00%	0	35
10	My capstone course challenged me to do my best work.	85.71%	30	14.29%	5	0.00%	0	35
11	I learned to examine issues from multiple perspectives.	91.43%	32	8.57%	3	0.00%	0	35
12	I learned to use what I know to solve novel problems.	91.43%	32	8.57%	3	0.00%	0	35
13	I learned to analyze my own values and to examine other viewpoints and credible evidence.	94.29%	33	5.71%	2	0.00%	0	35
14	I determined how to improve my own learning and to engage in lifelong learning.	91.43%	32	8.57%	3	0.00%	0	35
15	I used knowledge from more than one area of study to explore issues or to solve problems.	88.57%	31	11.43%	4	0.00%	0	35
16	Writing Intensive courses enhanced my learning experience.	55.88%	19	29.41%	10	14.71%	5	34

Q12 - Now that I have completed my degree,

#	Question	Agree		Neutral		Disagree		Total
1	I feel adequately prepared for a career and/or graduate or professional study in my major field.	62.86%	22	31.43%	11	5.71%	2	35
2	I believe that Marshall University's program in my major field is of high quality.	71.43%	25	22.86%	8	5.71%	2	35
3	I would recommend to others that they study the same program at Marshall.	74.29%	26	22.86%	8	2.86%	1	35
4	I would recommend Marshall to prospective students.	80.00%	28	14.29%	5	5.71%	2	35

Q13 - Please rate your level of satisfaction with the quality of the following at Marshall:

#	Question	Satisfied		Neutral		Dissatisfied		Total
1	Teaching	88.57%	31	11.43%	4	0.00%	0	35
2	Advising	57.14%	20	22.86%	8	20.00%	7	35
3	Academic Support Services	51.43%	18	40.00%	14	8.57%	3	35
4	Classroom/Lab Facilities	45.71%	16	31.43%	11	22.86%	8	35

Q16 - Which of the following will BEST describe your status after graduation? Please select only ONE of the following categories.

#	Answer	%	Count
1	Employed full time (on average 30 hours or more per week).	20.59%	7
2	Employed part time (on average fewer than 30 hours per week)	5.88%	2
3	Participating in a volunteer or service program (e.g., Peace Corps, AmeriCorps, City Year, etc.)	0.00%	0
4	Serving in the United States Military	0.00%	0
5	Enrolled in further education	14.71%	5
6	Seeking employment	52.94%	18
7	Planning to continue education but not yet enrolled	5.88%	2
8	Not seeking employment or continuing education at this time.	0.00%	0
	Total	100%	34

Q15 - Please provide the name of your employer AND your employer's location (e.g., city, state or country if outside the United States).

Please provide the name of your employer AND your employer's location (e.g., city, state or country if outside the United States).

Kiddie Kollege Daycare - it's a summer job

FedEx Express, Huntington Tri-State Airport, Wv.

Meltwater in Charlotte NC

RenewAll Inc. ; Huntington, WV

-Occupational Therapy (Cabell County schools) -Temporary Internship West Edge Factory

Q16 - If employed, please provide your job title.

If employed, please provide your job title.

Kindergarten teacher

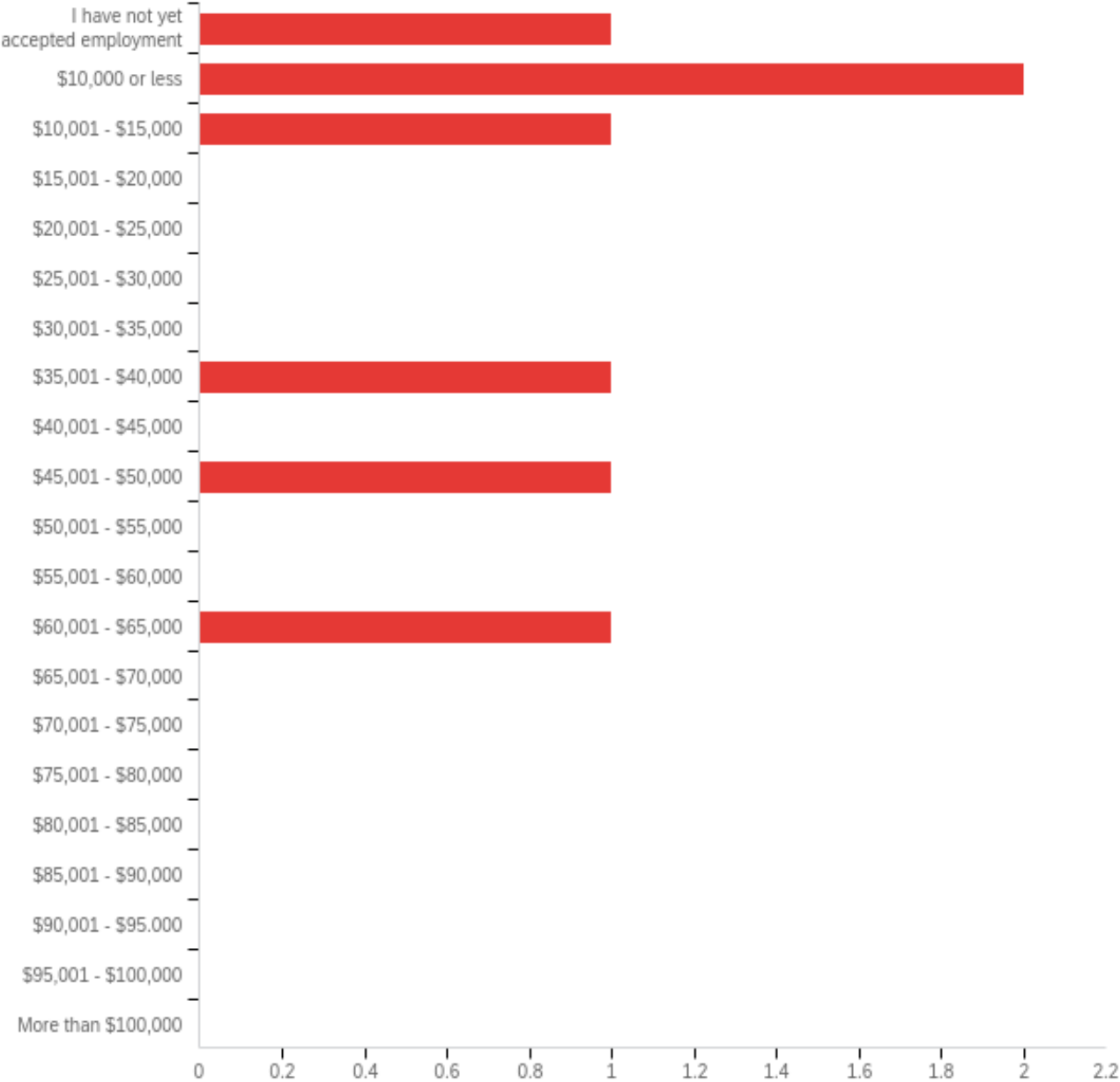
Material Handler

SAAS - Sales Consultant

Community Engagement Coordinator

Training Consultant for Transitional Program students and art internship at WestEdge

Q17 - If employed, what is your annual base salary in U. S. dollars? (Please choose the appropriate range).



#	Answer	%	Count
1	I have not yet accepted employment	14.29%	1
2	\$10,000 or less	28.57%	2
3	\$10,001 - \$15,000	14.29%	1
4	\$15,001 - \$20,000	0.00%	0
5	\$20,001 - \$25,000	0.00%	0

6	\$25,001 - \$30,000	0.00%	0
7	\$30,001 - \$35,000	0.00%	0
8	\$35,001 - \$40,000	14.29%	1
9	\$40,001 - \$45,000	0.00%	0
10	\$45,001 - \$50,000	14.29%	1
11	\$50,001 - \$55,000	0.00%	0
12	\$55,001 - \$60,000	0.00%	0
13	\$60,001 - \$65,000	14.29%	1
14	\$65,001 - \$70,000	0.00%	0
15	\$70,001 - \$75,000	0.00%	0
16	\$75,001 - \$80,000	0.00%	0
17	\$80,001 - \$85,000	0.00%	0
18	\$85,001 - \$90,000	0.00%	0
19	\$90,001 - \$95,000	0.00%	0
20	\$95,001 - \$100,000	0.00%	0
21	More than \$100,000	0.00%	0
	Total	100%	7

Q18 - Guaranteed first-year bonus amount in U. S. dollars, if you are receiving one.

There were no responses to this item.

Q19 - Please provide the name of the service organization as well as assignment city and state (or country if outside the U. S.).

There were no responses to this item.

Q20 - What is your role or title within the Service Organization?

There were no responses to this item.

Q21 - Please choose your military service branch and provide your rank in the text box next to the service branch you select.

There were no responses to this item.

Q22 - Please provide the name of the higher education institution and location (city, state, country [if outside U.S.]) you plan to attend.

Please provide the name of the higher education institution and location (city, state, country [if outside U.S.]) you plan to attend.

Marshall University Huntington WV 25703

I don't know

Savannah College of Art and Design

Marshall University Huntington, WV

I have not yet committed to a school.

Q23 - What program of study will you pursue?

Music History

MAT

Design for Sustainability

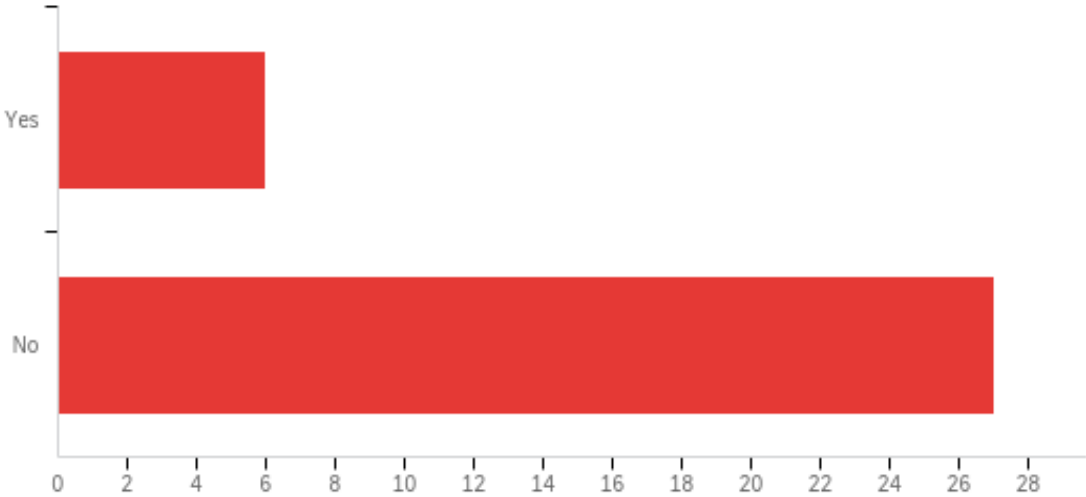
Communications Studies

Law

Q24 - What degree will you pursue at this institution?

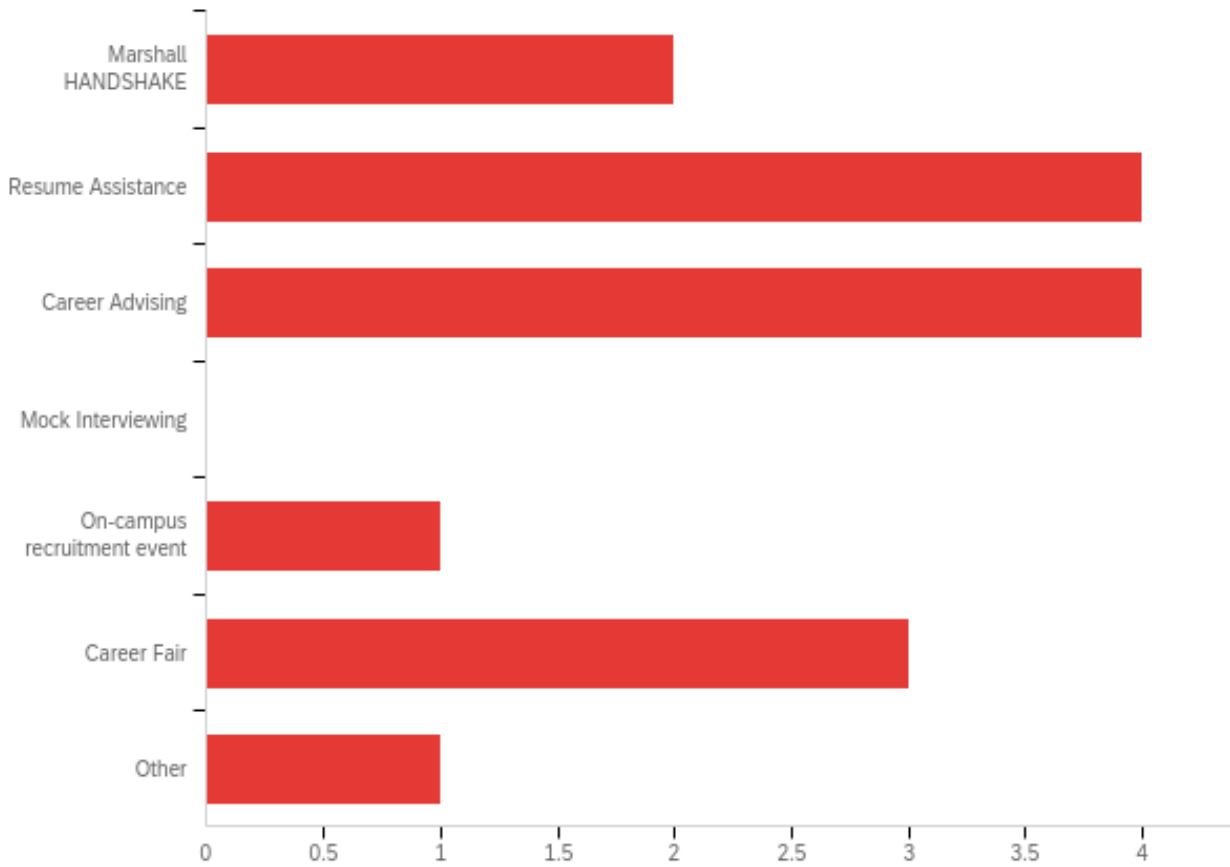
#	Answer	%	Count
1	Associate's Degree	0.00%	0
2	Bachelor's Degree	0.00%	0
3	Master's Degree	80.00%	4
4	Education Specialist (EdS)	0.00%	0
5	Doctor of Education (EdD)	0.00%	0
6	Doctor of Philosophy (PhD)	0.00%	0
7	Doctor of Medicine (MD)	0.00%	0
8	Doctor of Osteopathic Medicine (DO)	0.00%	0
9	Doctor of Physical Therapy (DPT)	0.00%	0
10	Doctor of Pharmacy (PharmD)	0.00%	0
11	Doctor of Law (JD)	20.00%	1
12	Doctor of Nurse Anesthesia Practice (DNAP)	0.00%	0
13	Doctor of Psychology (PsyD)	0.00%	0
14	Doctor of Audiology (AudD)	0.00%	0
15	Doctor of Optometry (OD)	0.00%	0
16	Doctor of Veterinary Medicine (DVM)	0.00%	0
17	Doctor of Musical Arts (DMA)	0.00%	0
18	Other (Please specify)	0.00%	0
	Total	100%	5

Q25 - Did you use Career Services to help you with your career plans?



#	Answer	%	Count
1	Yes	18.18%	6
2	No	81.82%	27
	Total	100%	33

Q26 - If you answered "yes" to the previous question, please indicate all services used.



#	Answer	%	Count
1	Marshall HANDSHAKE	13.33%	2
2	Resume Assistance	26.67%	4
3	Career Advising	26.67%	4
4	Mock Interviewing	0.00%	0
5	On-campus recruitment event	6.67%	1
6	Career Fair	20.00%	3
7	Other	6.67%	1
	Total	100%	15

Q28_7_TEXT – Other: Undecided class