



**Marshall University Graduation Survey Report  
College of Health Professions  
Academic Year 2021 – 2022**

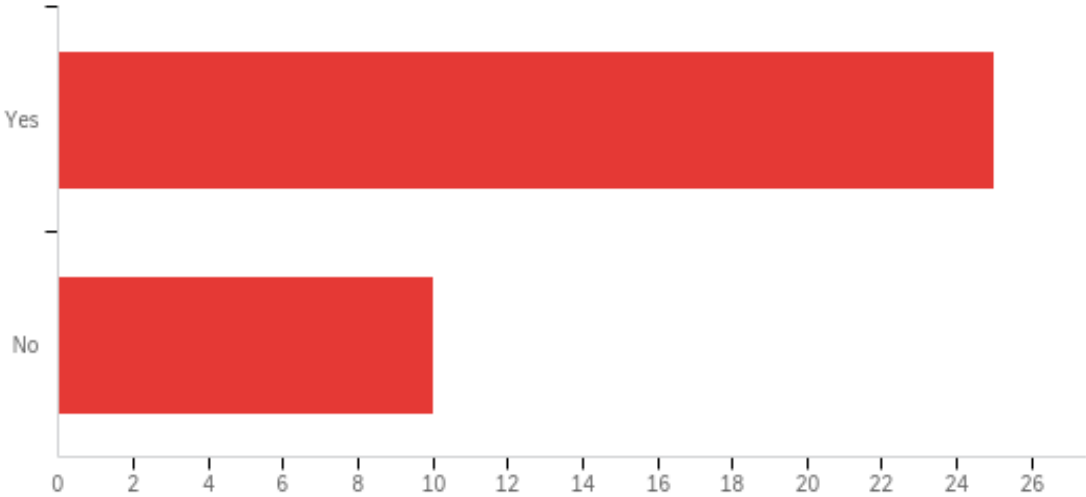
**Q1 - Please indicate your level of satisfaction with these elements of your experience in the Bachelor of Science in Nursing Program:**

#	Question	Satisfied		Neutral		Dissatisfied		Total
1	Overall Satisfaction of MU's BSN Nursing Program.	74.29%	26	17.14%	6	8.57%	3	35
2	Satisfaction of MU's BSN Nursing Program in preparing me for my present or anticipated position.	74.29%	26	20.00%	7	5.71%	2	35
3	Quality of instruction in BSN courses.	57.14%	20	31.43%	11	11.43%	4	35
4	Quality of the clinical rotation experiences.	62.86%	22	31.43%	11	5.71%	2	35
5	Adequacy of the student laboratory facility.	77.14%	27	20.00%	7	2.86%	1	35
6	Availability of laboratory instructional supplies.	74.29%	26	22.86%	8	2.86%	1	35
7	Appropriateness of exams and other evaluation methods.	71.43%	25	17.14%	6	11.43%	4	35
8	Adequacy of the library facilities.	88.57%	31	11.43%	4	0.00%	0	35

**Q2 - Please indicate your level of satisfaction with the extent to which the Bachelor of Science in Nursing (BSN) Program has prepared you to:**

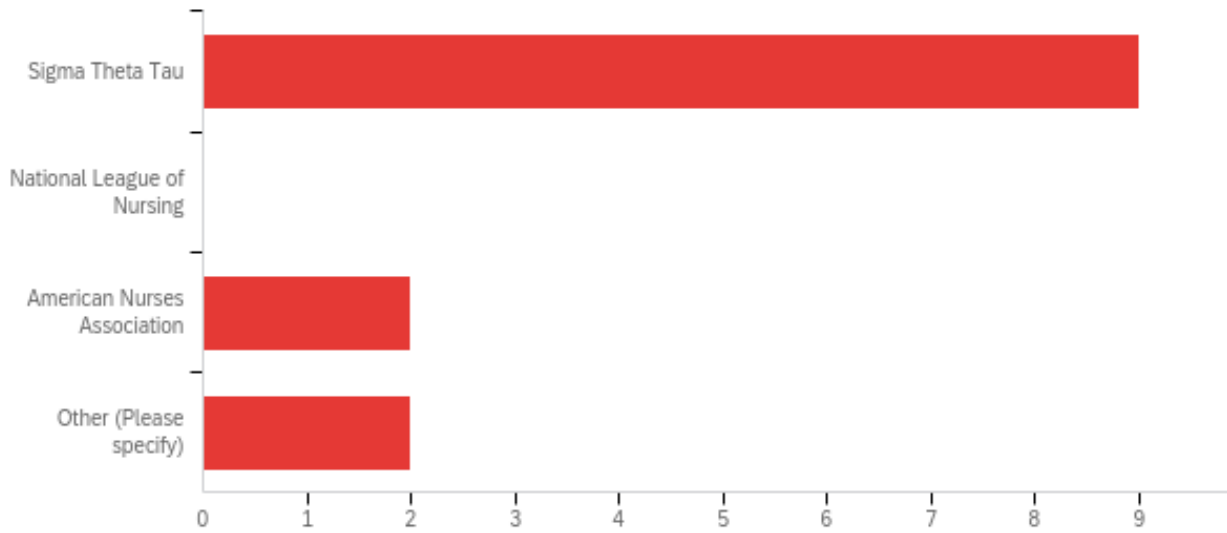
#	Question	Satisfied		Neutral		Dissatisfied		Total
1	Use the nursing process to provide nursing care to individuals, families, groups, and communities in multiple settings, considering cultural diversity.	85.71%	30	14.29%	5	0.00%	0	35
2	Synthesize theoretical and empirical knowledge from nursing, natural and social sciences, and the humanities to promote, maintain, and restore health throughout the life span.	91.43%	32	8.57%	3	0.00%	0	35
3	Promote health care through communication and collaboration with clients and other health care providers.	88.57%	31	5.71%	2	5.71%	2	35
4	Coordinate comprehensive nursing care through the application of management and leadership skills, including prioritizing and delegation of care.	82.86%	29	11.43%	4	5.71%	2	35
5	Use clinical and critical reasoning to address simple and complex situations.	91.18%	31	5.88%	2	2.94%	1	34
6	Integrate evidence-based practice into nursing care.	94.12%	32	5.88%	2	0.00%	0	34
7	Perform as a responsible and accountable member of the profession who practices nursing legally and ethically.	91.18%	31	5.88%	2	2.94%	1	34
8	Examine professional activities that help define the scope of nursing practice, set health policies and improve the health of the public.	85.29%	29	5.88%	2	8.82%	3	34

**Q3 - Would you recommend the undergraduate BSN program to a close friend?**



#	Answer	%	Count
1	Yes	71.43%	25
2	No	28.57%	10
	Total	100%	35

**Q4 - Do you belong to any of the following organizations? (Please mark all that apply)**



#	Answer	%	Count
1	Sigma Theta Tau	69.23%	9
2	National League of Nursing	0.00%	0
3	American Nurses Association	15.38%	2
4	Other (Please specify)	15.38%	2
	Total	100%	13

**Q4\_4\_TEXT - Other (Please specify)**

Other (Please specify) - Text

---

Student Nurse Association

---

Alpha Delta Nu

**Q5 - Please list any suggestions so that the SON can improve its nursing program for future students.**

**All responses were shared with the School of Nursing.**

**Q6 - Please indicate your level of satisfaction with these elements of your experience in the Clinical Laboratory Science Program:**

#	Question	Satisfied		Neutral		Dissatisfied		Total
1	Effectiveness of MU's CLS Program in preparing me for the Registry or Certification Exam.	100.00%	4	0.00%	0	0.00%	0	4
2	Effectiveness of MU's CLS Program in preparing me for my present or anticipated position.	100.00%	4	0.00%	0	0.00%	0	4
3	Adequacy of the student laboratory facility.	50.00%	2	50.00%	2	0.00%	0	4
4	Availability of laboratory instructional supplies.	50.00%	2	50.00%	2	0.00%	0	4
5	Quality of the clinical rotation experiences.	100.00%	4	0.00%	0	0.00%	0	4
6	Appropriateness of exams and other evaluation methods.	100.00%	4	0.00%	0	0.00%	0	4
7	Quality of instruction in CLS courses	75.00%	3	25.00%	1	0.00%	0	4
8	Adequacy of the library facilities	100.00%	4	0.00%	0	0.00%	0	4

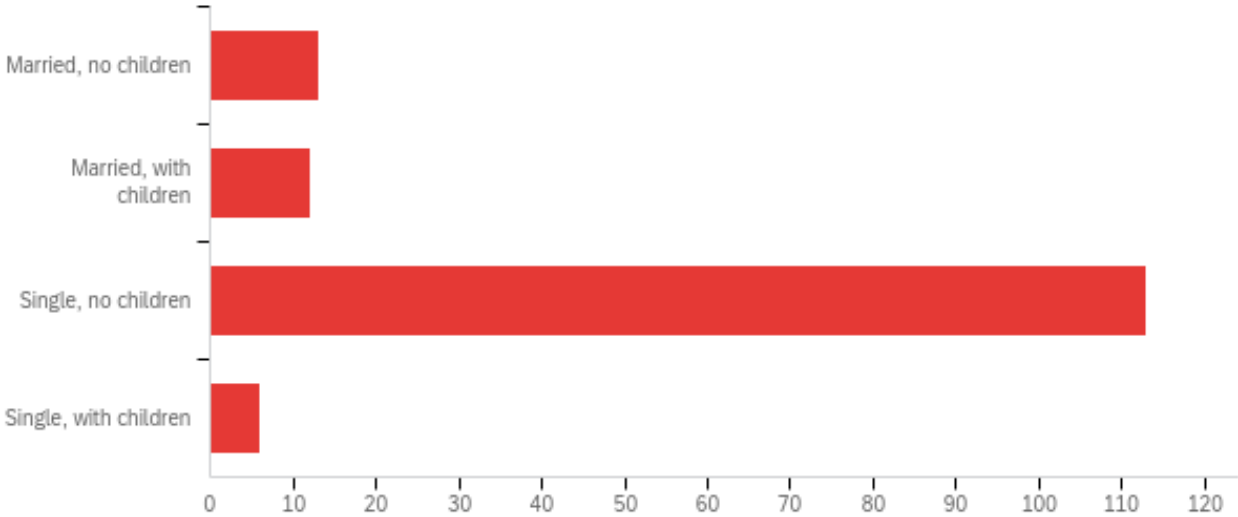
**Q7 - Please indicate your level of satisfaction with the extent to which your education in the Social Work Department has prepared you to**

#	Question	Satisfied		Neutral		Dissatisfied		Total
1	Apply critical thinking skills within the context of professional social work practice.	100.00%	11	0.00%	0	0.00%	0	11
2	Practice within the values and ethics of the social work profession and with an understanding of and respect for the positive value of diversity.	100.00%	11	0.00%	0	0.00%	0	11
3	Demonstrate professional use of self.	100.00%	11	0.00%	0	0.00%	0	11
4	Understand the forms and mechanisms of oppression and discrimination; and apply the strategies and skills of change that advance social and economic justice.	81.82%	9	18.18%	2	0.00%	0	11
5	Understand the history of the social work profession and its current structures and issues.	90.91%	10	9.09%	1	0.00%	0	11
6	Apply the knowledge and skills of generalist social work to practice with systems of all sizes.	90.91%	10	9.09%	1	0.00%	0	11
7	Apply knowledge of bio-psycho-social variables that affect the individual development and behavior, and use theoretical frameworks to understand the interactions among individuals and between individuals and social systems (i.e., families, groups, organizations and communities).	100.00%	11	0.00%	0	0.00%	0	11
8	Analyze the impact of social policies on client systems, workers, and agencies.	100.00%	11	0.00%	0	0.00%	0	11
9	Evaluate research studies and apply findings to practice, and under supervision, evaluate own practice interventions and those of other relevant systems.	90.91%	10	9.09%	1	0.00%	0	11
10	Use communication skills differentially with a variety of client populations, colleagues, and members of the community.	100.00%	11	0.00%	0	0.00%	0	11
11	Use supervision appropriate to generalist practice.	100.00%	11	0.00%	0	0.00%	0	11
12	Understand the unique social problems and characteristics of Appalachia and apply practice skills and knowledge in working with populations and institutions in Appalachia.	90.91%	10	9.09%	1	0.00%	0	11
13	Function within the structure of organizations and service delivery systems and, under supervision, seek necessary organizational change.	81.82%	9	18.18%	2	0.00%	0	11
14	Apply learning skills in the continuing pursuit of knowledge and professional development.	100.00%	11	0.00%	0	0.00%	0	11

**Q8 - Please indicate your level of satisfaction with these elements of your experience in the College of Health Professions.**

#	Question	Satisfied		Neutral		Dissatisfied		Total
1	Overall quality of program	84.14%	122	13.10%	19	2.76%	4	145
2	Overall quality of instruction in program	83.33%	120	12.50%	18	4.17%	6	144
3	Quality of academic advising	63.45%	92	22.76%	33	13.79%	20	145
4	Availability of faculty for assistance	75.69%	109	18.75%	27	5.56%	8	144
5	Quality of the clinical experience	74.31%	107	21.53%	31	4.17%	6	144
6	Ability of faculty to meet my needs as a learner	82.76%	120	14.48%	21	2.76%	4	145
7	Development of critical thinking and problem-solving ability	90.34%	131	8.97%	13	0.69%	1	145
8	Development of writing skills	80.42%	115	18.88%	27	0.70%	1	143
9	Development of verbal communication skills	86.11%	124	12.50%	18	1.39%	2	144
10	Development of cognitive, psychomotor, and affective skills necessary to my profession	87.59%	127	12.41%	18	0.00%	0	145
11	Preparation for my level of professional practice	82.76%	120	15.86%	23	1.38%	2	145
12	Contributed to my growth as a professional who is able to provide services to the community and to the profession	89.58%	129	10.42%	15	0.00%	0	144

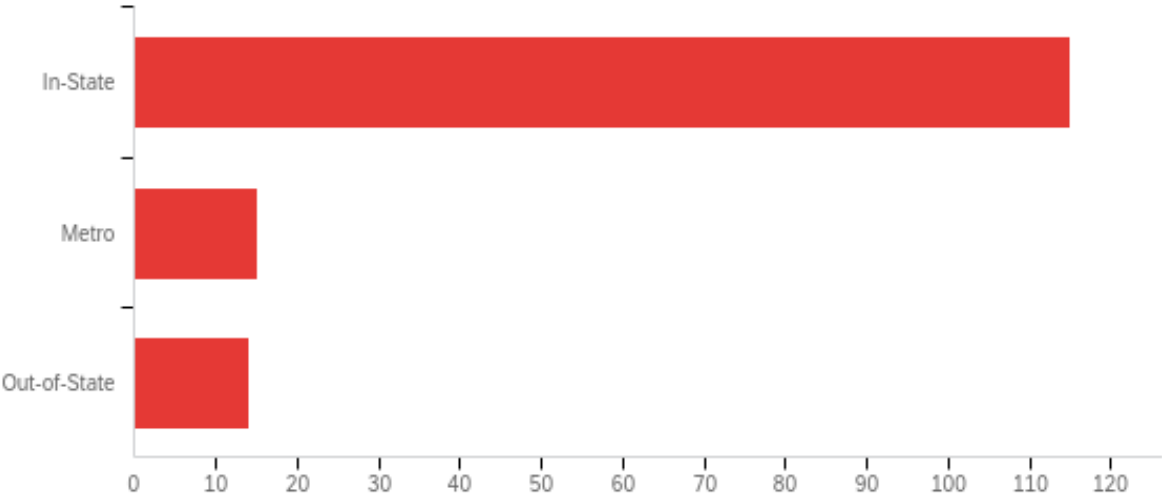
### Q9 - Family Status



#	Answer	%	Count
1	Married, no children	9.03%	13
2	Married, with children	8.33%	12
3	Single, no children	78.47%	113
4	Single, with children	4.17%	6
	Total	100%	144

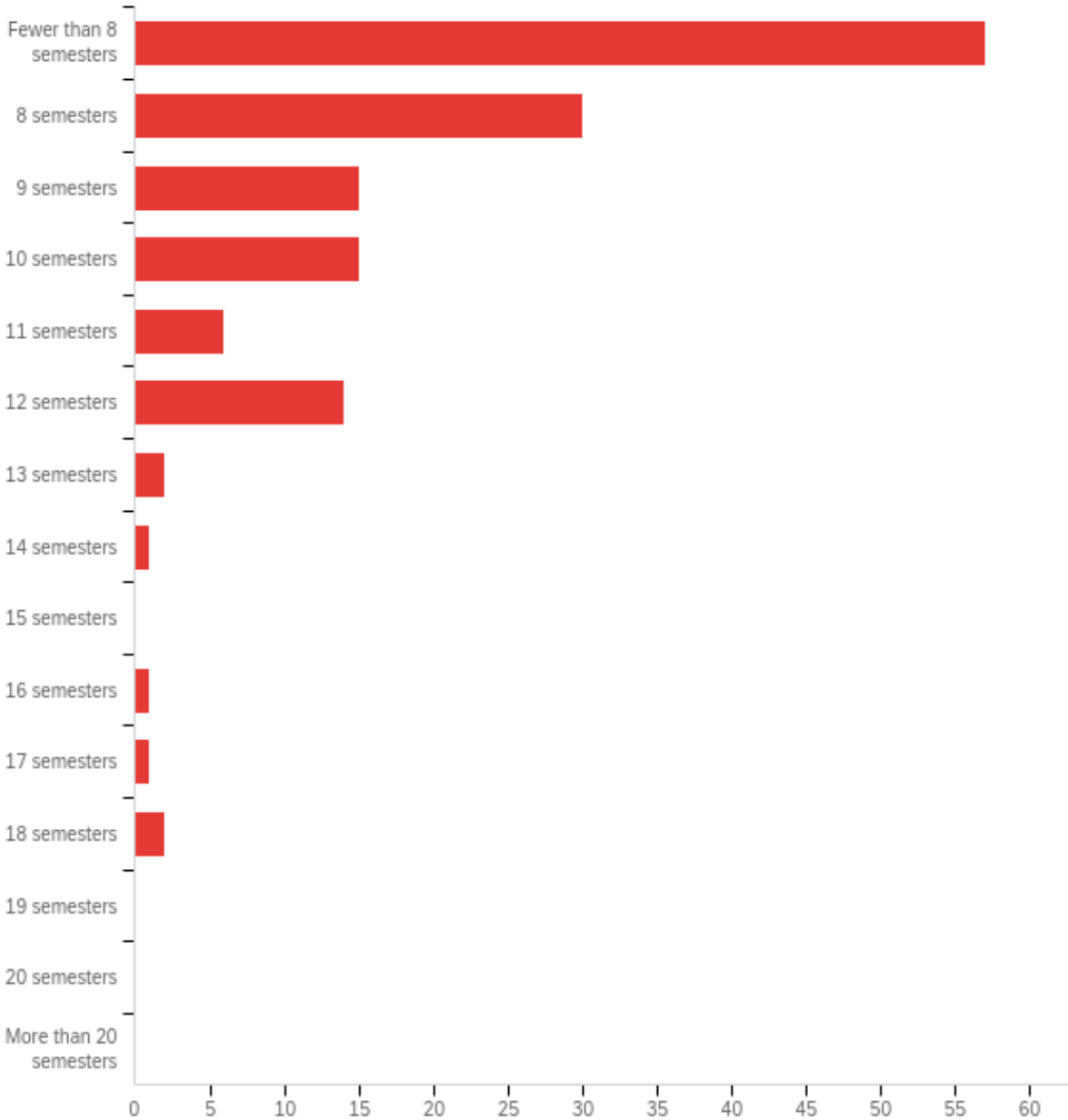


**Q10 - Residence at time of admission**



#	Answer	%	Count
1	In-State	79.86%	115
2	Metro	10.42%	15
3	Out-of-State	9.72%	14
	Total	100%	144

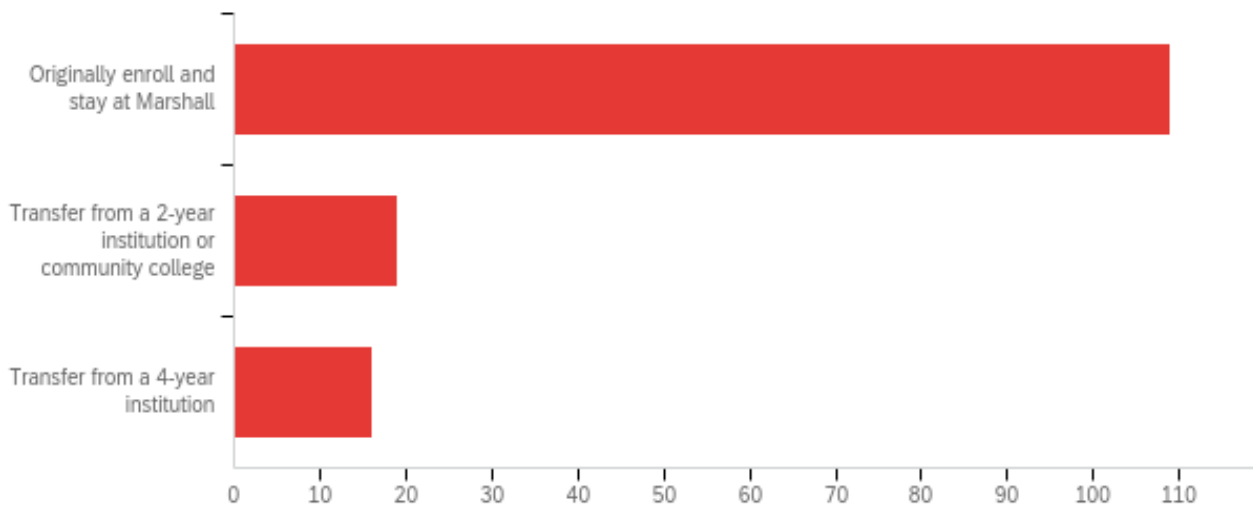
**Q11 - Number of semesters enrolled to compete your degree (Note: One semester is equal to fall, spring, or summer, resulting in the potential of three semesters in one year).**



#	Answer	%	Count
1	Fewer than 8 semesters	39.58%	57
2	8 semesters	20.83%	30
3	9 semesters	10.42%	15
4	10 semesters	10.42%	15
5	11 semesters	4.17%	6

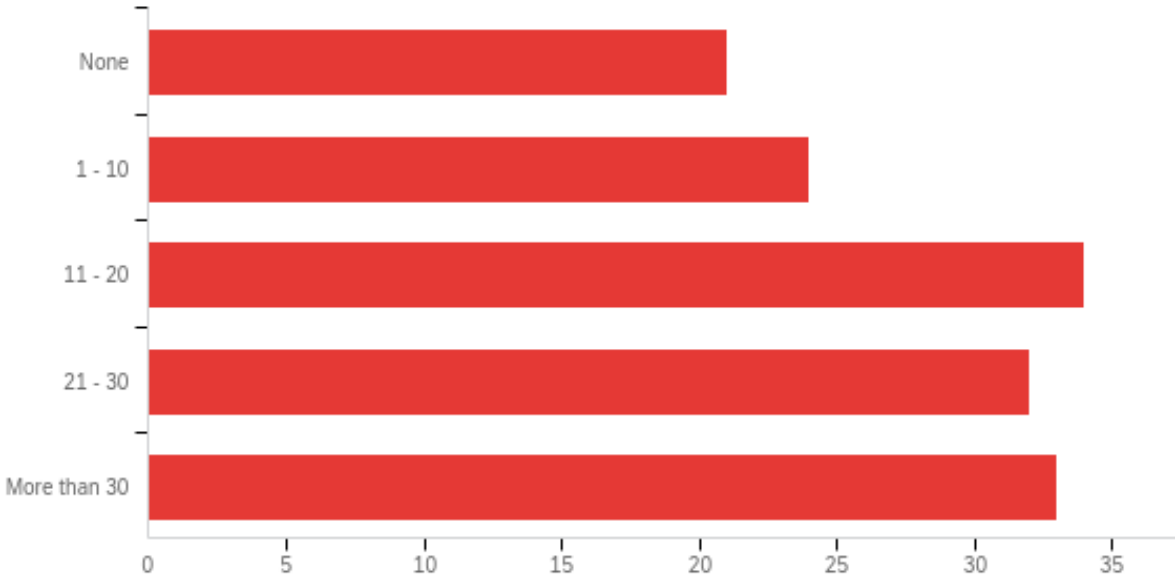
6	12 semesters	9.72%	14
7	13 semesters	1.39%	2
8	14 semesters	0.69%	1
9	15 semesters	0.00%	0
10	16 semesters	0.69%	1
11	17 semesters	0.69%	1
12	18 semesters	1.39%	2
13	19 semesters	0.00%	0
14	20 semesters	0.00%	0
15	More than 20 semesters	0.00%	0
	Total	100%	144

**Q12 - While pursuing your degree, did you**



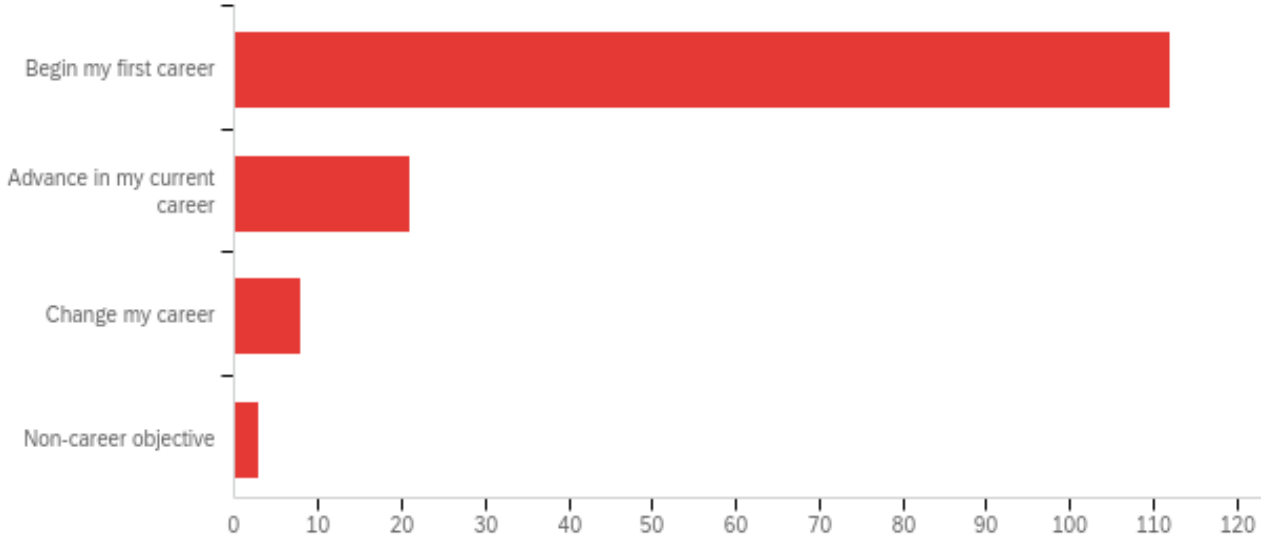
#	Answer	%	Count
1	Originally enroll and stay at Marshall	75.69%	109
2	Transfer from a 2-year institution or community college	13.19%	19
3	Transfer from a 4-year institution	11.11%	16
	Total	100%	144

**Q13 - During the last year of your studies, how many hours a week did you work while attending classes?**



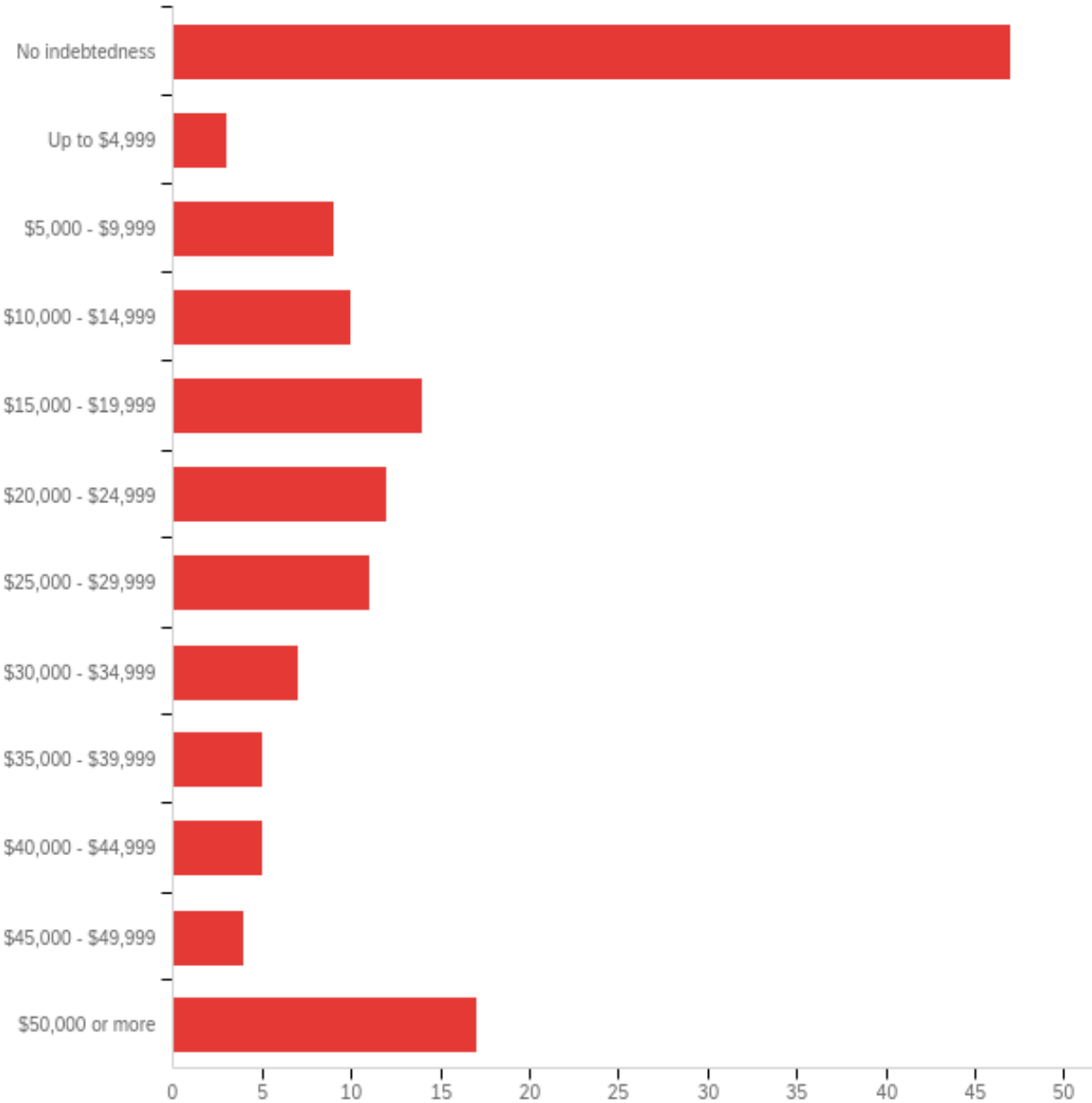
#	Answer	%	Count
1	None	14.58%	21
2	1 - 10	16.67%	24
3	11 - 20	23.61%	34
4	21 - 30	22.22%	32
5	More than 30	22.92%	33
	Total	100%	144

**Q14 - Which of the following best describes your educational objective while attending Marshall University?**



#	Answer	%	Count
1	Begin my first career	77.78%	112
2	Advance in my current career	14.58%	21
3	Change my career	5.56%	8
4	Non-career objective	2.08%	3
	Total	100%	144

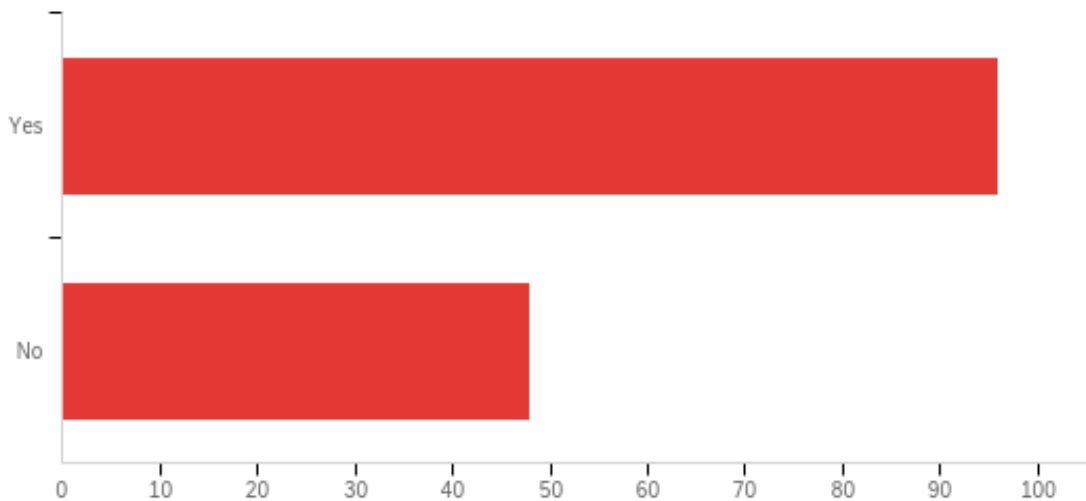
**Q15 - Upon graduation, what was the dollar amount of your educational loan indebtedness?**



#	Answer	%	Count
1	No indebtedness	32.64%	47
2	Up to \$4,999	2.08%	3
3	\$5,000 - \$9,999	6.25%	9
4	\$10,000 - \$14,999	6.94%	10
5	\$15,000 - \$19,999	9.72%	14

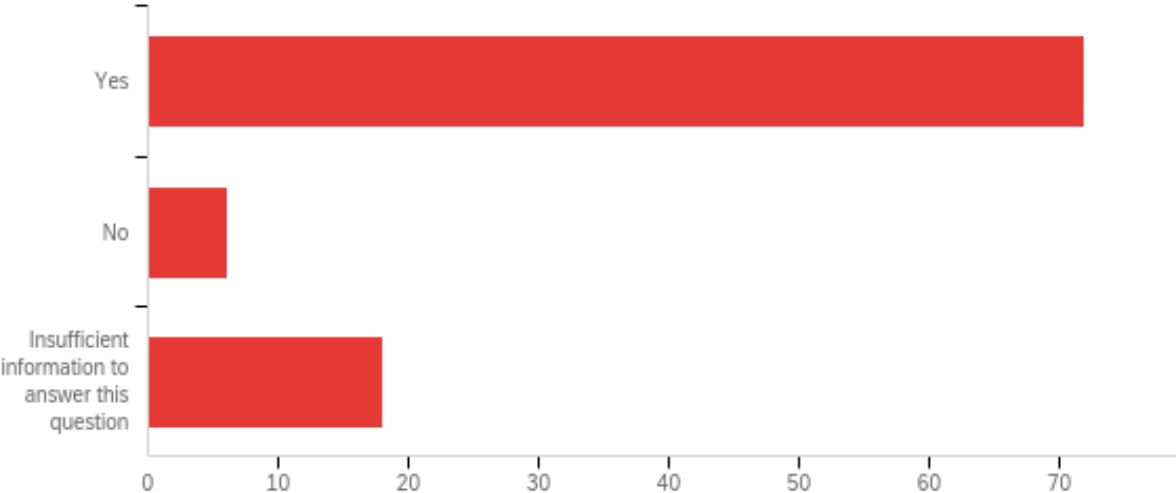
6	\$20,000 - \$24,999	8.33%	12
7	\$25,000 - \$29,999	7.64%	11
8	\$30,000 - \$34,999	4.86%	7
9	\$35,000 - \$39,999	3.47%	5
10	\$40,000 - \$44,999	3.47%	5
11	\$45,000 - \$49,999	2.78%	4
12	\$50,000 or more	11.81%	17
	Total	100%	144

**Q16 - Did you take part in an internship, practicum or other structured work experience related to your major and anticipated career?**



#	Answer	%	Count
1	Yes	66.67%	96
2	No	33.33%	48
	Total	100%	144

**Q17 - If you answered yes to the previous question, did that experience increase your ability to secure employment or employment offers?**



#	Answer	%	Count
1	Yes	75.00%	72
2	No	6.25%	6
3	Insufficient information to answer this question	18.75%	18
	Total	100%	96



## Q18 - While pursuing my degree at Marshall University

#	Question	Agree		Neutral		Disagree		Total
1	I developed the ability to write effectively.	84.29%	118	15.71%	22	0.00%	0	140
2	I used numerical information to explore real world problems.	77.86%	109	19.29%	27	2.86%	4	140
3	I learned to find scholarly information, to evaluate it critically and to use it effectively.	92.86%	130	6.43%	9	0.71%	1	140
4	I gained expertise in the use of technology important in my major field.	82.86%	116	14.29%	20	2.86%	4	140
5	I acquired sufficient skills and knowledge to prepare for career-related positions.	91.43%	128	6.43%	9	2.14%	3	140
6	I developed the ability to express myself effectively through speaking.	86.43%	121	12.14%	17	1.43%	2	140
7	I developed multicultural and global perspectives.	79.29%	111	19.29%	27	1.43%	2	140
8	Writing intensive courses helped me to improve my writing skills.	72.14%	101	20.00%	28	7.86%	11	140
9	My classes challenged me to analyze and evaluate issues and to solve real-world problems in a manner that is ethical and supportive of our civic well-being.	91.43%	128	7.14%	10	1.43%	2	140
10	My capstone course challenged me to do my best work.	79.86%	111	15.11%	21	5.04%	7	139
11	I learned to examine issues from multiple perspectives.	94.24%	131	5.76%	8	0.00%	0	139
12	I learned to use what I know to solve novel problems.	88.49%	123	11.51%	16	0.00%	0	139
13	I learned to analyze my own values and to examine other viewpoints and credible evidence.	92.86%	130	7.14%	10	0.00%	0	140
14	I determined how to improve my own learning and to engage in lifelong learning.	92.14%	129	7.86%	11	0.00%	0	140
15	I used knowledge from more than one area of study to explore issues or to solve problems.	95.00%	133	4.29%	6	0.71%	1	140
16	Writing Intensive courses enhanced my learning experience.	69.29%	97	20.00%	28	10.71%	15	140

**Q19 - Now that I have completed my degree,**

#	Question	Agree		Neutral		Disagree		Total
1	I feel adequately prepared for a career and/or graduate or professional study in my major field.	85.00%	119	12.14%	17	2.86%	4	140
2	I believe that Marshall University's program in my major field is of high quality.	76.43%	107	19.29%	27	4.29%	6	140
3	I would recommend to others that they study the same program at Marshall.	80.58%	112	12.95%	18	6.47%	9	139
4	I would recommend Marshall to prospective students.	86.23%	119	10.14%	14	3.62%	5	138

**Q20 - Please rate your level of satisfaction with the quality of the following at Marshall**

#	Question	Satisfied		Neutral		Dissatisfied		Total
1	Teaching	79.29%	111	17.14%	24	3.57%	5	140
2	Advising	62.86%	88	22.14%	31	15.00%	21	140
3	Academic Support Services	69.29%	97	27.14%	38	3.57%	5	140
4	Classroom/Lab Facilities	78.42%	109	19.42%	27	2.16%	3	139

**Q21 - Which of the following will BEST describe your status after graduation? Please select only ONE of the following categories.**

#	Answer	%	Count
1	Employed full time (on average 30 hours or more per week).	54.68%	76
2	Employed part time (on average fewer than 30 hours per week)	2.88%	4
3	Participating in a volunteer or service program (e.g., Peace Corps, AmeriCorps, City Year, etc.)	0.00%	0
4	Serving in the United States Military	0.00%	0
5	Enrolled in further education	20.14%	28
6	Seeking employment	10.07%	14
7	Planning to continue education but not yet enrolled	11.51%	16
8	Not seeking employment or continuing education at this time.	0.72%	1
	Total	100%	139

**Q22 - Please provide the name of your employer AND your employer's location (e.g., city, state or country if outside the United States).**

Please provide the name of your employer AND your employer's location (e.g., city, state or country if outside the United States).

Cabell Huntington Hospital

Miami Valley Hospital, Dayton Ohio

Amazon

St. Mary's Hospital Huntington West Virginia

St. Mary's Medical Center in Huntington WV

St Mary's medical center. Huntington, WV

CAMC Women and Children's Hospital in Charleston, WV

Saint Mary's Medical Center; Huntington WV

Charleston Area Medical Center - Charleston, WV

Holzer Health System

CAMC Hospital in Charleston, WV

Nationwide Children's Hospital; Columbus, OH

Cabell Huntington Hospital

WV DMV Charleston WV

CAMC

St Mary's Medical Center Huntington WV

Thomas memorial hospital Charleston, WV

CAMC Memorial in Kanawha City, WV

Thomas Memorial south Charleston, WV

Wendy's Huntington, WV

CAMC Women and Children Charleston WV

Cabell Huntington Health Department

St Marys Medical Center Huntington WV

CAMC Teays Valley ER

Cabell Huntington Hospital: Huntington, West Virginia

CAMC Teays Valley WV

Cabell Huntington Hospital, Huntington Wv

---

Orangetheory Fitness, West Virginia

---

Marshall Health Byrd Center

---

CAMC Charleston, WV

---

Huntington WV

---

St. Mary's Medical Center Huntington, WV

---

Cabell Huntington Hospital, Huntington WV

---

Cabell Huntington Hospital

---

CAMC General

---

CAMC Charleston, WV

---

University of Virginia Hospital

---

River Park Hospital, Huntington, WV

---

Cabell Huntington Hospital

---

St. Mary's Medical Center Huntington Wv

---

Camc memorial hospital, Charleston WV

---

Cabell Huntington Hospital

---

St. Mary's Medical Center - Huntington, WV

---

WV Supreme Court

---

Thomas Health, south Charleston

---

Cabell Huntington Hospital Huntington, WV

---

Bellaire at Devonshire in Scott Depot, WV.

---

Mountain Health Network; WV

---

Clark County Job and Family Services Child Protective Services Division Springfield, OH

---

St. Mary's medical center

---

SMMC

---

CAMC Teays Valley, WV

---

St marys hospital Huntington wv

---

St Mary's medical center

---

Cabell Huntington Hospital

---

Travel nurse across America Arkansas

---

St Mary's Medical Center Huntington, WV

---

Princeton Community Hospital

---

St Mary's medical center, Huntington, WV

---

The HeroCompany, LA, Ca

---

Cabell Huntington Hospital, Huntington WV

---

Robert ngumire Huntington wv

---

Texas Roadhouse Huntington, WV

---

St. Mary's Medical Center, Huntington WV

---

Kings Daughters Medical Center Ashland, Kentucky

---

St. Mary's Medical Center Huntington, WV

---

KVC WV

---

olive garden wv barboursville

---

WVU Medicine Braxton County Memorial Hospital, Gassaway, WV

---

Marshall Pediatrics-Huntington WV

**Q23 - If employed, please provide your job title.**

If employed, please provide your job title.

- Graduate Nurse
- Registered Nurse
- Csa
- Graduate Nurse
- New grad RN
- Registered nurse (graduate nurse)
- New Graduate RN
- Nurse BSN
- Nurse
- Laboratory Manager
- Registered Nurse
- PICU RN, BSN
- Rn
- CSR
- Nurse
- Registered Nurse
- Graduate nurse
- Registered Nurse
- registered nurse
- Shift supervisor
- Registered Nurse
- I
- RN
- Neonatal Intensive Care Unit (NICU)- RN
- Graduate Nurse
- Registered Nurse
- Sales associate

Registered Nurse

---

Registered Nurse

---

RN

---

Registers Nurse

---

MLT

---

Registered Nurse

---

Registered Nurse

---

Echocardiographer

---

Mental Health Technician

---

Graduate Nurse

---

Certified surgical technologist

---

Registered Nurse

---

RN

---

Graduate Nurse

---

Graduate Nurse

---

Registered Nurse

---

RN

---

Social Services Worker

---

RN

---

PCS

---

Registered Nurse

---

Nurse extern

---

Critical care nurse

---

Registered Nurse

---

Registered nurse

---

Registered nurse

---

RN

---

Grad Nurse

---

Health and Nutrition Specialist



Registered Nurse

---

Coach

---

Bartender

---

Medical Laboratory Technician

---

RN

---

MLT

---

Foster/Adoption Care Case Manager

---

togo specialist

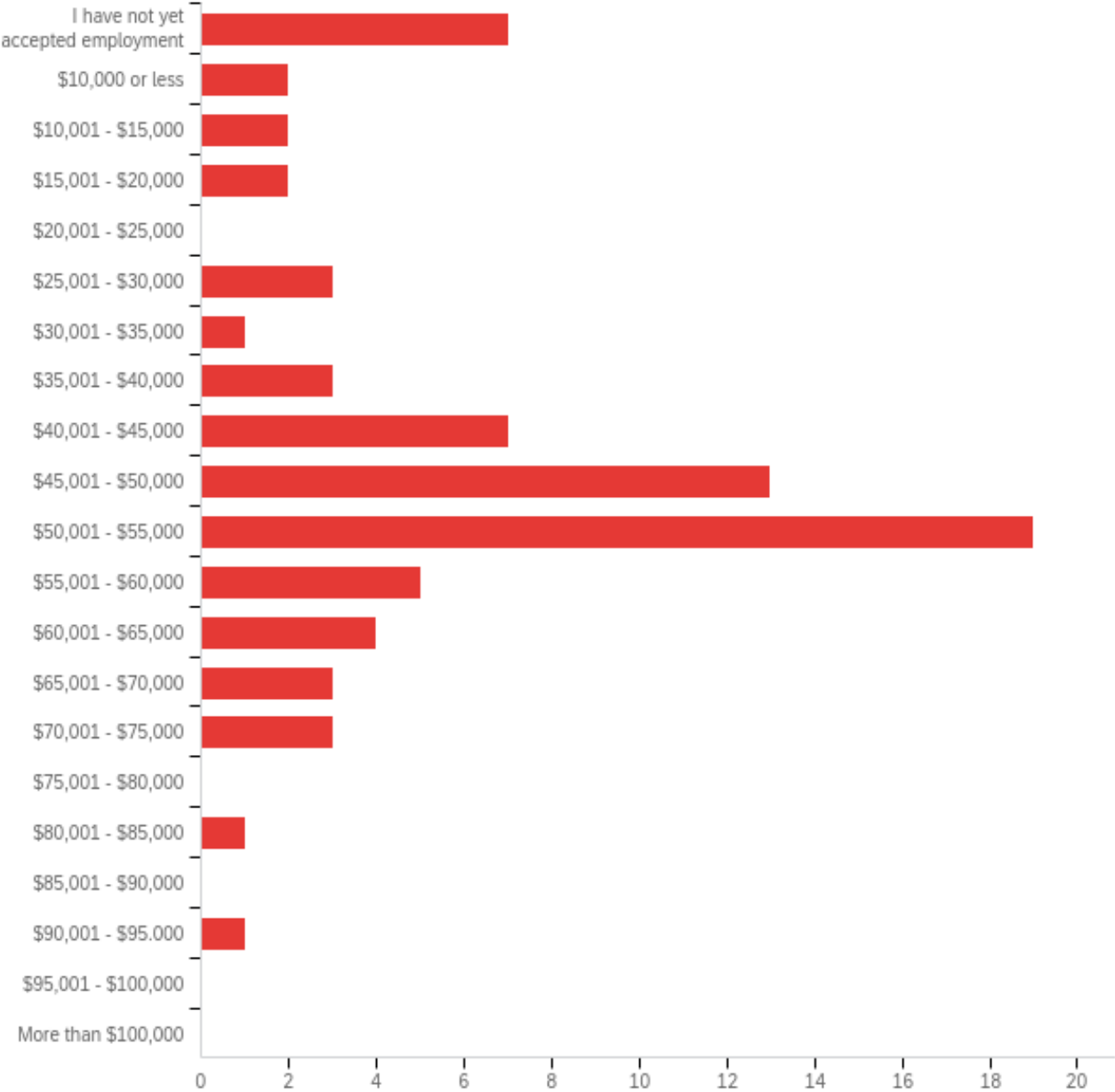
---

RN II

---

RN BSN

**Q24 - If employed, what is your annual base salary in U. S. dollars? (Please choose the appropriate range).**



#	Answer	%	Count
1	I have not yet accepted employment	9.21%	7
2	\$10,000 or less	2.63%	2
3	\$10,001 - \$15,000	2.63%	2
4	\$15,001 - \$20,000	2.63%	2
5	\$20,001 - \$25,000	0.00%	0

6	\$25,001 - \$30,000	3.95%	3
7	\$30,001 - \$35,000	1.32%	1
8	\$35,001 - \$40,000	3.95%	3
9	\$40,001 - \$45,000	9.21%	7
10	\$45,001 - \$50,000	17.11%	13
11	\$50,001 - \$55,000	25.00%	19
12	\$55,001 - \$60,000	6.58%	5
13	\$60,001 - \$65,000	5.26%	4
14	\$65,001 - \$70,000	3.95%	3
15	\$70,001 - \$75,000	3.95%	3
16	\$75,001 - \$80,000	0.00%	0
17	\$80,001 - \$85,000	1.32%	1
18	\$85,001 - \$90,000	0.00%	0
19	\$90,001 - \$95,000	1.32%	1
20	\$95,001 - \$100,000	0.00%	0
21	More than \$100,000	0.00%	0
	Total	100%	76

**Q25 - Guaranteed first-year bonus amount in U. S. dollars, if you are receiving one.**

Guaranteed first-year bonus amount in U. S. dollars, if you are receiving one.

- 5000
- 0
- \$10,000
- na
- 1,500
- 10,000
- \$5000
- 10,000
- 10,000
- 5000
- 12,000
- N/A - \$0
- Unsure
- None
- 45k
- 0

**Q26 - Please provide the name of the service organization as well as assignment city and state (or country if outside the U. S.).**

**There were no responses to this item.**

**Q27 - What is your role or title within the Service Organization?**

**There were no responses to this item.**

**Q28 - Please choose your military service branch and provide your rank in the text box next to the service branch you select.**

**There were no responses to this item.**

**Q29 - Please provide the name of the higher education institution and location (city, state, country [if outside U.S.]) you plan to attend.**

Please provide the name of the higher education institution and location (city, state, country [if outside U.S.]) you plan to attend.

Marshall University School of Physical Therapy, Huntington, WV

Marshall University

Marshall University

Marshall University

University of Tennessee. Knoxville, Tennessee.

Marshall University Huntington, WV, US

Marshall University (Huntington, WV)

Marshall University

Marshall University

Florida State University Tallahassee, FL

Marshall University

Marshall University

Marshall University

Marshall University, Huntington Wv.

---

Northeastern University Boston, MA

---

I'm not sure yet.

---

Marshall University (Huntington, WV)

---

Marshall University

---

Marshall University

---

Marshall university

---

Marshall University, WV

---

Marshall university Huntington we

---

Marshall University

---

Marshall University

---

Marshall University, Huntington, WV

---

Marshall, Huntington, WV.

---

Marshall University Masters Program

---

### **Q30 - What program of study will you pursue?**

What program of study will you pursue?

---

Physical therapy

---

Communication Disorders

---

Nursing

---

Physician Assistant

---

Audiology Doctorate

---

Physical Therapy

---

M.S. Communication Disorders

---

Communication Disorders

---

Communication disorders masters program

---

Sports Nutrition

---

Master's of Science in Dietetics

---

Occupational Safety and Health

---

Communications

---

Communication Disorders

---

Physical therapy

---

Doctor of Physical therapy

---

Master in Athletic Training

---

Physician Assistant Studies

---

Dietetics

---

RN to BSN

---

Medical Laboratory Science

---

Rn to BSN

---

Exercise Science

---

Dietetics

---

Doctor of Medicine

---

MSW

---

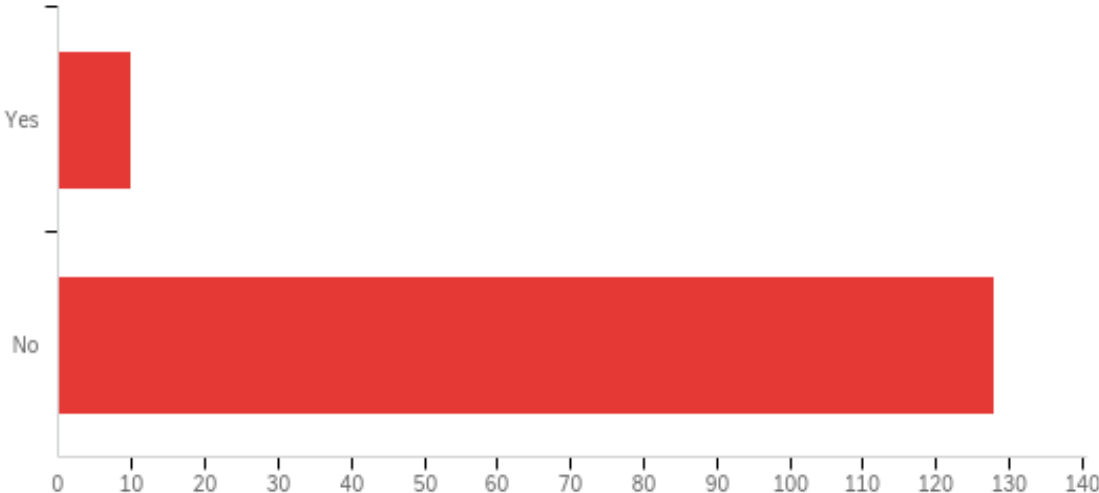
Social Work

### Q31 - What degree will you pursue at this institution?

#	Answer	%	Count
1	Associate's Degree	0.00%	0
2	Bachelor's Degree	17.86%	5
3	Master's Degree	57.14%	16
4	Education Specialist (EdS)	0.00%	0
5	Doctor of Education (EdD)	0.00%	0
6	Doctor of Philosophy (PhD)	0.00%	0
7	Doctor of Medicine (MD)	7.14%	2
8	Doctor of Osteopathic Medicine (DO)	0.00%	0
9	Doctor of Physical Therapy (DPT)	14.29%	4
10	Doctor of Pharmacy (PharmD)	0.00%	0
11	Doctor of Law (JD)	0.00%	0
12	Doctor of Nurse Anesthesia Practice (DNAP)	0.00%	0
13	Doctor of Psychology (PsyD)	0.00%	0
14	Doctor of Audiology (AudD)	3.57%	1
15	Doctor of Optometry (OD)	0.00%	0
16	Doctor of Veterinary Medicine (DVM)	0.00%	0
17	Doctor of Musical Arts (DMA)	0.00%	0
18	Other (Please specify)	0.00%	0
	Total	100%	28

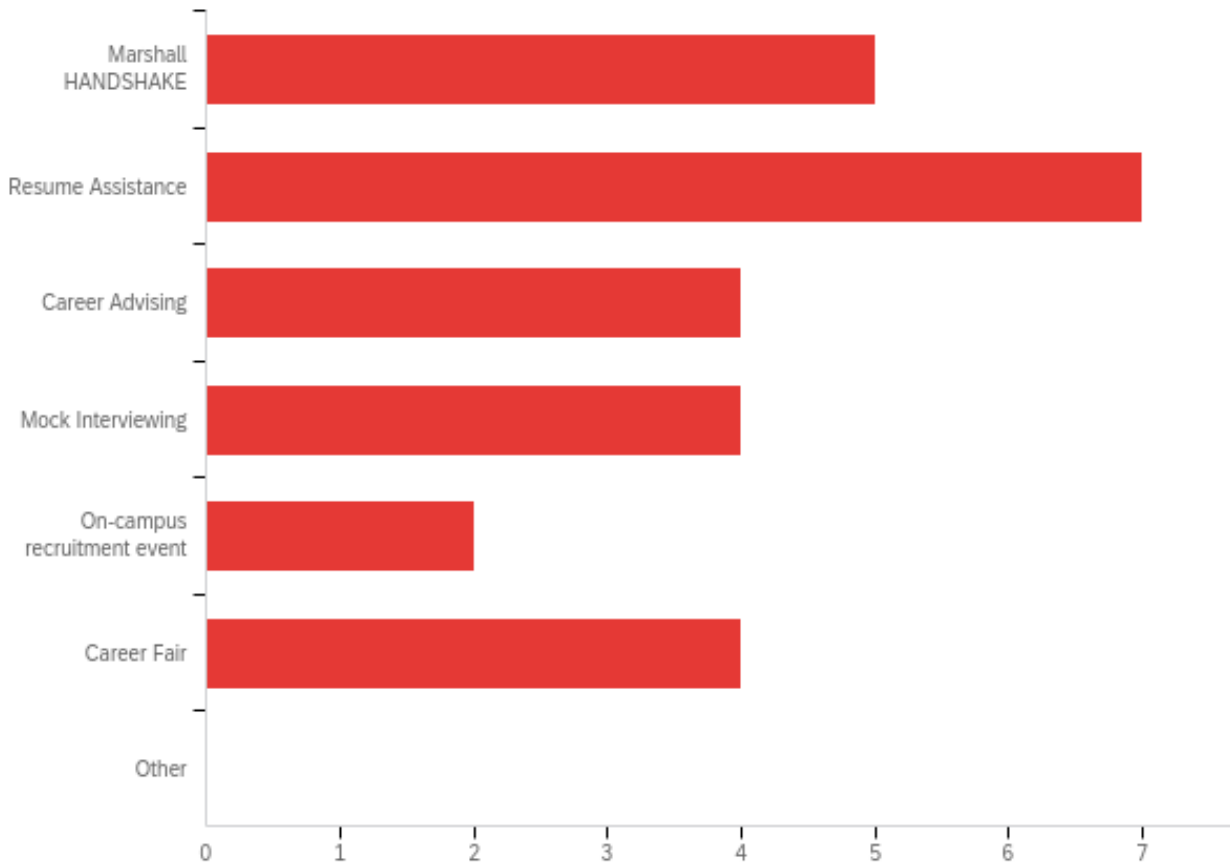


**Q32 - Did you use Career Services to help you with your career plans?**



#	Answer	%	Count
1	Yes	7.25%	10
2	No	92.75%	128
	Total	100%	138

**Q33 - If you answered "yes" to the previous question, please indicate all services used.**



#	Answer	%	Count
1	Marshall HANDSHAKE	19.23%	5
2	Resume Assistance	26.92%	7
3	Career Advising	15.38%	4
4	Mock Interviewing	15.38%	4
5	On-campus recruitment event	7.69%	2
6	Career Fair	15.38%	4
7	Other	0.00%	0
	<b>Total</b>	<b>100%</b>	<b>26</b>