

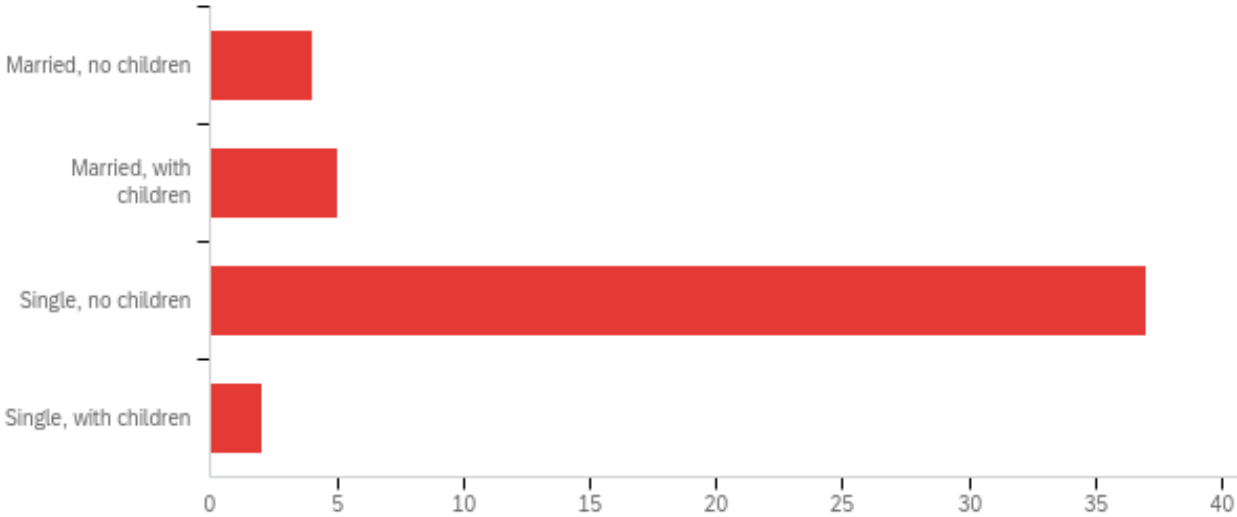


**Marshall University Graduation Survey Report
College of Education and Professional Development
Academic Year 2021 – 2022**

Q1 - Please indicate your level of satisfaction with these elements of your experience in the College of Education and Professional Development.

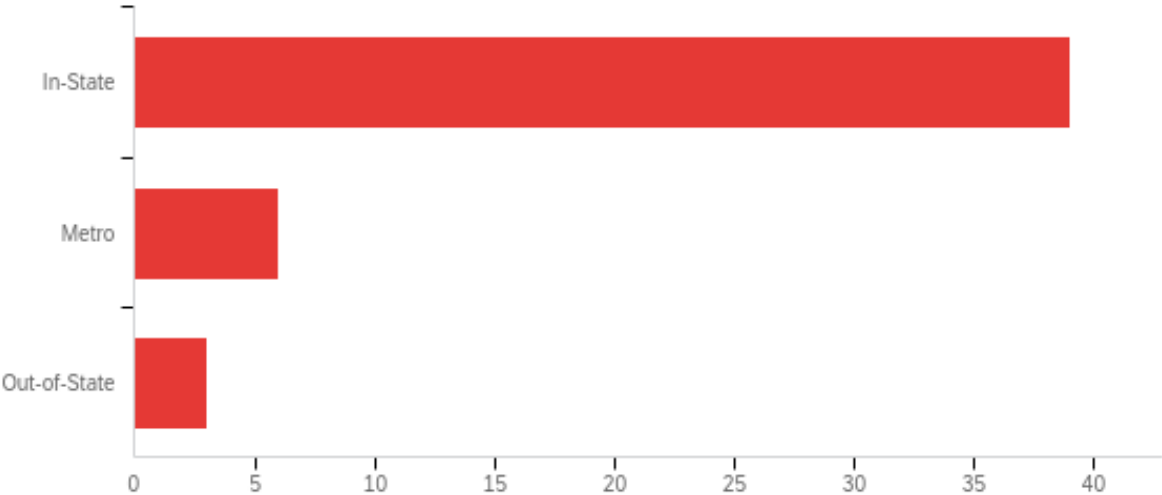
#	Question	Satisfied		Neutral		Dissatisfied		Total
1	Organization and clarity of instruction	64.00%	32	30.00%	15	6.00%	3	50
2	Intellectual challenge of courses	82.00%	41	18.00%	9	0.00%	0	50
3	Preparation for serving diverse populations	59.18%	29	36.73%	18	4.08%	2	49
4	Effective use of critical thinking as a method of teaching	82.00%	41	16.00%	8	2.00%	1	50
5	Effective use of a variety of teaching strategies by MU faculty	77.55%	38	22.45%	11	0.00%	0	49
6	Preparation for use of technology	46.00%	23	44.00%	22	10.00%	5	50
7	Respect for students' abilities and ideas	86.00%	43	12.00%	6	2.00%	1	50
8	Relation between coursework and field experiences	58.00%	29	28.00%	14	14.00%	7	50
9	Value of field experiences	80.00%	40	18.00%	9	2.00%	1	50
10	Delivery of content knowledge by faculty	73.47%	36	24.49%	12	2.04%	1	49
11	Relation between class work and exams	68.00%	34	30.00%	15	2.00%	1	50
12	Role modeling of professional behavior by faculty	82.00%	41	14.00%	7	4.00%	2	50

Q2 - Family Status



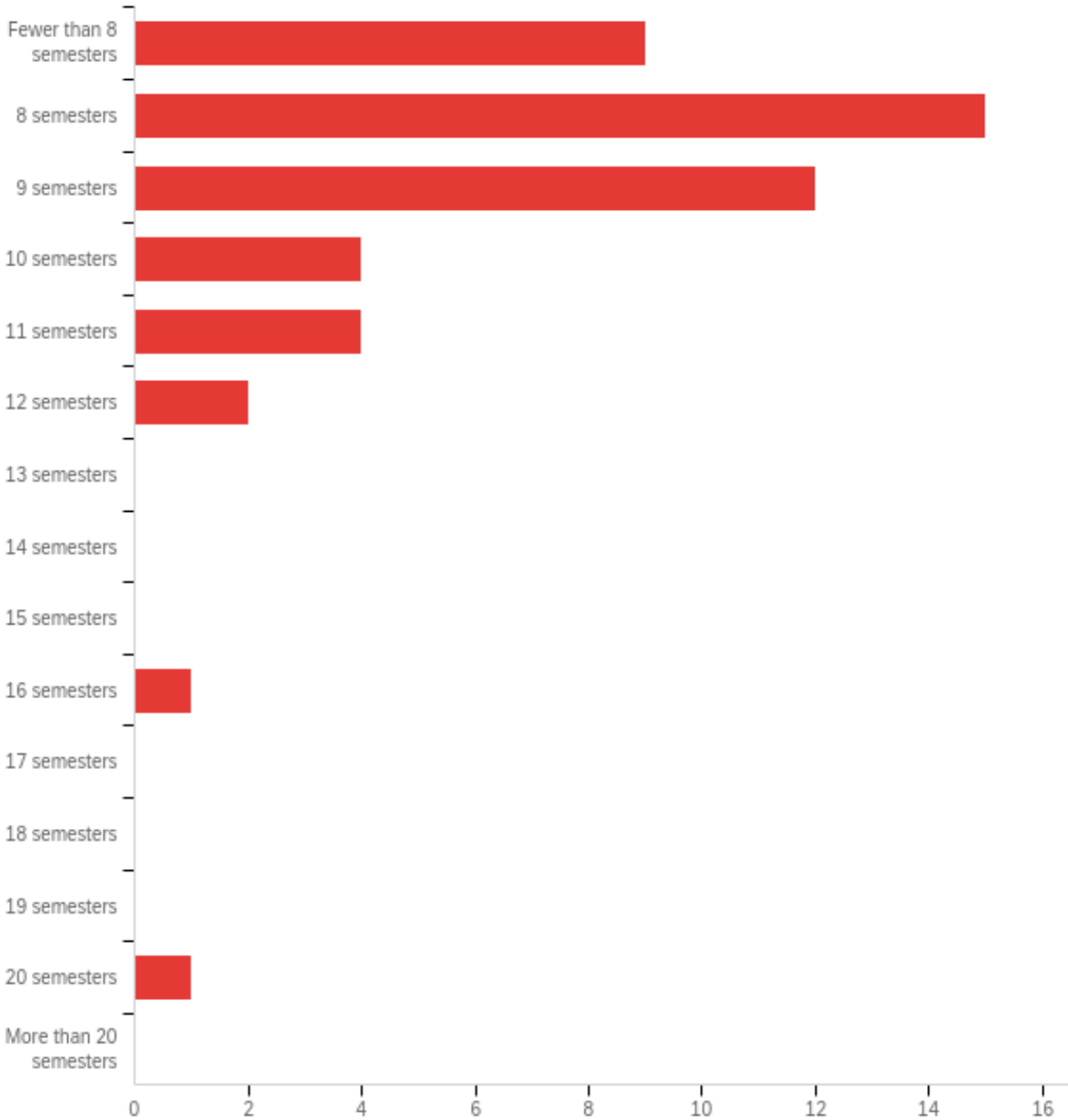
#	Answer	%	Count
1	Married, no children	8.33%	4
2	Married, with children	10.42%	5
3	Single, no children	77.08%	37
4	Single, with children	4.17%	2
	Total	100%	48

Q3 - Residence at time of admission



#	Answer	%	Count
1	In-State	81.25%	39
2	Metro	12.50%	6
3	Out-of-State	6.25%	3
	Total	100%	48

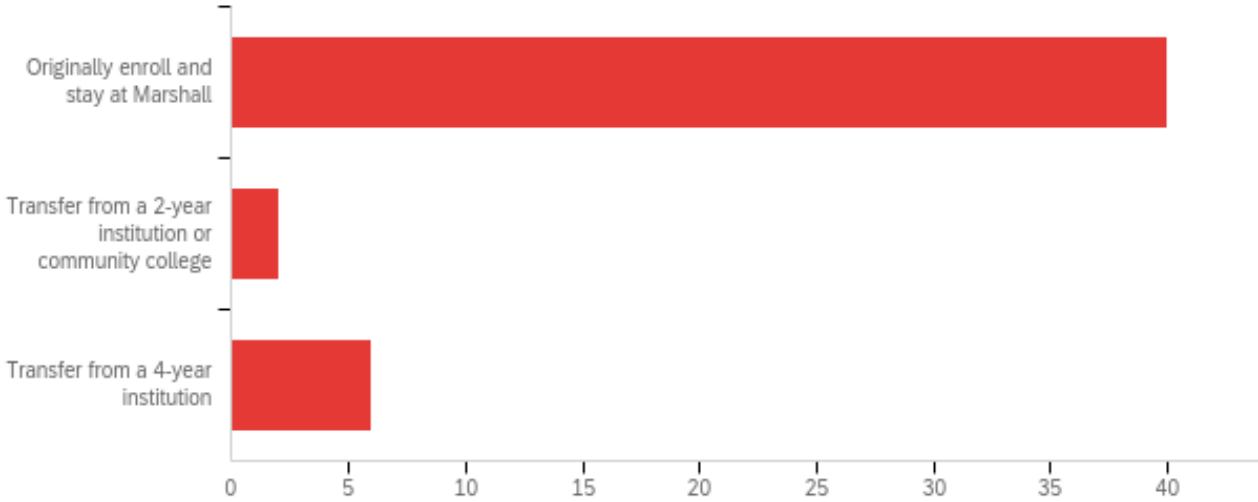
Q4 - Number of semesters enrolled to compete your degree (Note: One semester is equal to fall, spring, or summer, resulting in the potential of three semesters in one year).



#	Answer	%	Count
1	Fewer than 8 semesters	18.75%	9
2	8 semesters	31.25%	15
3	9 semesters	25.00%	12
4	10 semesters	8.33%	4

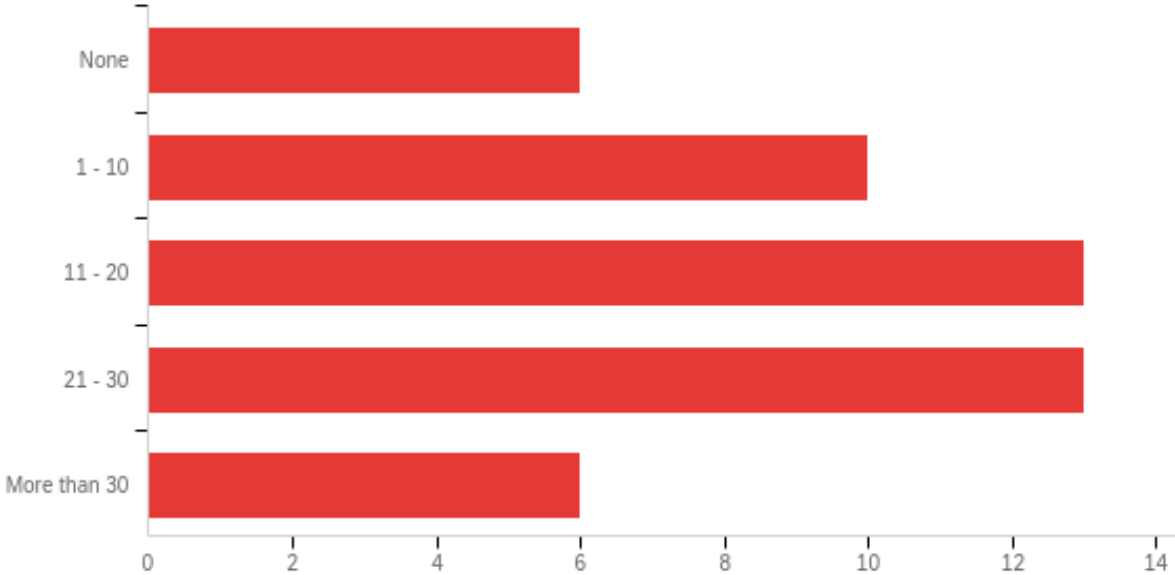
5	11 semesters	8.33%	4
6	12 semesters	4.17%	2
7	13 semesters	0.00%	0
8	14 semesters	0.00%	0
9	15 semesters	0.00%	0
10	16 semesters	2.08%	1
11	17 semesters	0.00%	0
12	18 semesters	0.00%	0
13	19 semesters	0.00%	0
14	20 semesters	2.08%	1
15	More than 20 semesters	0.00%	0
	Total	100%	48

Q5 - While pursuing your degree, did you



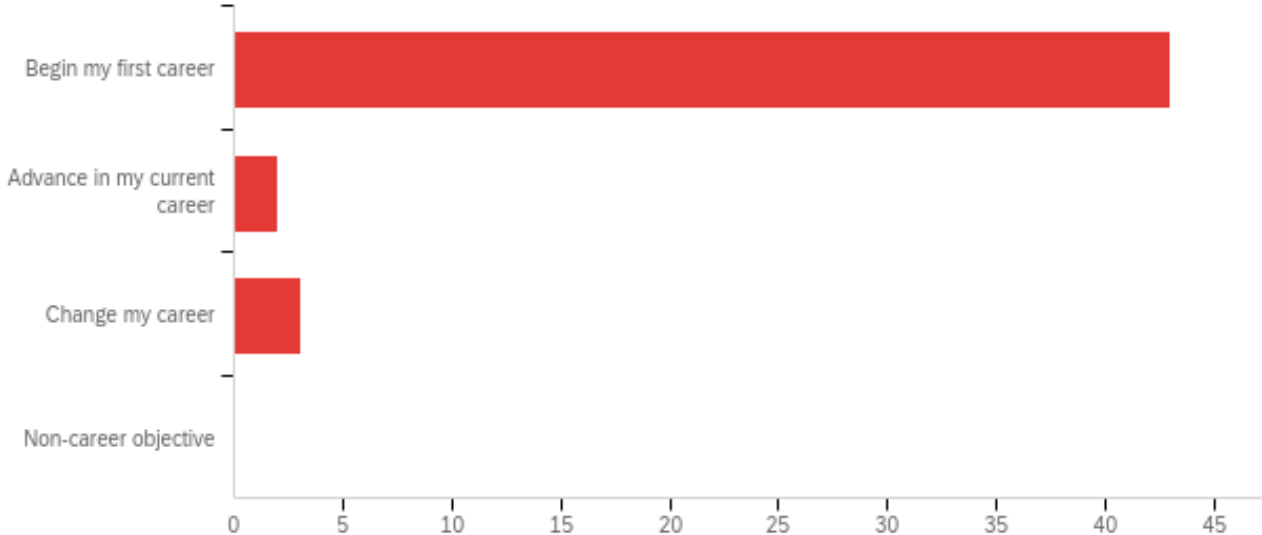
#	Answer	%	Count
1	Originally enroll and stay at Marshall	83.33%	40
2	Transfer from a 2-year institution or community college	4.17%	2
3	Transfer from a 4-year institution	12.50%	6
	Total	100%	48

Q6 - During the last year of your studies, how many hours a week did you work while attending classes?



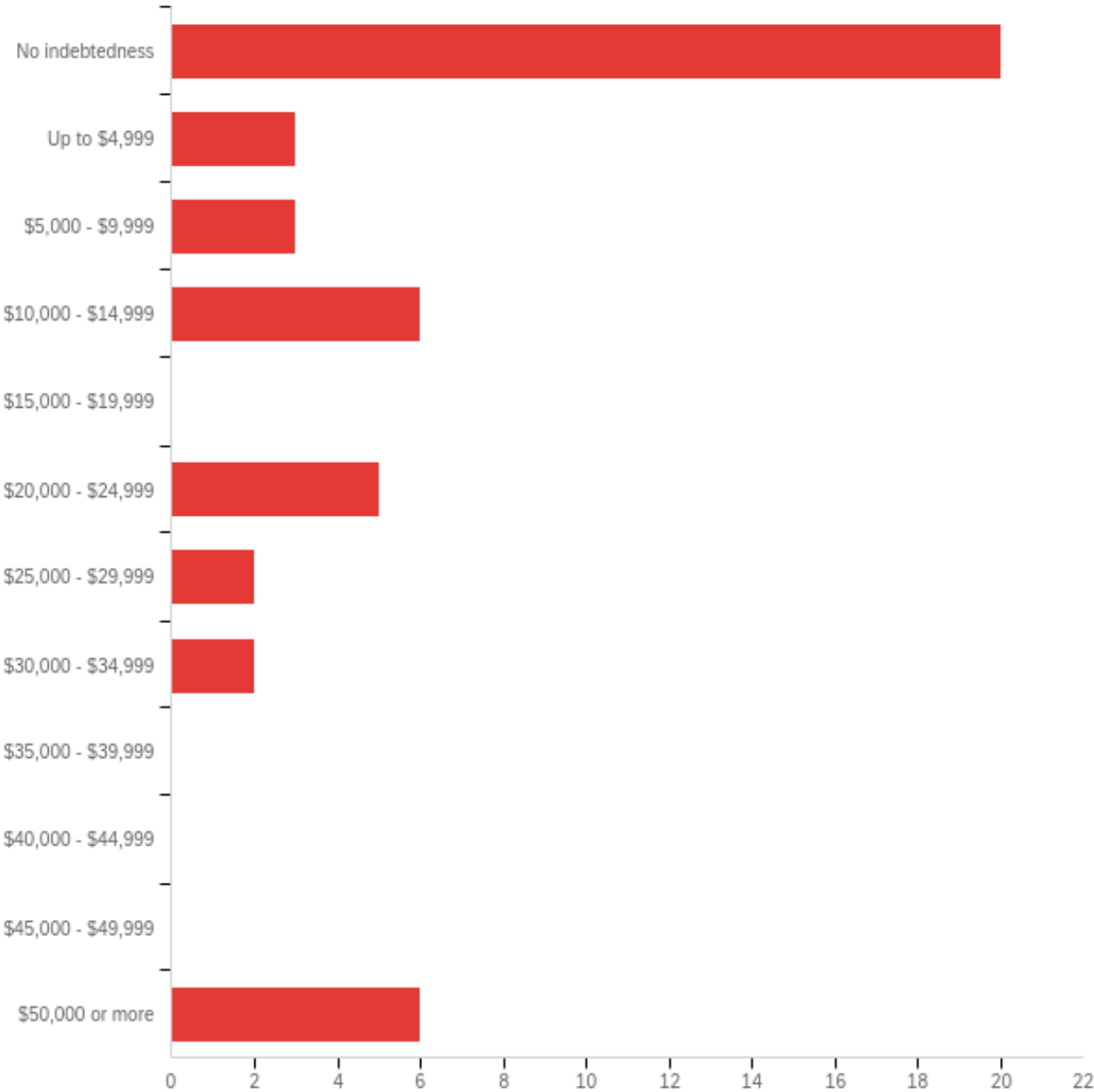
#	Answer	%	Count
1	None	12.50%	6
2	1 - 10	20.83%	10
3	11 - 20	27.08%	13
4	21 - 30	27.08%	13
5	More than 30	12.50%	6
	Total	100%	48

Q7 - Which of the following best describes your educational objective while attending Marshall University?



#	Answer	%	Count
1	Begin my first career	89.58%	43
2	Advance in my current career	4.17%	2
3	Change my career	6.25%	3
4	Non-career objective	0.00%	0
	Total	100%	48

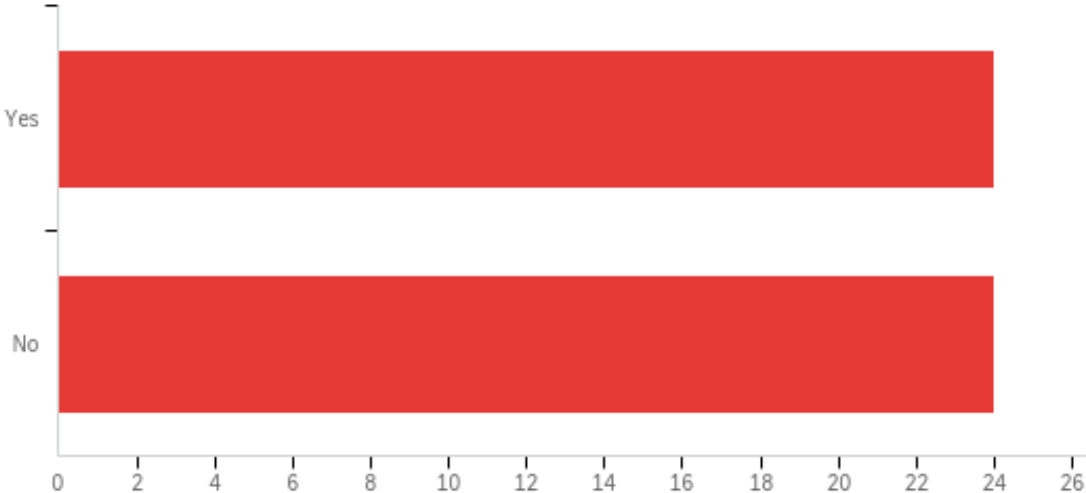
Q8 - Upon graduation, what was the dollar amount of your educational loan indebtedness?



#	Answer	%	Count
1	No indebtedness	42.55%	20
2	Up to \$4,999	6.38%	3
3	\$5,000 - \$9,999	6.38%	3
4	\$10,000 - \$14,999	12.77%	6

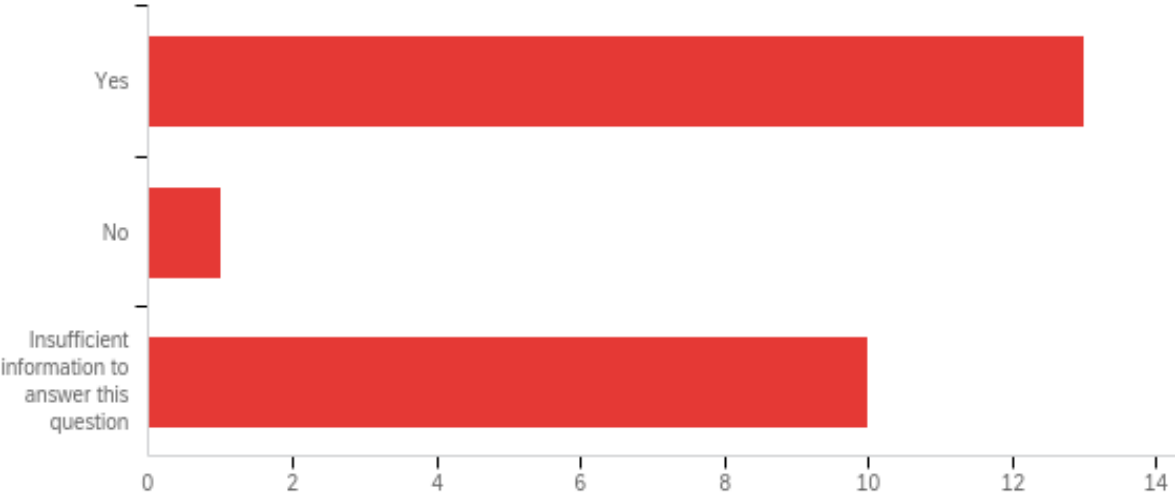
5	\$15,000 - \$19,999	0.00%	0
6	\$20,000 - \$24,999	10.64%	5
7	\$25,000 - \$29,999	4.26%	2
8	\$30,000 - \$34,999	4.26%	2
9	\$35,000 - \$39,999	0.00%	0
10	\$40,000 - \$44,999	0.00%	0
11	\$45,000 - \$49,999	0.00%	0
12	\$50,000 or more	12.77%	6
	Total	100%	47

Q9 - Did you take part in an internship, practicum or other structured work experience related to your major and anticipated career?



#	Answer	%	Count
1	Yes	50.00%	24
2	No	50.00%	24
	Total	100%	48

Q10 - If you answered yes to the previous question, did that experience increase your ability to secure employment or employment offers?



#	Answer	%	Count
1	Yes	54.17%	13
2	No	4.17%	1
3	Insufficient information to answer this question	41.67%	10
	Total	100%	24

Q11 - While pursuing my degree at Marshall University

#	Question	Agree		Neutral		Disagree		Total
1	I developed the ability to write effectively.	79.17%	38	16.67%	8	4.17%	2	48
2	I used numerical information to explore real world problems.	45.83%	22	45.83%	22	8.33%	4	48
3	I learned to find scholarly information, to evaluate it critically and to use it effectively.	75.00%	36	20.83%	10	4.17%	2	48
4	I gained expertise in the use of technology important in my major field.	54.17%	26	33.33%	16	12.50%	6	48
5	I acquired sufficient skills and knowledge to prepare for career-related positions.	77.08%	37	18.75%	9	4.17%	2	48
6	I developed the ability to express myself effectively through speaking.	77.08%	37	20.83%	10	2.08%	1	48
7	I developed multicultural and global perspectives.	60.42%	29	29.17%	14	10.42%	5	48
8	Writing intensive courses helped me to improve my writing skills.	54.17%	26	29.17%	14	16.67%	8	48
9	My classes challenged me to analyze and evaluate issues and to solve real-world problems in a manner that is ethical and supportive of our civic well-being.	63.83%	30	34.04%	16	2.13%	1	47
10	My capstone course challenged me to do my best work.	87.50%	42	10.42%	5	2.08%	1	48
11	I learned to examine issues from multiple perspectives.	91.67%	44	8.33%	4	0.00%	0	48
12	I learned to use what I know to solve novel problems.	75.00%	36	25.00%	12	0.00%	0	48
13	I learned to analyze my own values and to examine other viewpoints and credible evidence.	85.42%	41	14.58%	7	0.00%	0	48
14	I determined how to improve my own learning and to engage in lifelong learning.	85.42%	41	14.58%	7	0.00%	0	48
15	I used knowledge from more than one area of study to explore issues or to solve problems.	91.67%	44	8.33%	4	0.00%	0	48
16	Writing Intensive courses enhanced my learning experience.	54.17%	26	27.08%	13	18.75%	9	48

Q12 - Now that I have completed my degree,

#	Question	Agree		Neutral		Disagree		Total
1	I feel adequately prepared for a career and/or graduate or professional study in my major field.	83.33%	40	16.67%	8	0.00%	0	48
2	I believe that Marshall University's program in my major field is of high quality.	77.08%	37	14.58%	7	8.33%	4	48
3	I would recommend to others that they study the same program at Marshall.	87.50%	42	6.25%	3	6.25%	3	48
4	I would recommend Marshall to prospective students.	85.42%	41	8.33%	4	6.25%	3	48

Q13 - Please rate your level of satisfaction with the quality of the following at Marshall:

#	Question	Satisfied		Neutral		Dissatisfied		Total
1	Teaching	87.50%	42	10.42%	5	2.08%	1	48
2	Advising	54.17%	26	31.25%	15	14.58%	7	48
3	Academic Support Services	39.58%	19	56.25%	27	4.17%	2	48
4	Classroom/Lab Facilities	77.08%	37	18.75%	9	4.17%	2	48

Q14 - Which of the following will BEST describe your status after graduation? Please select only ONE of the following categories.

#	Answer	%	Count
1	Employed full time (on average 30 hours ore more per week).	22.92%	11
2	Employed part time (on average fewer than 30 hours per week)	6.25%	3
3	Participating in a volunteer or service program (e.g., Peace Corps, AmeriCorps, City Year, etc.)	2.08%	1
4	Serving in the United States Military	0.00%	0
5	Enrolled in further education	8.33%	4
6	Seeking employment	45.83%	22
7	Planning to continue education but not yet enrolled	14.58%	7
8	Not seeking employment or continuing education at this time.	0.00%	0
	Total	100%	48

Q15 - Please provide the name of your employer AND your employer's location (e.g., city, state, or country if outside the United States).

Please provide the name of your employer AND your employer's location (e.g., city, state, or country if outside the United States).

Fairbanks, Alaska

Cabell County Board of Education, Huntington WV.

Cru Indianapolis Office, Indianapolis, IN

First Baptist academy. Hurricane, West Virginia.

Kenova Playmates Childcare and Development, Kenova, WV

Kanawha County Schools

Kanawha County Schools Charleston, West Virginia

Kenna Elementary Charleston, WV

Currently, completing my teaching residency. However, I am in contact to work for Cabell or Wayne county schools.

Putnam county schools, West Virginia

Q16 - If employed, please provide your job title.

If employed, please provide your job title.

Missionary/Teacher

Intern

Childcare worker

Lead Teacher/After School Lead

Social Studies Teafher

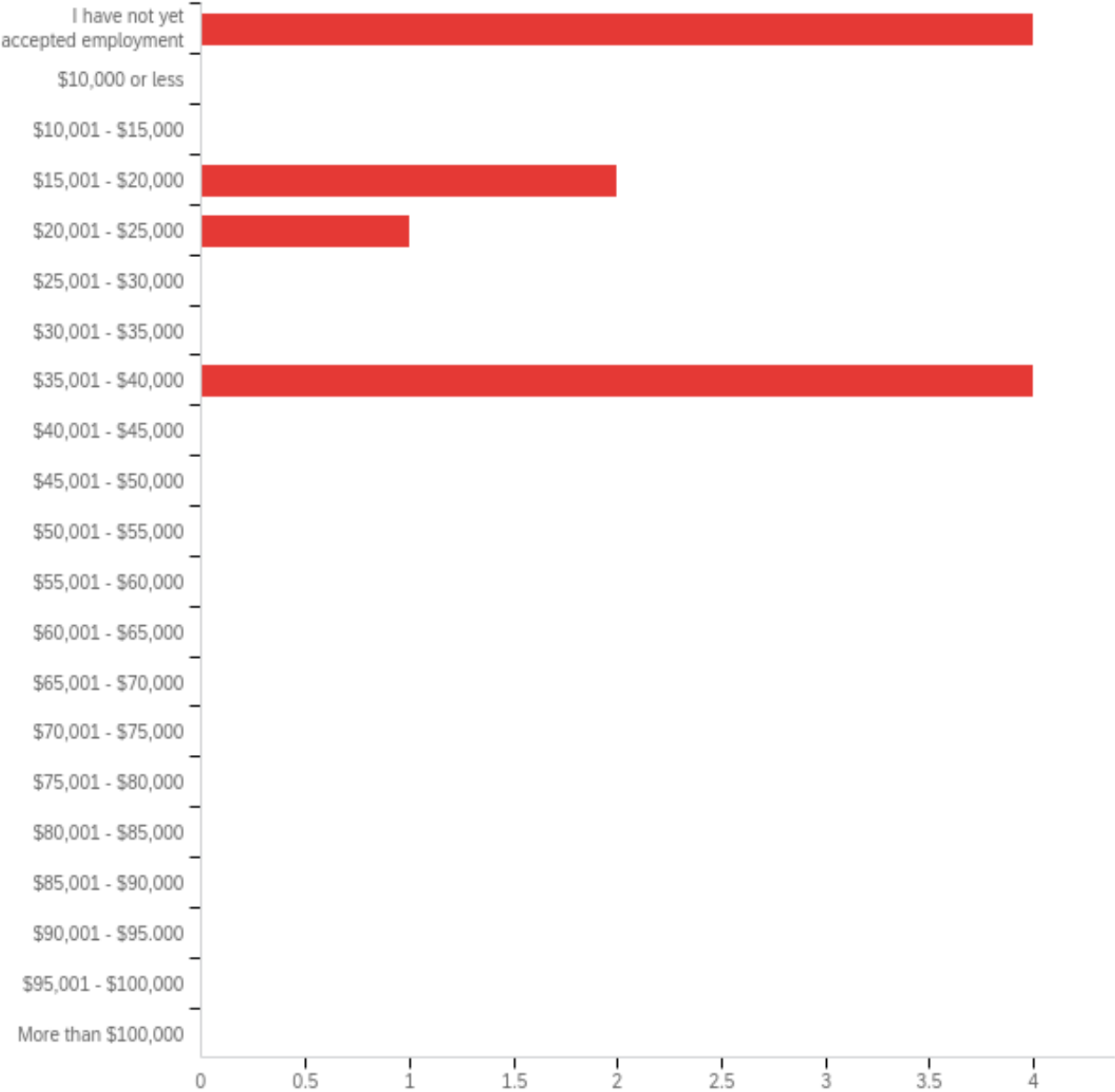
Seventh Grade General Science Teacher

Long term 2nd grade substitute teacher

N/A

Substitute

Q17 - If employed, what is your annual base salary in U. S. dollars? (Please choose the appropriate range).



#	Answer	%	Count
1	I have not yet accepted employment	36.36%	4
2	\$10,000 or less	0.00%	0
3	\$10,001 - \$15,000	0.00%	0
4	\$15,001 - \$20,000	18.18%	2

5	\$20,001 - \$25,000	9.09%	1
6	\$25,001 - \$30,000	0.00%	0
7	\$30,001 - \$35,000	0.00%	0
8	\$35,001 - \$40,000	36.36%	4
9	\$40,001 - \$45,000	0.00%	0
10	\$45,001 - \$50,000	0.00%	0
11	\$50,001 - \$55,000	0.00%	0
12	\$55,001 - \$60,000	0.00%	0
13	\$60,001 - \$65,000	0.00%	0
14	\$65,001 - \$70,000	0.00%	0
15	\$70,001 - \$75,000	0.00%	0
16	\$75,001 - \$80,000	0.00%	0
17	\$80,001 - \$85,000	0.00%	0
18	\$85,001 - \$90,000	0.00%	0
19	\$90,001 - \$95,000	0.00%	0
20	\$95,001 - \$100,000	0.00%	0
21	More than \$100,000	0.00%	0
	Total	100%	11

Q18 - Guaranteed first-year bonus amount in U. S. dollars, if you are receiving one.

Guaranteed first-year bonus amount in U. S. dollars, if you are receiving one.

500

N/A

Q19 - Please provide the name of the service organization as well as assignment city and state (or country if outside the U. S.).

Please provide the name of the service organization as well as assignment city and state (or country if outside the U. S.).

Americorps- Wayne, West Virginia

Q20 - What is your role or title within the Service Organization?

What is your role or title within the Service Organization?

Community coordinator and Mentor

Q21 - Please choose your military service branch and provide your rank in the text box next to the service branch you select.

There were no responses to this item.

Q22 - Please provide the name of the higher education institution and location (city, state, country [if outside U.S.]) you plan to attend.

Please provide the name of the higher education institution and location (city, state, country [if outside U.S.]) you plan to attend.

Marshall University, Huntington, WV, USA

Marshall University, Huntington, WV

Ohio University, Ohio

Marshall University Huntington, WV

Q23 - What program of study will you pursue?

What program of study will you pursue?

M.A. degree in either Literacy Education or Counseling

Reading Literacy

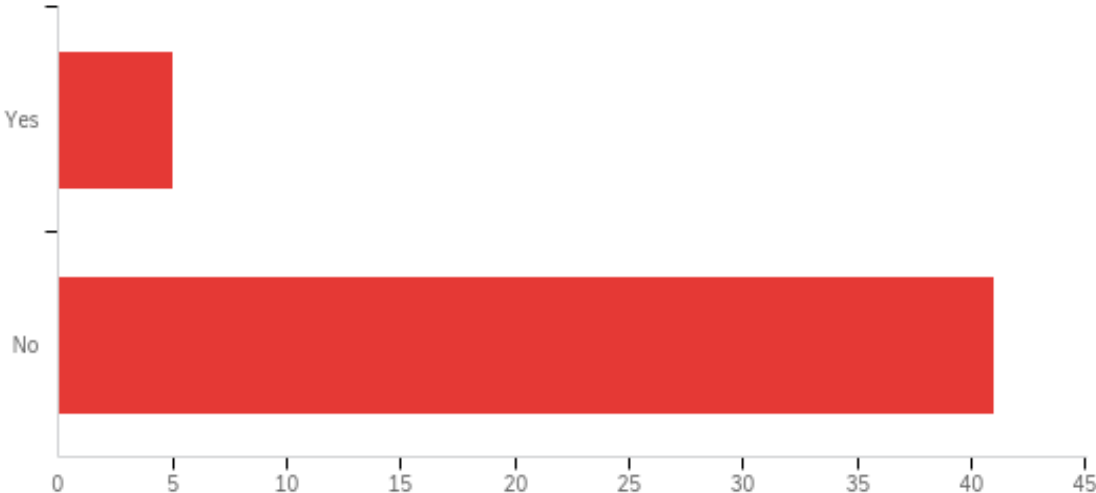
Masters in English

Early Childhood Education

Q24 - What degree will you pursue at this institution?

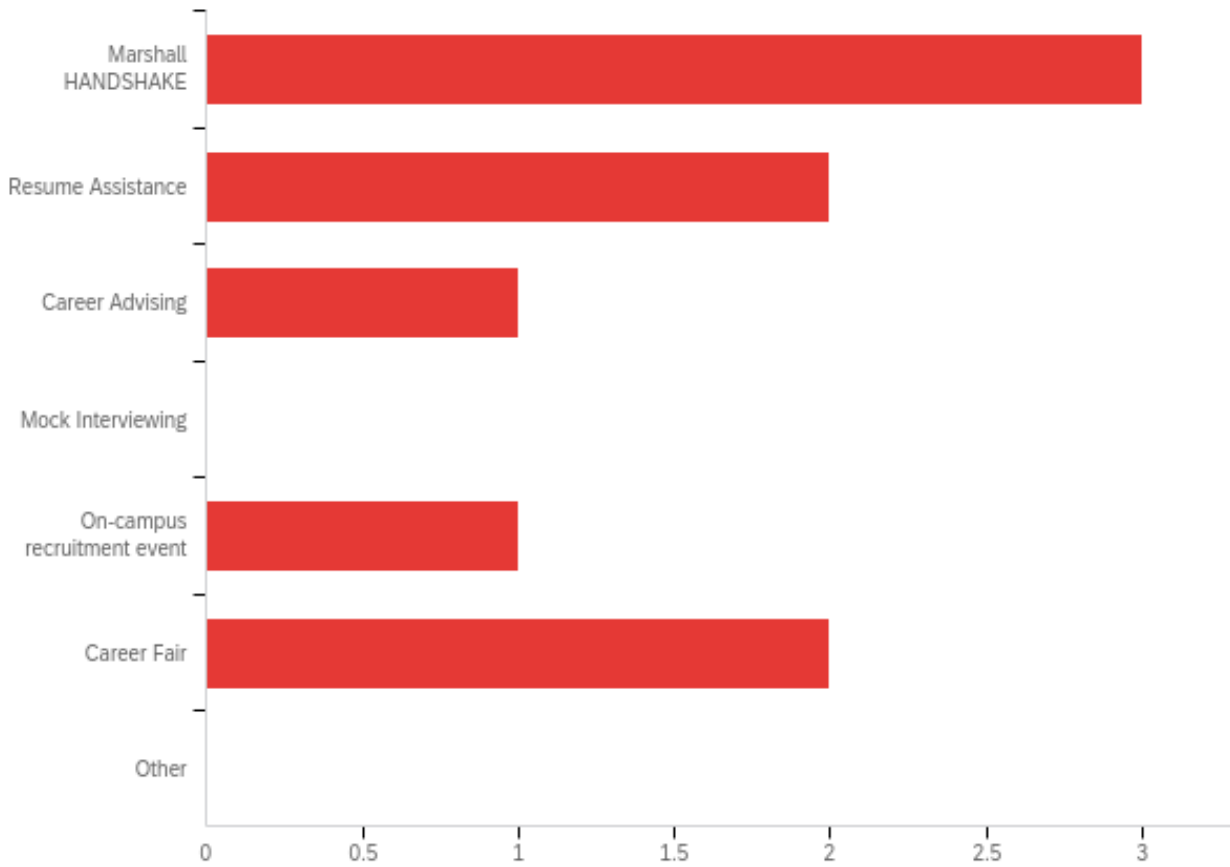
#	Answer	%	Count
1	Associate's Degree	0.00%	0
2	Bachelor's Degree	0.00%	0
3	Master's Degree	100.00%	4
4	Education Specialist (EdS)	0.00%	0
5	Doctor of Education (EdD)	0.00%	0
6	Doctor of Philosophy (PhD)	0.00%	0
7	Doctor of Medicine (MD)	0.00%	0
8	Doctor of Osteopathic Medicine (DO)	0.00%	0
9	Doctor of Physical Therapy (DPT)	0.00%	0
10	Doctor of Pharmacy (PharmD)	0.00%	0
11	Doctor of Law (JD)	0.00%	0
12	Doctor of Nurse Anesthesia Practice (DNAP)	0.00%	0
13	Doctor of Psychology (PsyD)	0.00%	0
14	Doctor of Audiology (AudD)	0.00%	0
15	Doctor of Optometry (OD)	0.00%	0
16	Doctor of Veterinary Medicine (DVM)	0.00%	0
17	Doctor of Musical Arts (DMA)	0.00%	0
18	Other (Please specify)	0.00%	0
	Total	100%	4

Q275- Did you use Career Services to help you with your career plans?



#	Answer	%	Count
1	Yes	10.87%	5
2	No	89.13%	41
	Total	100%	46

Q26 - If you answered "yes" to the previous question, please indicate all services used.



#	Answer	%	Count
1	Marshall HANDSHAKE	33.33%	3
2	Resume Assistance	22.22%	2
3	Career Advising	11.11%	1
4	Mock Interviewing	0.00%	0
5	On-campus recruitment event	11.11%	1
6	Career Fair	22.22%	2
7	Other	0.00%	0
	Total	100%	9