



**Marshall University Graduation Survey Report
College of Engineering and Computer Sciences
Academic Year 2021 – 2022**

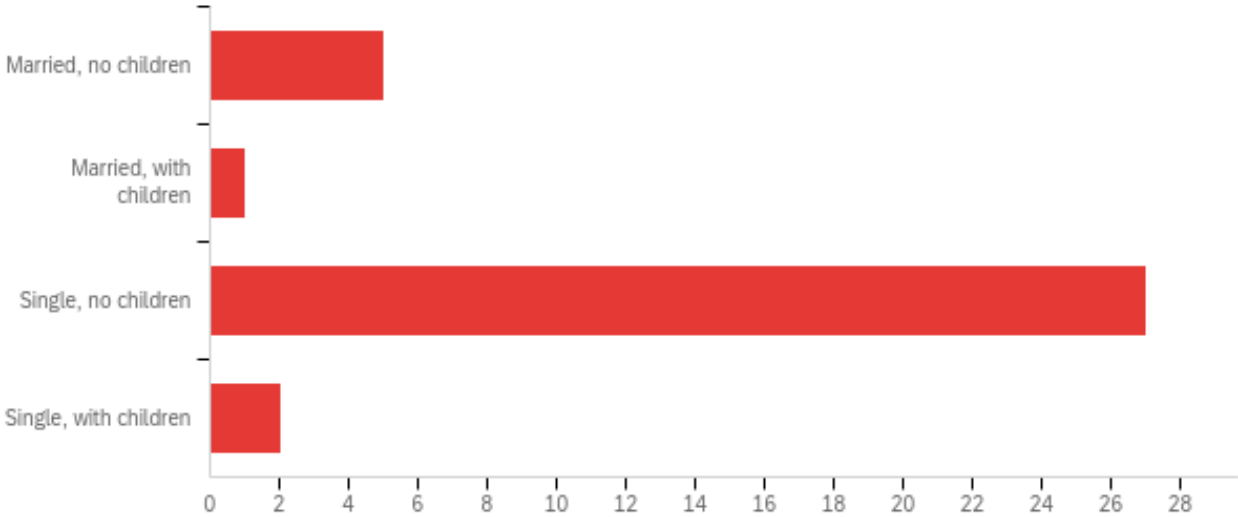
Q1 - Please indicate your level of satisfaction with these elements of your experience in the College of Engineering and Computer Sciences.

#	Question	Satisfied		Neutral		Dissatisfied		Total
1	Availability of academic advising and quality of advising.	63.89%	23	25.00%	9	11.11%	4	36
2	Availability of courses.	33.33%	12	33.33%	12	33.33%	12	36
3	Responsiveness to student needs.	63.89%	23	30.56%	11	5.56%	2	36
4	Quality/Effectiveness of classroom teaching.	50.00%	18	47.22%	17	2.78%	1	36

Q2 - Please add comments as to how we can improve students' experiences in the College of Engineering and Computer Sciences.

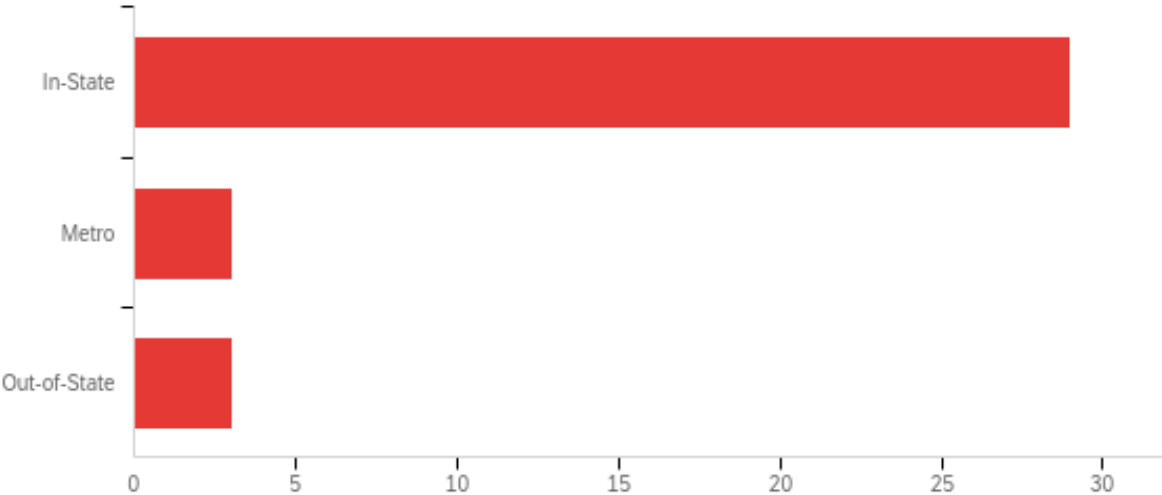
All comments were shared with the College of Engineering and Computer Sciences.

Q3 - Family Status



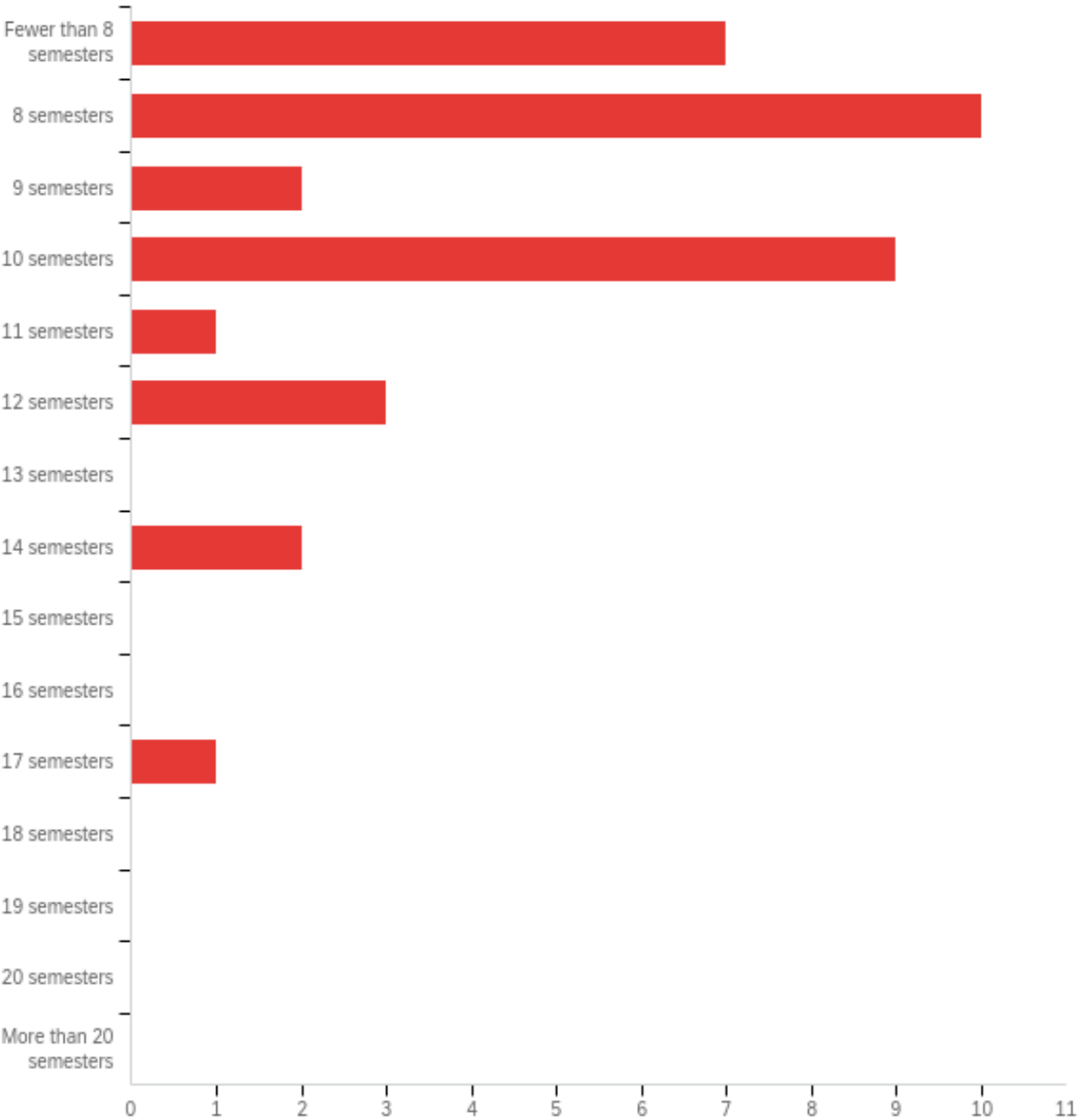
#	Answer	%	Count
1	Married, no children	14.29%	5
2	Married, with children	2.86%	1
3	Single, no children	77.14%	27
4	Single, with children	5.71%	2
	Total	100%	35

Q4 - Residence at time of admission



#	Answer	%	Count
1	In-State	82.86%	29
2	Metro	8.57%	3
3	Out-of-State	8.57%	3
	Total	100%	35

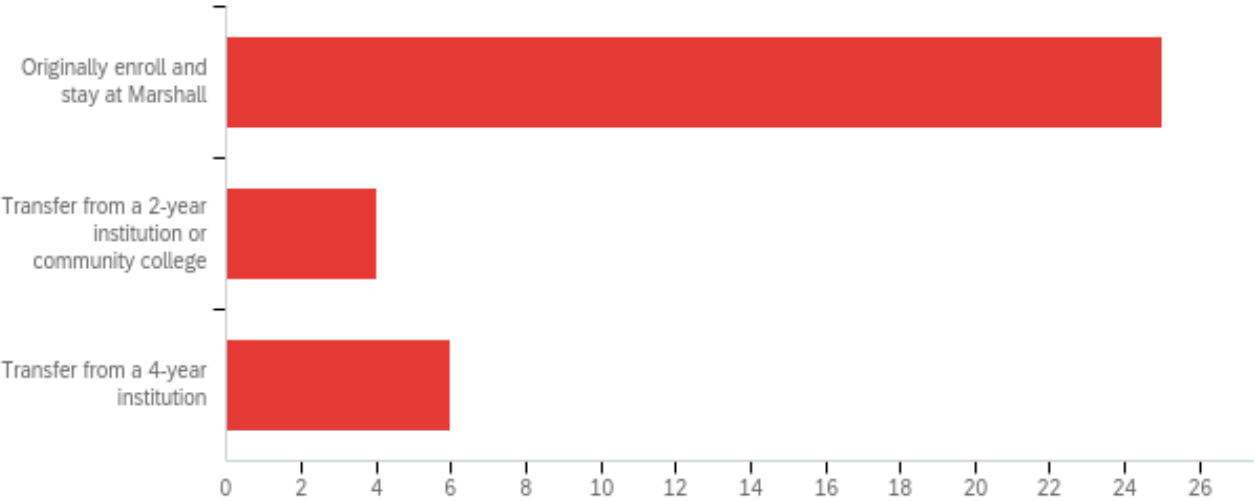
Q5 - Number of semesters enrolled to compete your degree (Note: One semester is equal to fall, spring, or summer, resulting in the potential of three semesters in one year).



#	Answer	%	Count
1	Fewer than 8 semesters	20.00%	7
2	8 semesters	28.57%	10
3	9 semesters	5.71%	2
4	10 semesters	25.71%	9

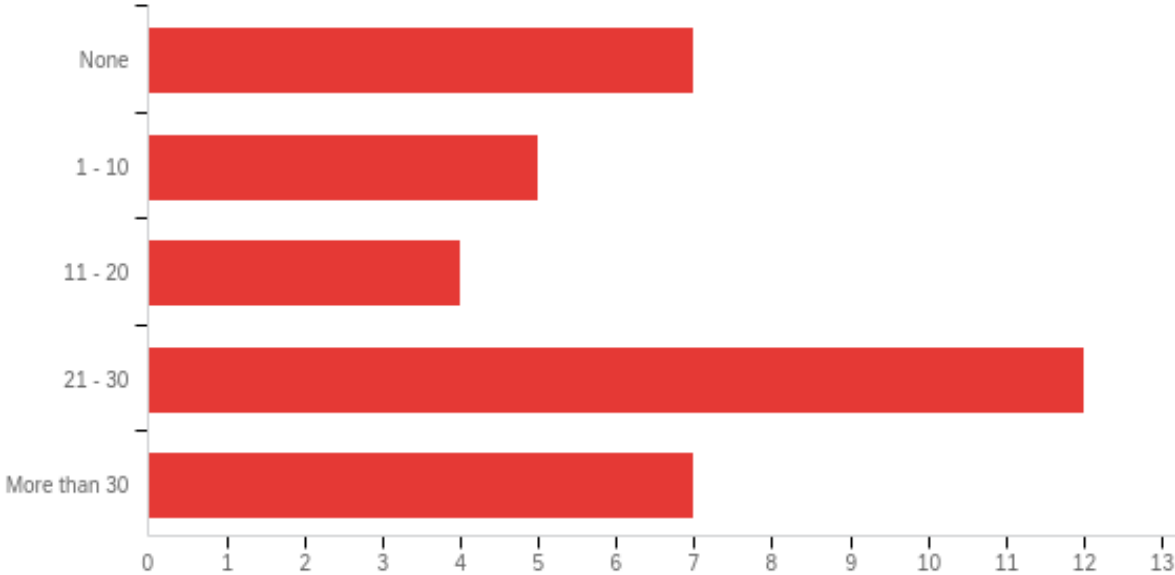
5	11 semesters	2.86%	1
6	12 semesters	8.57%	3
7	13 semesters	0.00%	0
8	14 semesters	5.71%	2
9	15 semesters	0.00%	0
10	16 semesters	0.00%	0
11	17 semesters	2.86%	1
12	18 semesters	0.00%	0
13	19 semesters	0.00%	0
14	20 semesters	0.00%	0
15	More than 20 semesters	0.00%	0
	Total	100%	35

Q6 - While pursuing your degree, did you



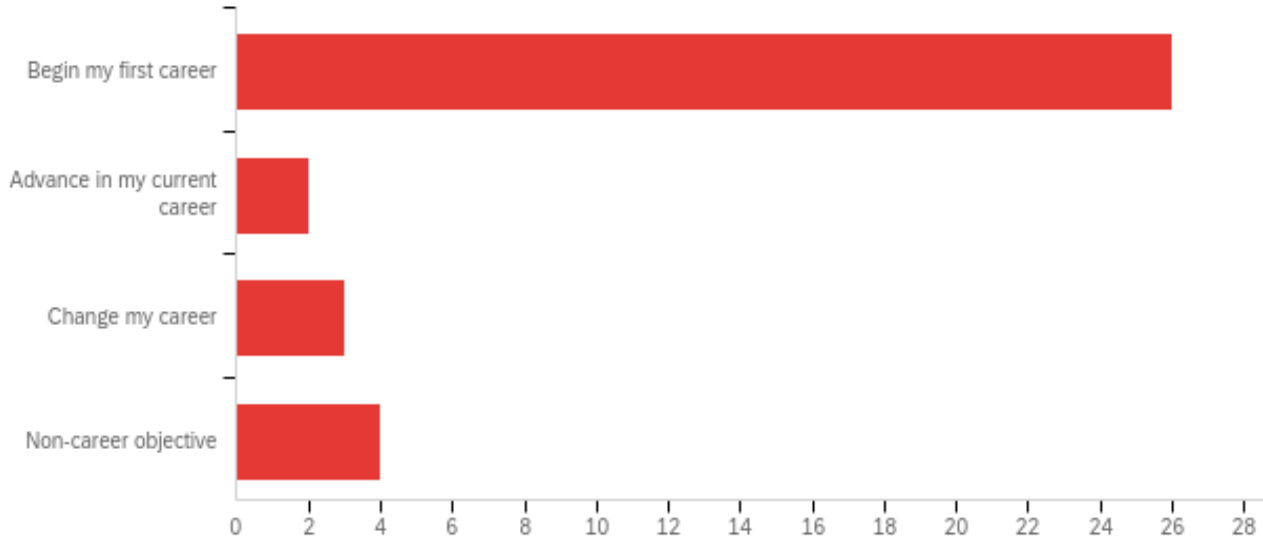
#	Answer	%	Count
1	Originally enroll and stay at Marshall	71.43%	25
2	Transfer from a 2-year institution or community college	11.43%	4
3	Transfer from a 4-year institution	17.14%	6
	Total	100%	35

Q7 - During the last year of your studies, how many hours a week did you work while attending classes?



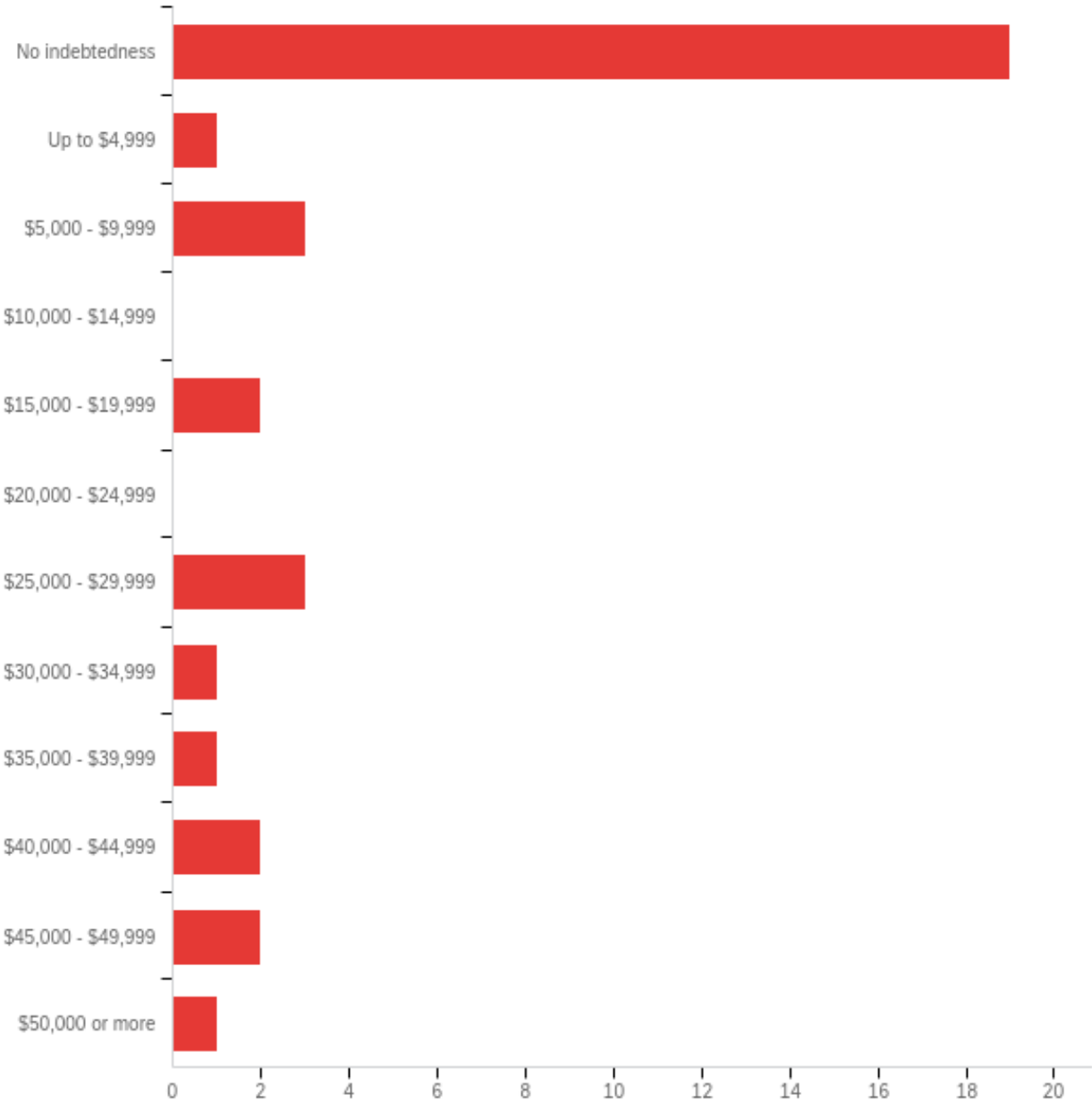
#	Answer	%	Count
1	None	20.00%	7
2	1 - 10	14.29%	5
3	11 - 20	11.43%	4
4	21 - 30	34.29%	12
5	More than 30	20.00%	7
	Total	100%	35

Q8 - Which of the following best describes your educational objective while attending Marshall University?



#	Answer	%	Count
1	Begin my first career	74.29%	26
2	Advance in my current career	5.71%	2
3	Change my career	8.57%	3
4	Non-career objective	11.43%	4
	Total	100%	35

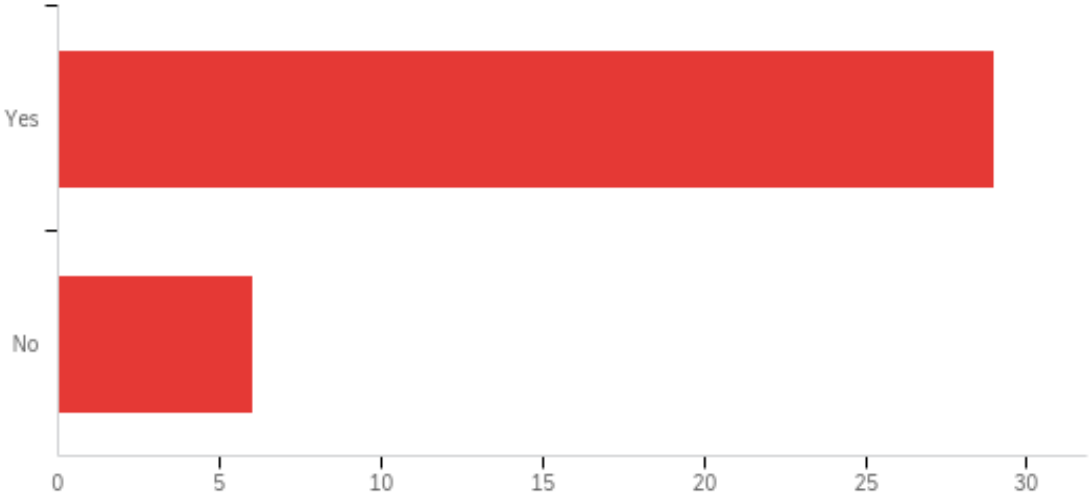
Q9 - Upon graduation, what was the dollar amount of your educational loan indebtedness?



#	Answer	%	Count
1	No indebtedness	54.29%	19
2	Up to \$4,999	2.86%	1
3	\$5,000 - \$9,999	8.57%	3
4	\$10,000 - \$14,999	0.00%	0

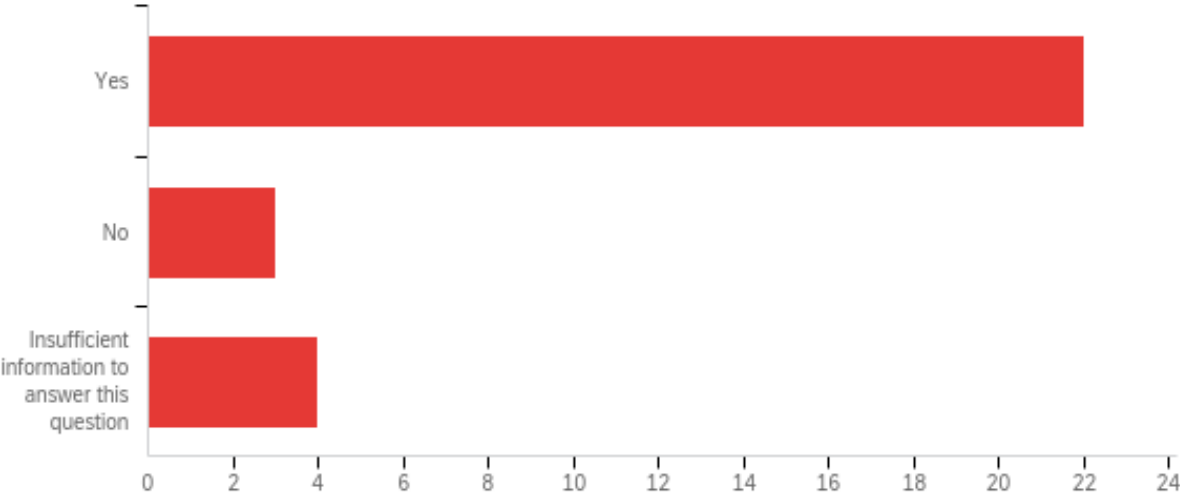
5	\$15,000 - \$19,999	5.71%	2
6	\$20,000 - \$24,999	0.00%	0
7	\$25,000 - \$29,999	8.57%	3
8	\$30,000 - \$34,999	2.86%	1
9	\$35,000 - \$39,999	2.86%	1
10	\$40,000 - \$44,999	5.71%	2
11	\$45,000 - \$49,999	5.71%	2
12	\$50,000 or more	2.86%	1
	Total	100%	35

Q10 - Did you take part in an internship, practicum or other structured work experience related to your major and anticipated career?



#	Answer	%	Count
1	Yes	82.86%	29
2	No	17.14%	6
	Total	100%	35

Q11 - If you answered yes to the previous question, did that experience increase your ability to secure employment or employment offers?



#	Answer	%	Count
1	Yes	75.86%	22
2	No	10.34%	3
3	Insufficient information to answer this question	13.79%	4
	Total	100%	29

Q12 - While pursuing my degree at Marshall University

#	Question	Agree		Neutral		Disagree		Total
1	I developed the ability to write effectively.	68.57%	24	31.43%	11	0.00%	0	35
2	I used numerical information to explore real world problems.	88.57%	31	8.57%	3	2.86%	1	35
3	I learned to find scholarly information, to evaluate it critically and to use it effectively.	77.14%	27	14.29%	5	8.57%	3	35
4	I gained expertise in the use of technology important in my major field.	85.71%	30	11.43%	4	2.86%	1	35
5	I acquired sufficient skills and knowledge to prepare for career-related positions.	74.29%	26	17.14%	6	8.57%	3	35
6	I developed the ability to express myself effectively through speaking.	60.00%	21	25.71%	9	14.29%	5	35
7	I developed multicultural and global perspectives.	60.00%	21	25.71%	9	14.29%	5	35
8	Writing intensive courses helped me to improve my writing skills.	42.86%	15	31.43%	11	25.71%	9	35
9	My classes challenged me to analyze and evaluate issues and to solve real-world problems in a manner that is ethical and supportive of our civic well-being.	77.14%	27	11.43%	4	11.43%	4	35
10	My capstone course challenged me to do my best work.	71.43%	25	11.43%	4	17.14%	6	35
11	I learned to examine issues from multiple perspectives.	91.43%	32	2.86%	1	5.71%	2	35
12	I learned to use what I know to solve novel problems.	85.71%	30	14.29%	5	0.00%	0	35
13	I learned to analyze my own values and to examine other viewpoints and credible evidence.	77.14%	27	17.14%	6	5.71%	2	35
14	I determined how to improve my own learning and to engage in lifelong learning.	82.86%	29	11.43%	4	5.71%	2	35
15	I used knowledge from more than one area of study to explore issues or to solve problems.	82.86%	29	14.29%	5	2.86%	1	35
16	Writing Intensive courses enhanced my learning experience.	34.29%	12	25.71%	9	40.00%	14	35

Q13 - Now that I have completed my degree,

#	Question	Agree		Neutral		Disagree		Total
1	I feel adequately prepared for a career and/or graduate or professional study in my major field.	52.94%	18	38.24%	13	8.82%	3	34
2	I believe that Marshall University's program in my major field is of high quality.	67.65%	23	17.65%	6	14.71%	5	34
3	I would recommend to others that they study the same program at Marshall.	73.53%	25	14.71%	5	11.76%	4	34
4	I would recommend Marshall to prospective students.	74.29%	26	14.29%	5	11.43%	4	35

Q14 - Please rate your level of satisfaction with the quality of the following at Marshall:

#	Question	Satisfied		Neutral		Dissatisfied		Total
1	Teaching	60.00%	21	31.43%	11	8.57%	3	35
2	Advising	60.00%	21	25.71%	9	14.29%	5	35
3	Academic Support Services	61.76%	21	35.29%	12	2.94%	1	34
4	Classroom/Lab Facilities	71.43%	25	11.43%	4	17.14%	6	35

Q15 - Which of the following will BEST describe your status after graduation? Please select only ONE of the following categories.

#	Answer	%	Count
1	Employed full time (on average 30 hours or more per week).	51.43%	18
2	Employed part time (on average fewer than 30 hours per week)	0.00%	0
3	Participating in a volunteer or service program (e.g., Peace Corps, AmeriCorps, City Year, etc.)	0.00%	0
4	Serving in the United States Military	2.86%	1
5	Enrolled in further education	17.14%	6
6	Seeking employment	20.00%	7
7	Planning to continue education but not yet enrolled	2.86%	1
8	Not seeking employment or continuing education at this time.	5.71%	2
	Total	100%	35

Q16 - Please provide the name of your employer AND your employer's location (e.g., city, state or country if outside the United States).

Please provide the name of your employer AND your employer's location (e.g., city, state or country if outside the United States).

EN ENGINEERING, Cattletsburg KY

Fletcher's Mining Equipment. Huntington, WV

USDOT Federal Highway Administration, Washington, D.C.

Warrior Met Coal, Brookwood, AL

Triton Construction Inc. St. Albans, WV

Chemours Chemical Parkersburg, WV

E.L. Robinson, Cross Lanes, WV.

J.H.Fletcher, Huntington WV

US Army Corps of Engineers Huntington WV

Department of Defense, Charlottesville, VA.

I recently applied for an internship for new grads with the Connecticut EPA but I have accepted a virtual internship with Clean Water Action Connecticut and will continue to work for the West Virginia New Jobs (Huntington WV) Coalition until then.

U.S. Army Corps of Engineers

Blackhawk Mining LLC. Lexington, Kentucky

Oktana from Uruguay at their office in Charleston, WV

Brayman Construction Corp. (Nitro, WV project)

WVDOH, Huntington WV

Clearon. South Charleston, WV

CESI concord, NC

Q17 - If employed, please provide your job title.

If employed, please provide your job title.

Design Engineer

Design Engineer

Transportation Specialist

Foreman - Maintenance Underground

Project Engineer

Mechanical Engineer

Engineering Intern

Risk Manager

Student Engineering Trainee

GS7 Civilian

Canvasser/Organizer (West Virginia New Jobs Coalition) and Organizer & Outreach Intern for Clean Water Action

Current-Engineering Trainee, Upon Graduation-Engineer

Safety Representative

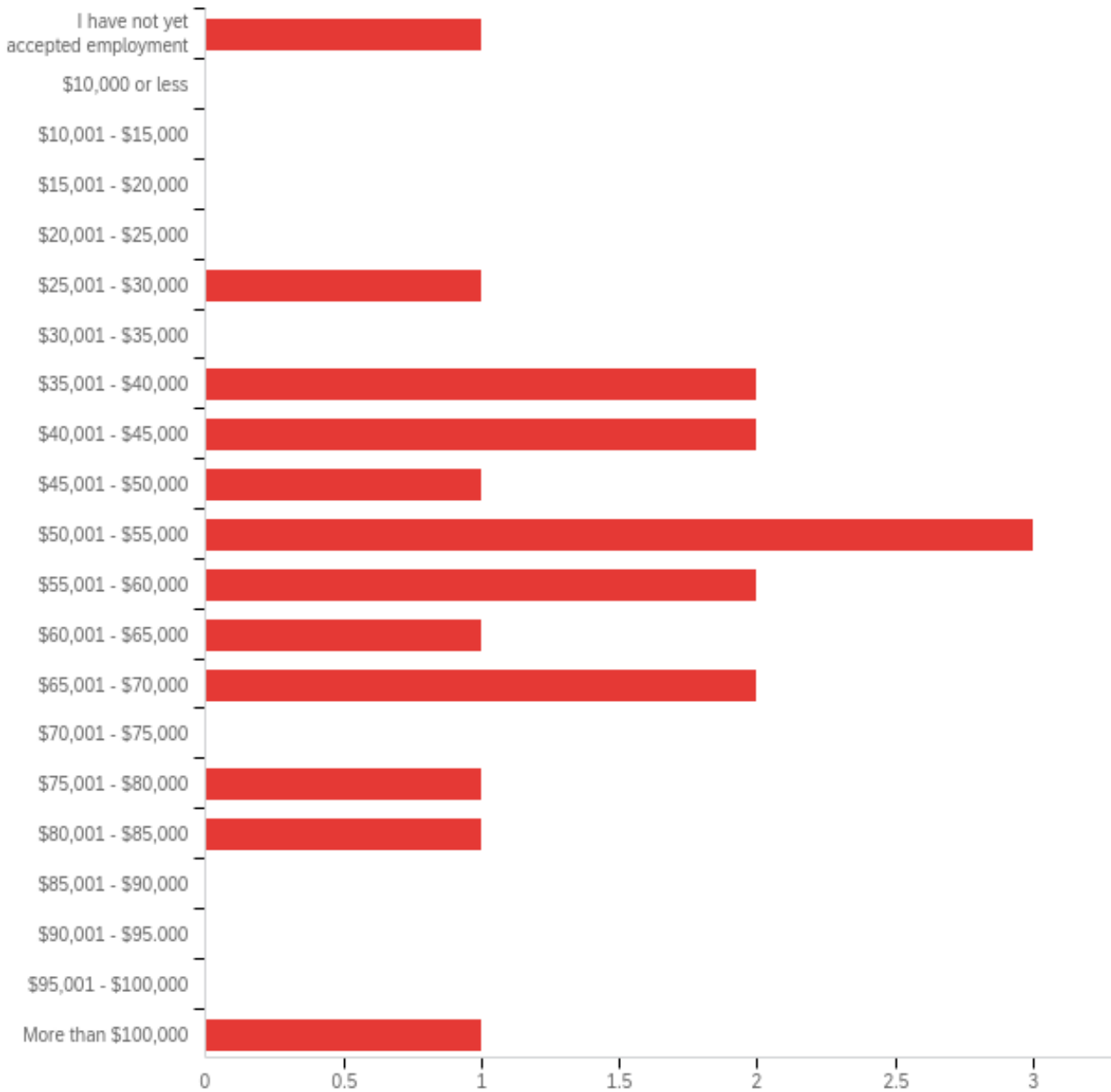
Software Engineer

Project Engineer

Safety Specialist

Engineering intern

Q18 - If employed, what is your annual base salary in U. S. dollars? (Please choose the appropriate range).



#	Answer	%	Count
1	I have not yet accepted employment	5.56%	1
2	\$10,000 or less	0.00%	0
3	\$10,001 - \$15,000	0.00%	0
4	\$15,001 - \$20,000	0.00%	0

5	\$20,001 - \$25,000	0.00%	0
6	\$25,001 - \$30,000	5.56%	1
7	\$30,001 - \$35,000	0.00%	0
8	\$35,001 - \$40,000	11.11%	2
9	\$40,001 - \$45,000	11.11%	2
10	\$45,001 - \$50,000	5.56%	1
11	\$50,001 - \$55,000	16.67%	3
12	\$55,001 - \$60,000	11.11%	2
13	\$60,001 - \$65,000	5.56%	1
14	\$65,001 - \$70,000	11.11%	2
15	\$70,001 - \$75,000	0.00%	0
16	\$75,001 - \$80,000	5.56%	1
17	\$80,001 - \$85,000	5.56%	1
18	\$85,001 - \$90,000	0.00%	0
19	\$90,001 - \$95,000	0.00%	0
20	\$95,001 - \$100,000	0.00%	0
21	More than \$100,000	5.56%	1
	Total	100%	18

Q19 - Guaranteed first-year bonus amount in U. S. dollars, if you are receiving one.

Guaranteed first-year bonus amount in U. S. dollars, if you are receiving one.

Min: 20% Max: 40%

7,000

0

N/a

N/A

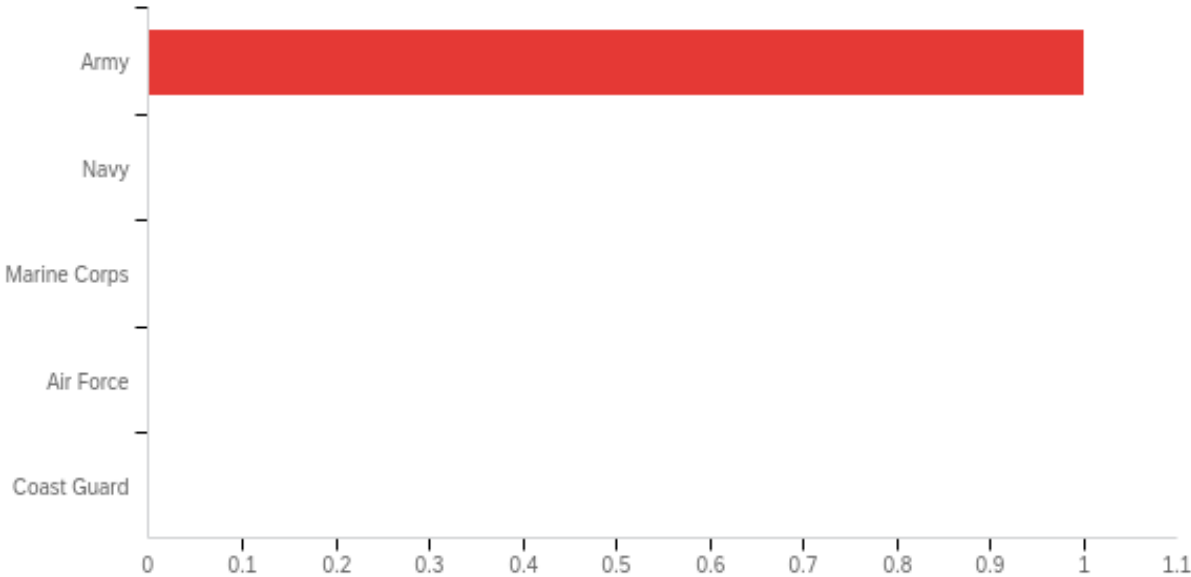
Q20 - Please provide the name of the service organization as well as assignment city and state (or country if outside the U. S.).

There were no responses to this item.

Q21 - What is your role or title within the Service Organization?

There were no responses to this item.

Q22 - Please choose your military service branch and provide your rank in the text box next to the service branch you select.



#	Answer	%	Count
1	Army	100.00%	1
2	Navy	0.00%	0
3	Marine Corps	0.00%	0
4	Air Force	0.00%	0
5	Coast Guard	0.00%	0
	Total	100%	1

Q22_1_TEXT - Army

Army - Text

E-4

Q23 - Please provide the name of the higher education institution and location (city, state, country [if outside U.S.]) you plan to attend.

Please provide the name of the higher education institution and location (city, state, country [if outside U.S.]) you plan to attend.

Marshall University

West Virginia University, Morgantown WV

Johns Hopkins University (Baltimore, MD)

Marshall University

Marshall University

Marshall

Q24 - What program of study will you pursue?

What program of study will you pursue?

MSE

Masters of Mechanical Engineering, research track

Biomedical Engineering

Environmental and Civil Engineering

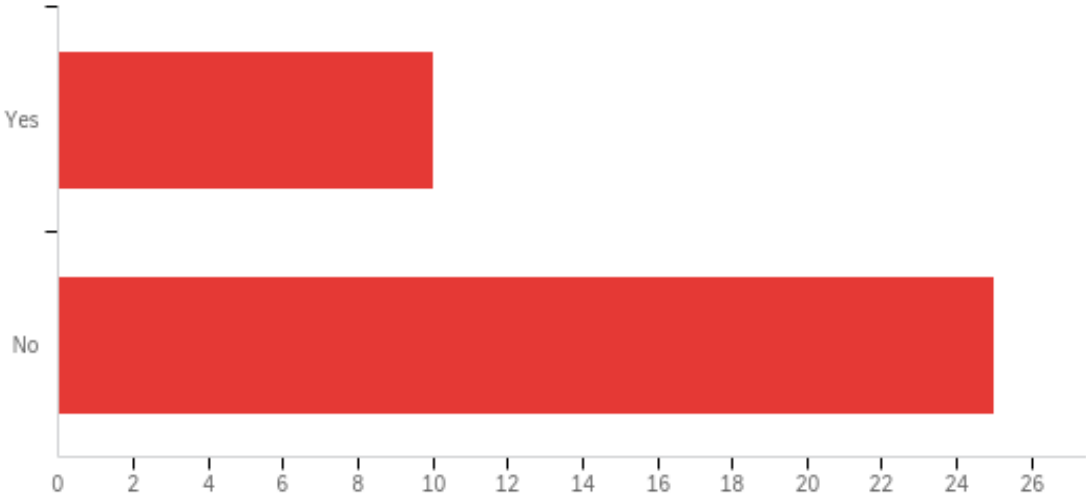
Computer Science

Civil and environmental

Q25 - What degree will you pursue at this institution?

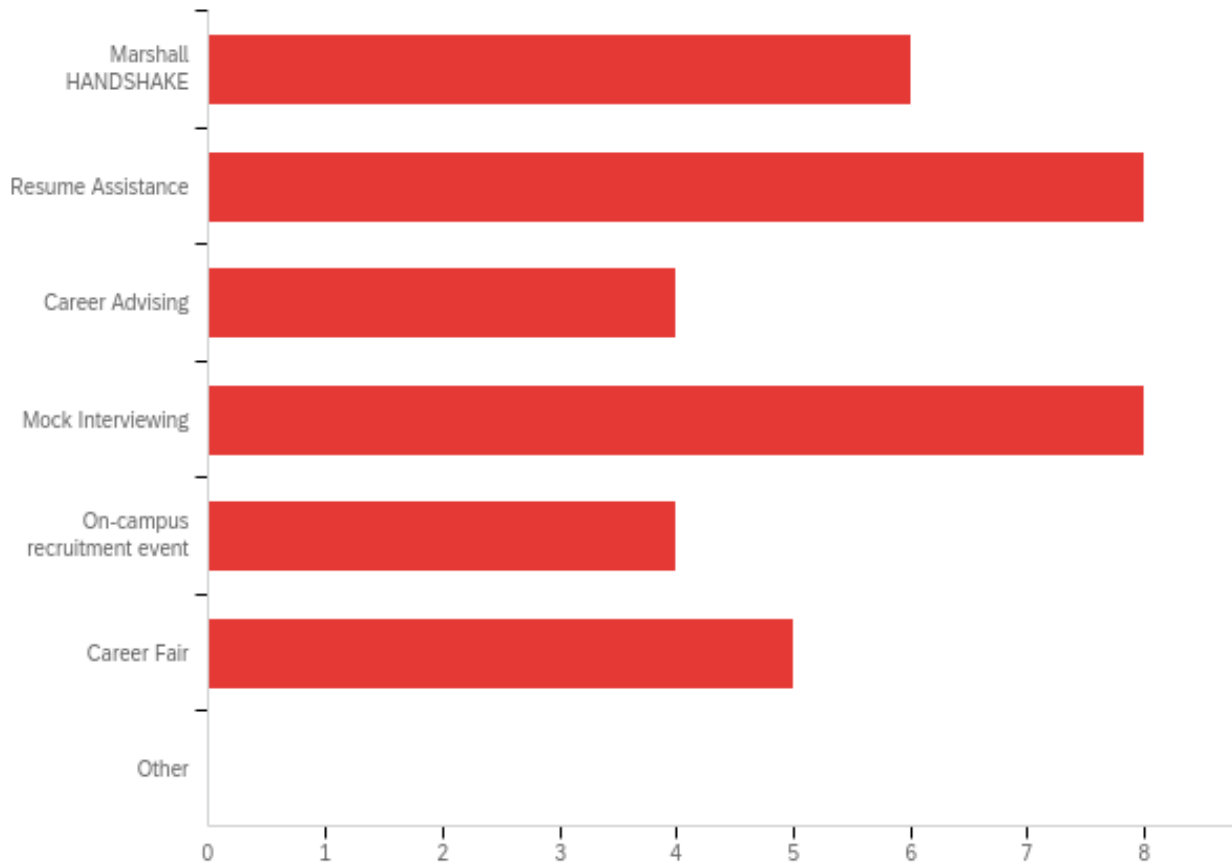
#	Answer	%	Count
1	Associate's Degree	0.00%	0
2	Bachelor's Degree	0.00%	0
3	Master's Degree	83.33%	5
4	Education Specialist (EdS)	0.00%	0
5	Doctor of Education (EdD)	0.00%	0
6	Doctor of Philosophy (PhD)	16.67%	1
7	Doctor of Medicine (MD)	0.00%	0
8	Doctor of Osteopathic Medicine (DO)	0.00%	0
9	Doctor of Physical Therapy (DPT)	0.00%	0
10	Doctor of Pharmacy (PharmD)	0.00%	0
11	Doctor of Law (JD)	0.00%	0
12	Doctor of Nurse Anesthesia Practice (DNAP)	0.00%	0
13	Doctor of Psychology (PsyD)	0.00%	0
14	Doctor of Audiology (AudD)	0.00%	0
15	Doctor of Optometry (OD)	0.00%	0
16	Doctor of Veterinary Medicine (DVM)	0.00%	0
17	Doctor of Musical Arts (DMA)	0.00%	0
18	Other (Please specify)	0.00%	0
	Total	100%	6

Q26 - Did you use Career Services to help you with your career plans?



#	Answer	%	Count
1	Yes	28.57%	10
2	No	71.43%	25
	Total	100%	35

Q27 - If you answered "yes" to the previous question, please indicate all services used.



#	Answer	%	Count
1	Marshall HANDSHAKE	17.14%	6
2	Resume Assistance	22.86%	8
3	Career Advising	11.43%	4
4	Mock Interviewing	22.86%	8
5	On-campus recruitment event	11.43%	4
6	Career Fair	14.29%	5
7	Other	0.00%	0
	Total	100%	35