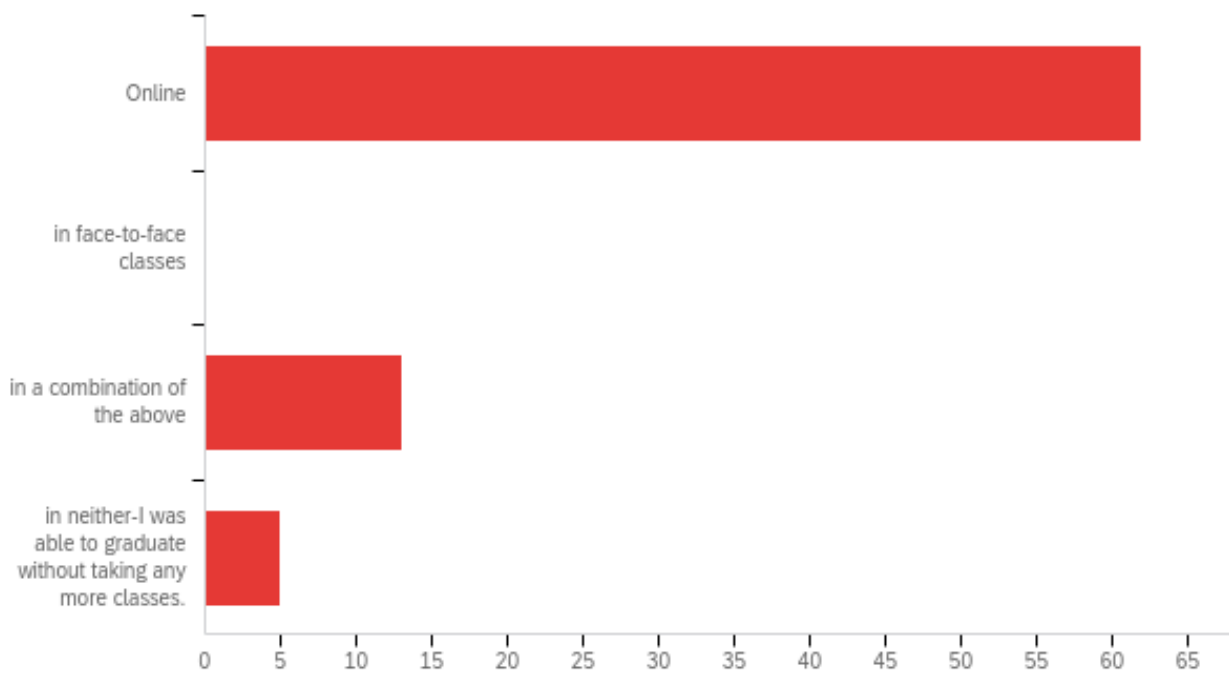




Marshall University Graduation Survey Report
 Regents' Bachelor of Arts
 Academic Year 2020 – 2021

Q1 - After entering the RBA program, did you finish your coursework

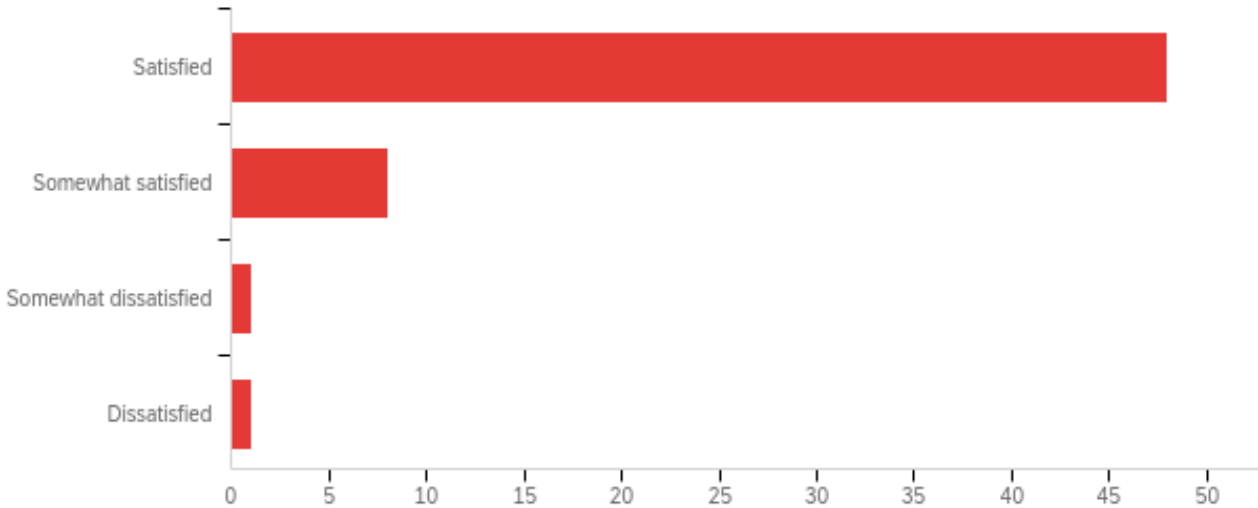


#	Answer	%	Count
1	Online	77.50%	62
2	in face-to-face classes	0.00%	0
3	in a combination of the above	16.25%	13
4	in neither-I was able to graduate without taking any more classes.	6.25%	5
	Total	100%	80

Q2 - Please indicate your level of satisfaction with these elements of your experience in the RBA program.

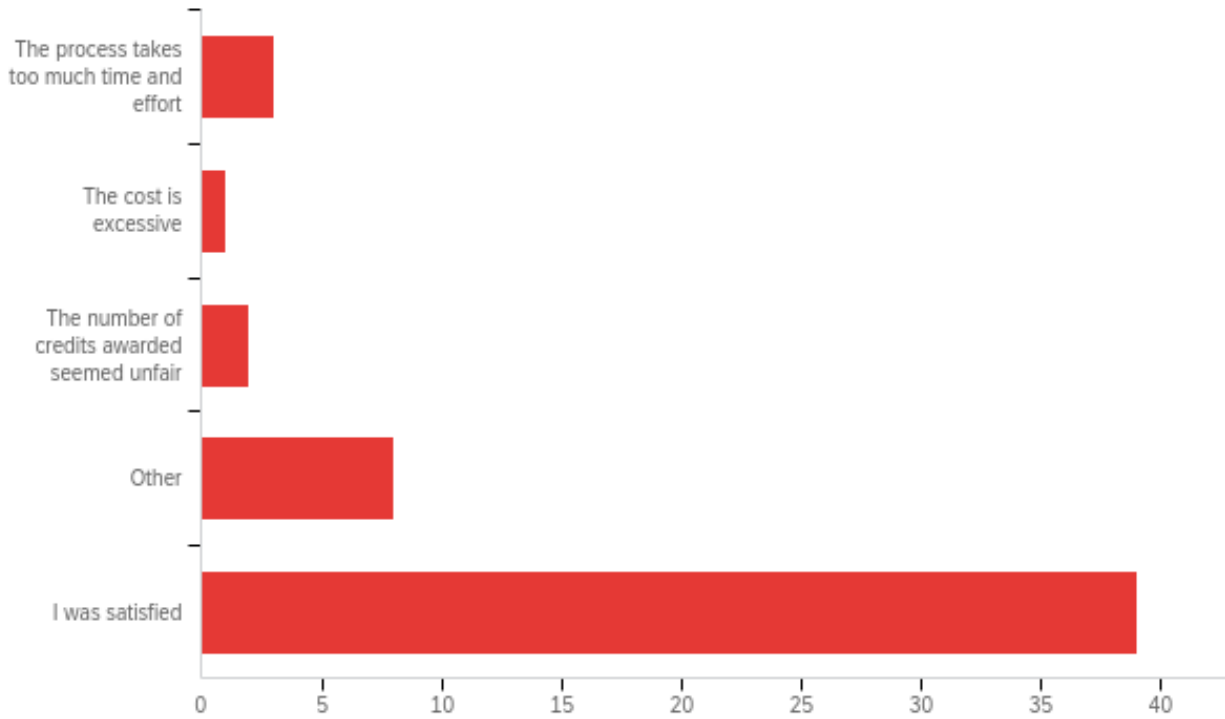
#	Question	Satisfied	Neutral	Dissatisfied	Total
1	Learning Experiences in your online courses	95.35% 82	3.49% 3	1.16% 1	86
2	Learning Experiences in your face-to-face classes	57.69% 45	42.31% 33	0.00% 0	78
3	Earning credits through portfolios or other college equivalent credits (if applicable)	64.94% 50	31.17% 24	3.90% 3	77

Q3 - If you earned credits through portfolios or other college equivalent credits, how satisfied were you with the process?



#	Answer	%	Count
1	Satisfied	82.76%	48
2	Somewhat satisfied	13.79%	8
3	Somewhat dissatisfied	1.72%	1
4	Dissatisfied	1.72%	1
	Total	100%	58

Q4 - If you were dissatisfied with the portfolio and college equivalent credit process, why were you dissatisfied?



#	Answer	%	Count
1	The process takes too much time and effort	5.66%	3
2	The cost is excessive	1.89%	1
3	The number of credits awarded seemed unfair	3.77%	2
4	Other	15.09%	8
5	I was satisfied	73.58%	39
	Total	100%	53

Q4_4_TEXT - Other

GPA of other credit courses did not benefit/contribute to GPA at Marshall

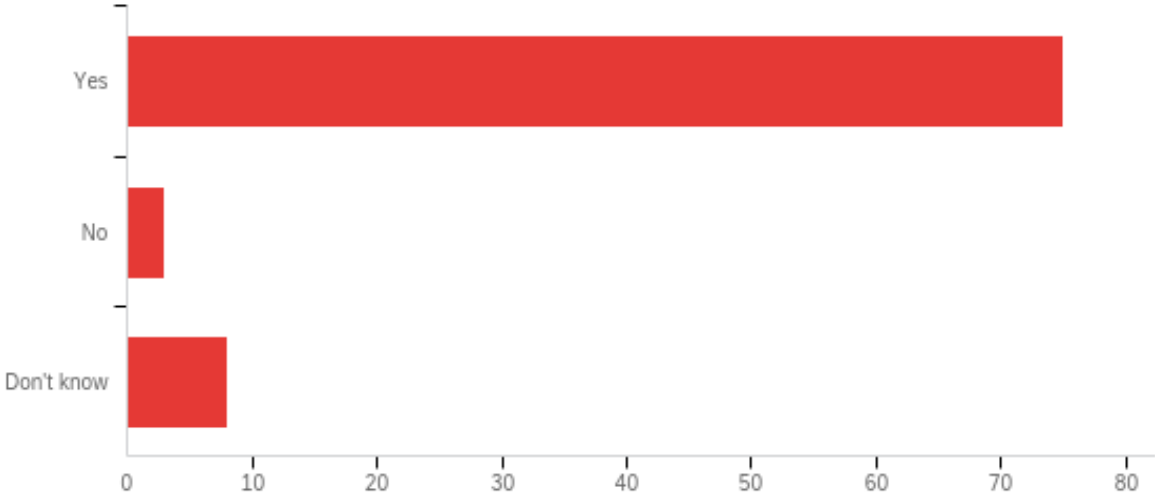
I did not

It was made very clear that it would be easier and cheaper to take the classes. I don't know why the portfolio option exists if we are so discouraged from using it.

The college of Ed sucks

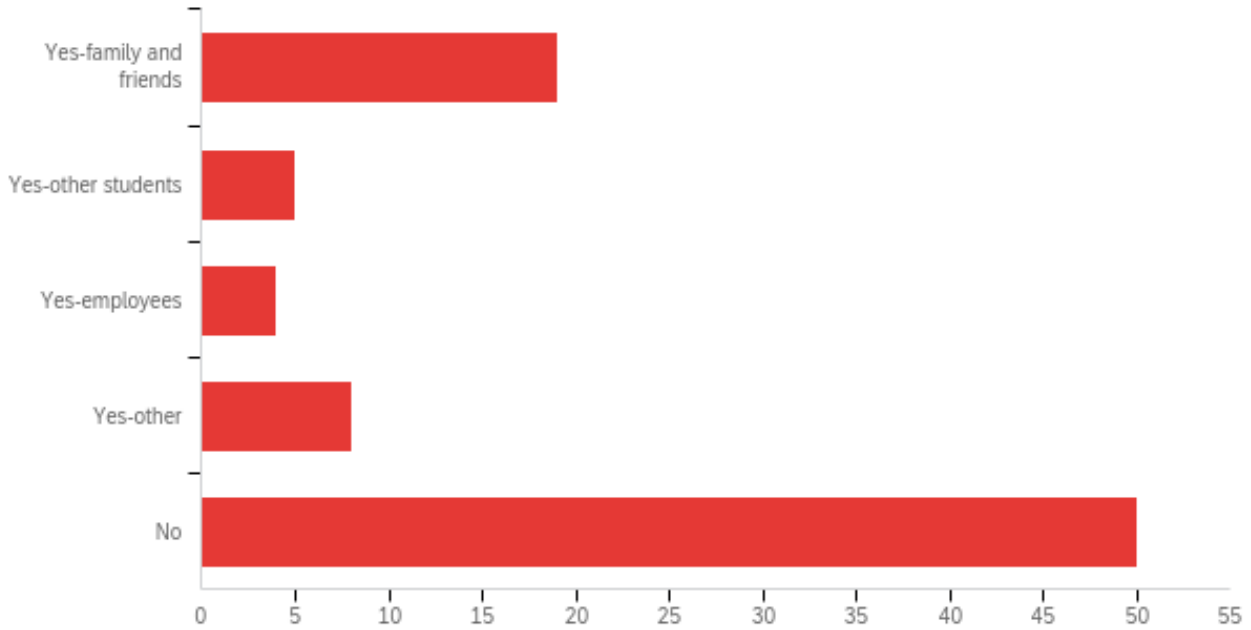
I'm not sure what this is

Q5 - After completing the RBA, do you feel you have learned as much - and are as well educated - as other Marshall University graduates?



#	Answer	%	Count
1	Yes	87.21%	75
2	No	3.49%	3
3	Don't know	9.30%	8
	Total	100%	86

Q6 - Has anyone ever questioned the value of your RBA degree?



#	Answer	%	Count
1	Yes-family and friends	22.09%	19
2	Yes-other students	5.81%	5
3	Yes-employees	4.65%	4
4	Yes-other	9.30%	8
5	No	58.14%	50
	Total	100%	86

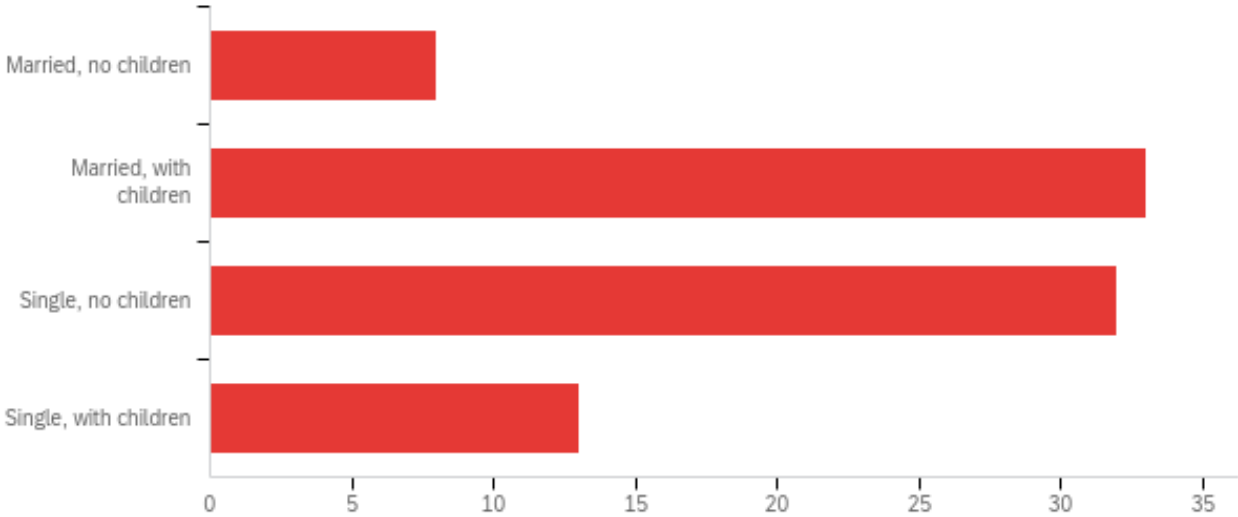
Q6_4_TEXT - Yes-other

Directors in other areas of the school system

other students, employees, friends

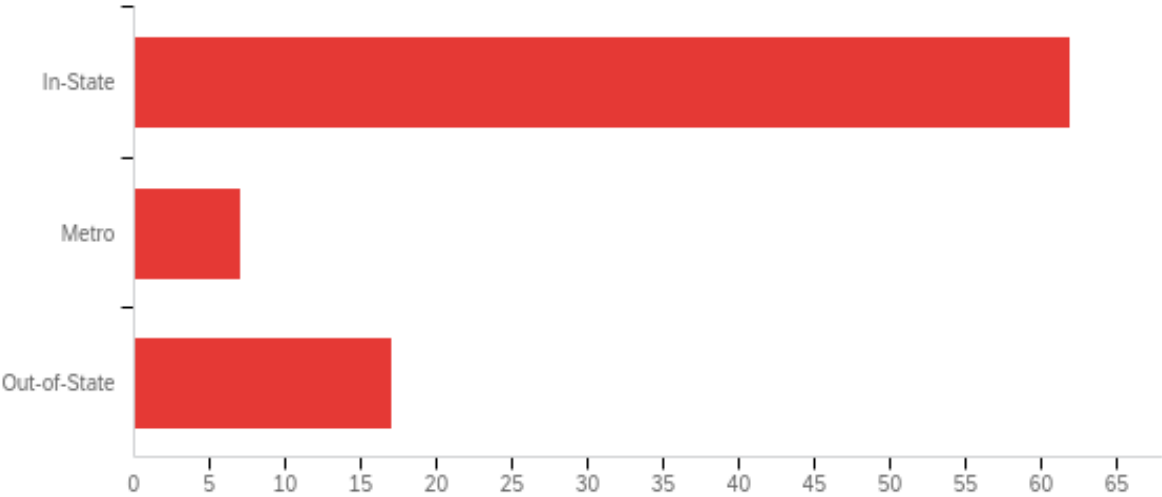
Myself

Q7 - Family Status



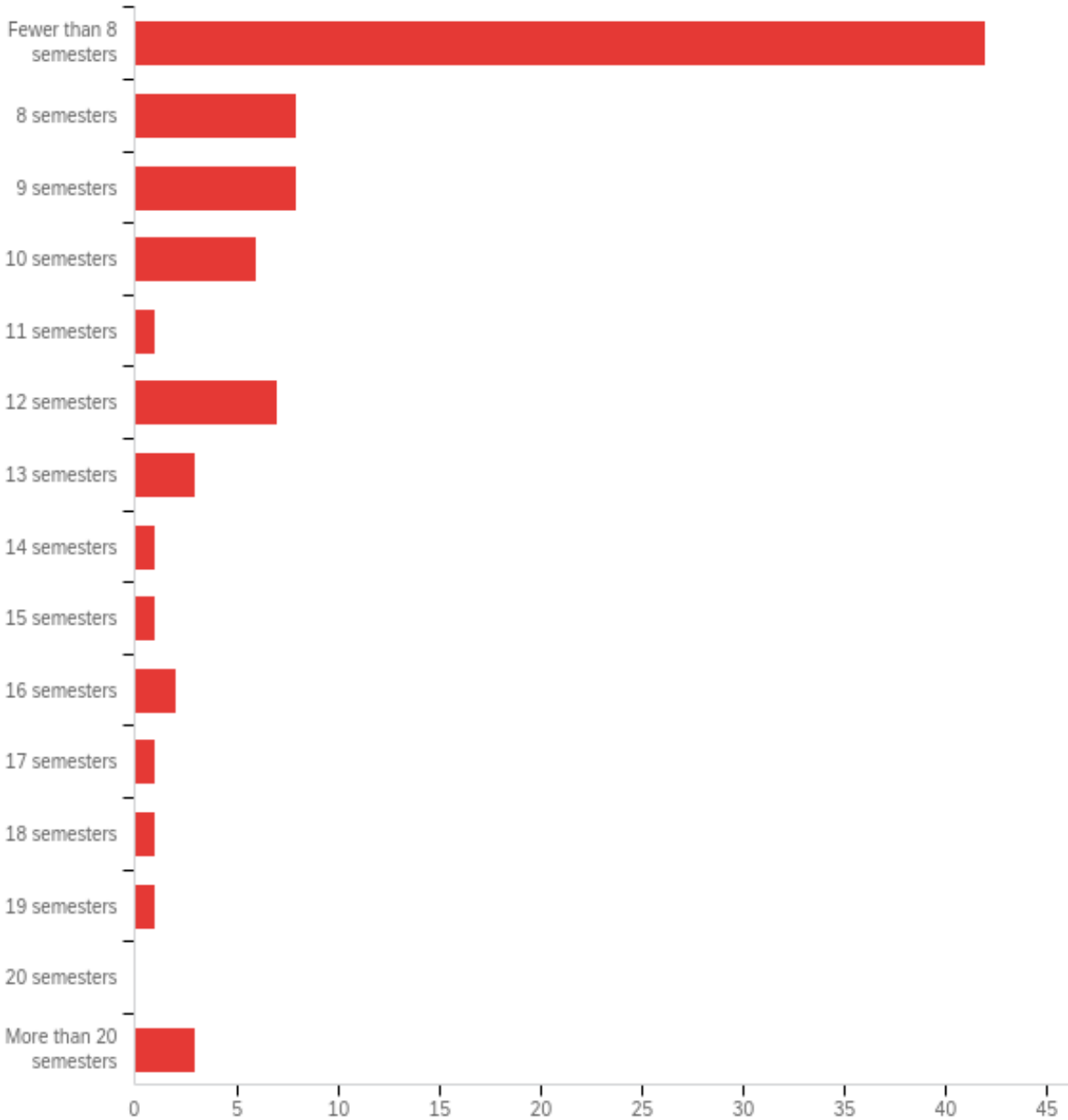
#	Answer	%	Count
1	Married, no children	9.30%	8
2	Married, with children	38.37%	33
3	Single, no children	37.21%	32
4	Single, with children	15.12%	13
	Total	100%	86

Q8 - Residence at time of admission



#	Answer	%	Count
1	In-State	72.09%	62
2	Metro	8.14%	7
3	Out-of-State	19.77%	17
	Total	100%	86

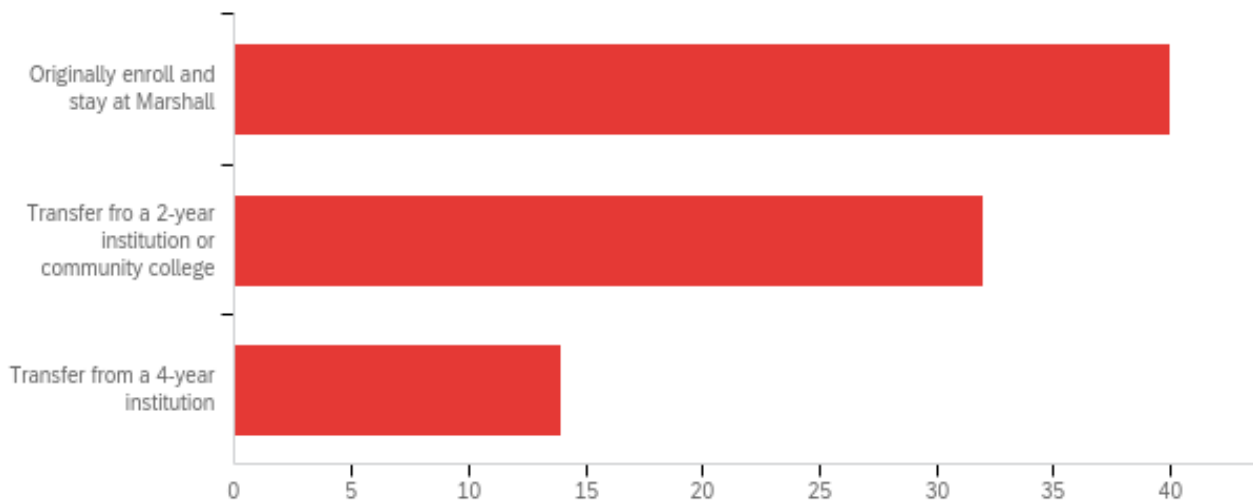
Q9 - Number of semesters enrolled to compete your degree (Note: One semester is equal to fall, spring, or summer, resulting in the potential of three semesters in one year).



#	Answer	%	Count
1	Fewer than 8 semesters	49.41%	42
2	8 semesters	9.41%	8
3	9 semesters	9.41%	8
4	10 semesters	7.06%	6
5	11 semesters	1.18%	1

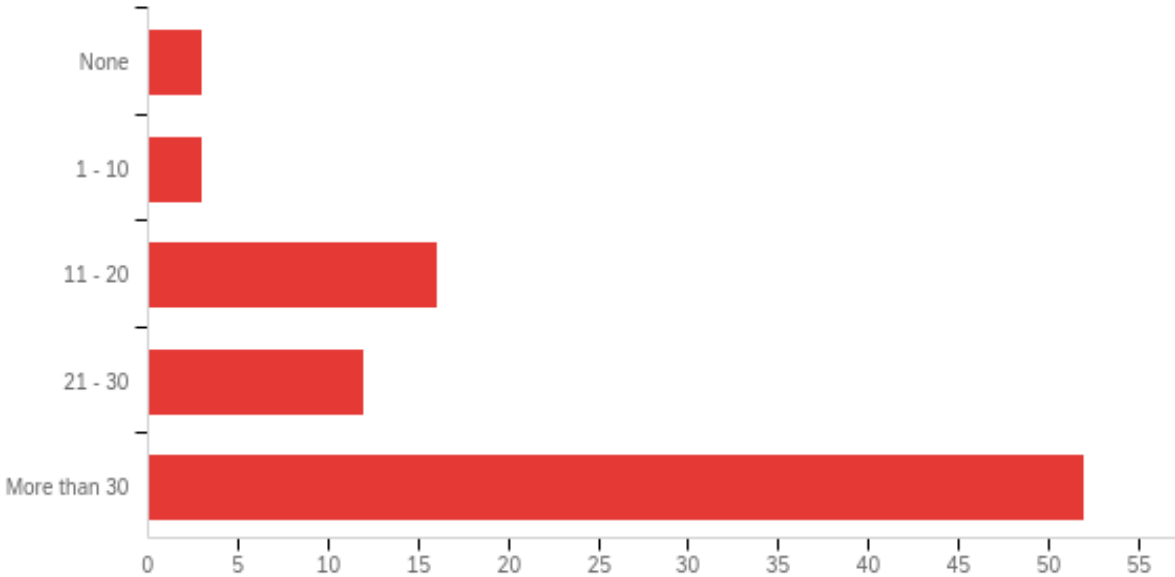
6	12 semesters	8.24%	7
7	13 semesters	3.53%	3
8	14 semesters	1.18%	1
9	15 semesters	1.18%	1
10	16 semesters	2.35%	2
11	17 semesters	1.18%	1
12	18 semesters	1.18%	1
13	19 semesters	1.18%	1
14	20 semesters	0.00%	0
15	More than 20 semesters	3.53%	3
	Total	100%	85

Q10 - While pursuing your degree, did you



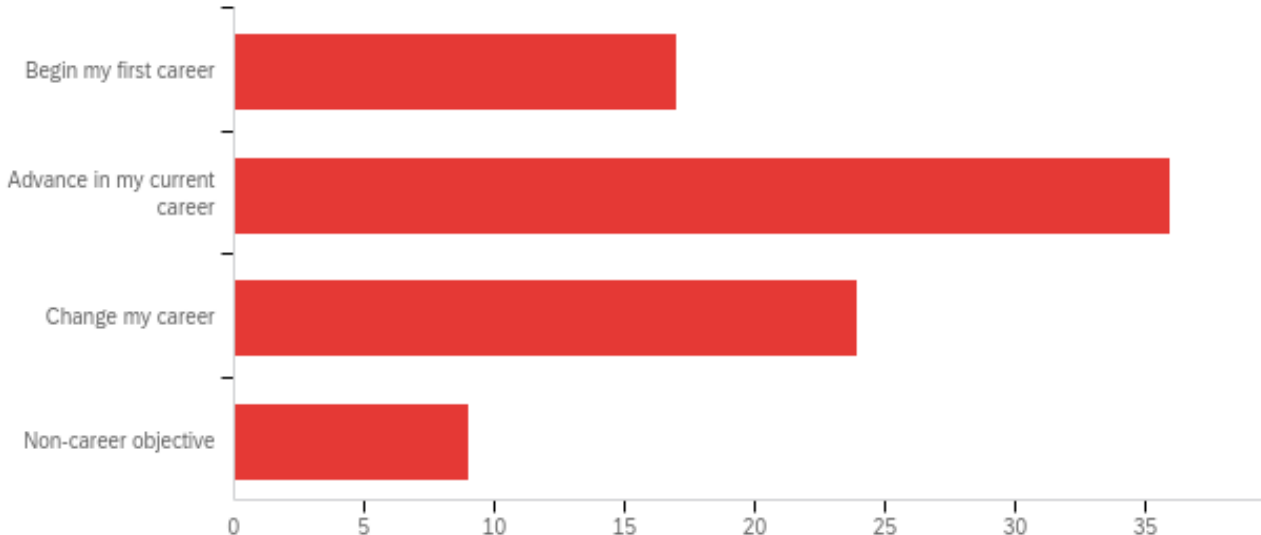
#	Answer	%	Count
1	Originally enroll and stay at Marshall	46.51%	40
2	Transfer from a 2-year institution or community college	37.21%	32
3	Transfer from a 4-year institution	16.28%	14
	Total	100%	86

Q11 - During the last year of your studies, how many hours a week did you work while attending classes?



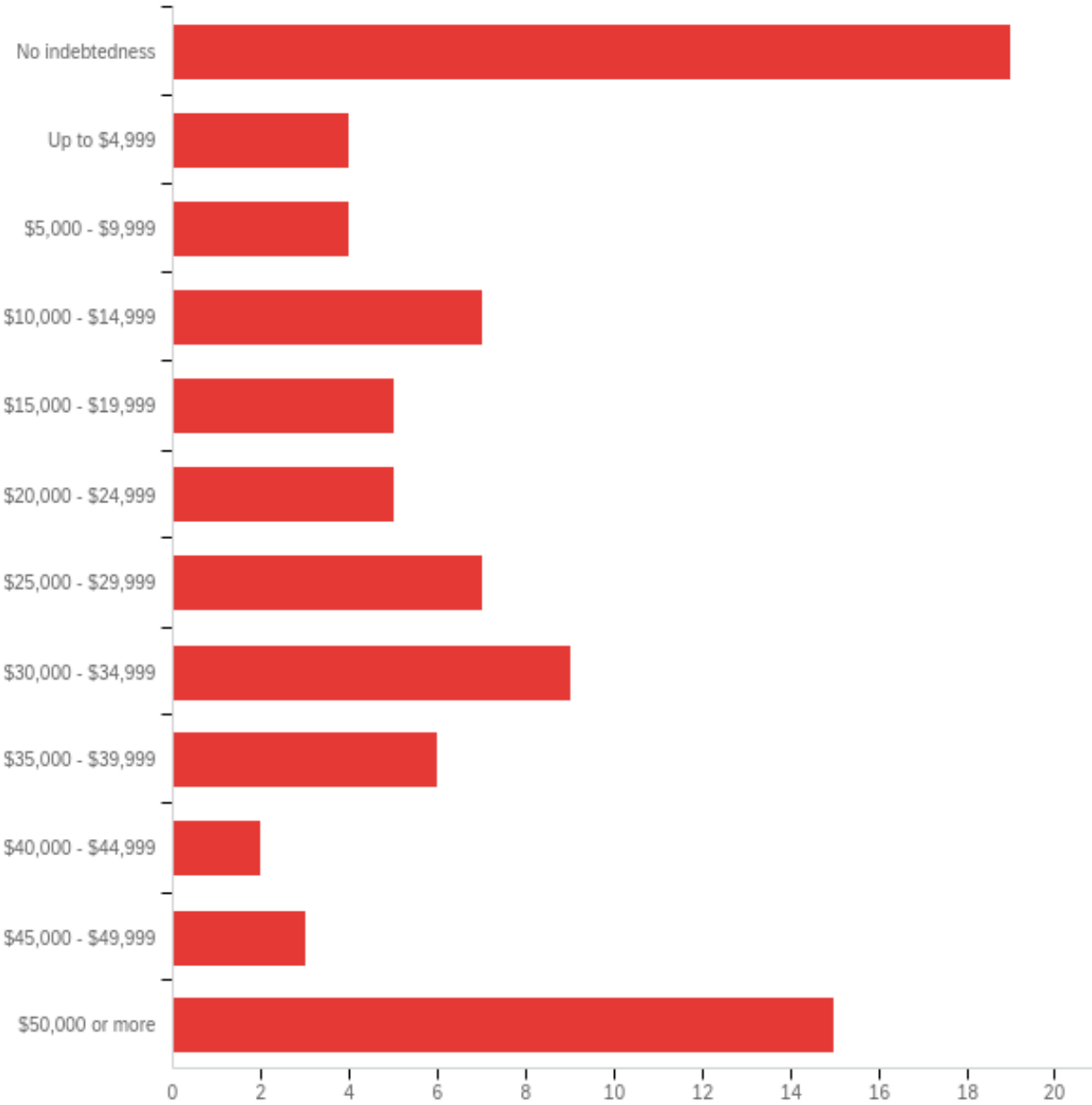
#	Answer	%	Count
1	None	3.49%	3
2	1 - 10	3.49%	3
3	11 - 20	18.60%	16
4	21 - 30	13.95%	12
5	More than 30	60.47%	52
	Total	100%	86

Q12 - Which of the following best describes your educational objective while attending Marshall University?



#	Answer	%	Count
1	Begin my first career	19.77%	17
2	Advance in my current career	41.86%	36
3	Change my career	27.91%	24
4	Non-career objective	10.47%	9
	Total	100%	86

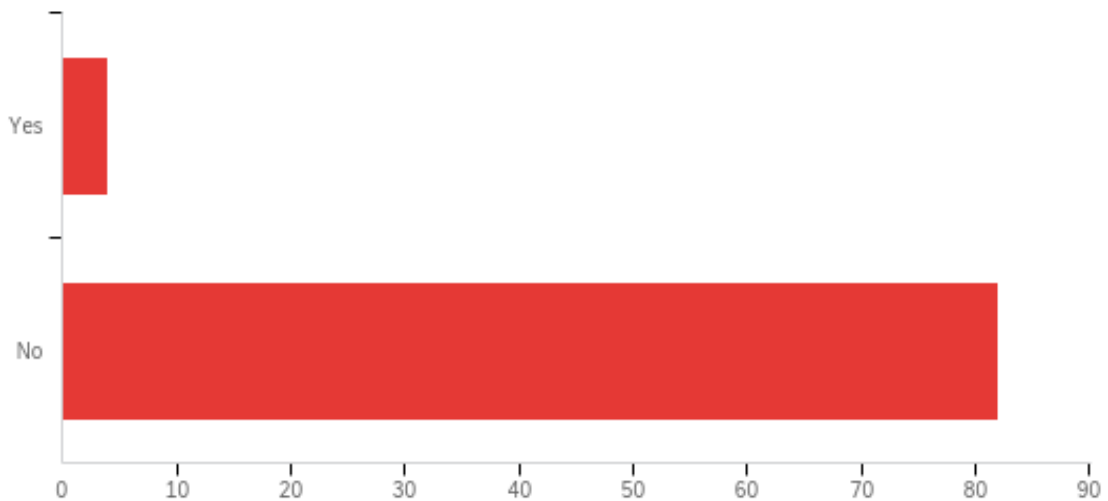
Q13 - Upon graduation, what was the dollar amount of your educational loan indebtedness?



#	Answer	%	Count
1	No indebtedness	22.09%	19
2	Up to \$4,999	4.65%	4
3	\$5,000 - \$9,999	4.65%	4
4	\$10,000 - \$14,999	8.14%	7
5	\$15,000 - \$19,999	5.81%	5

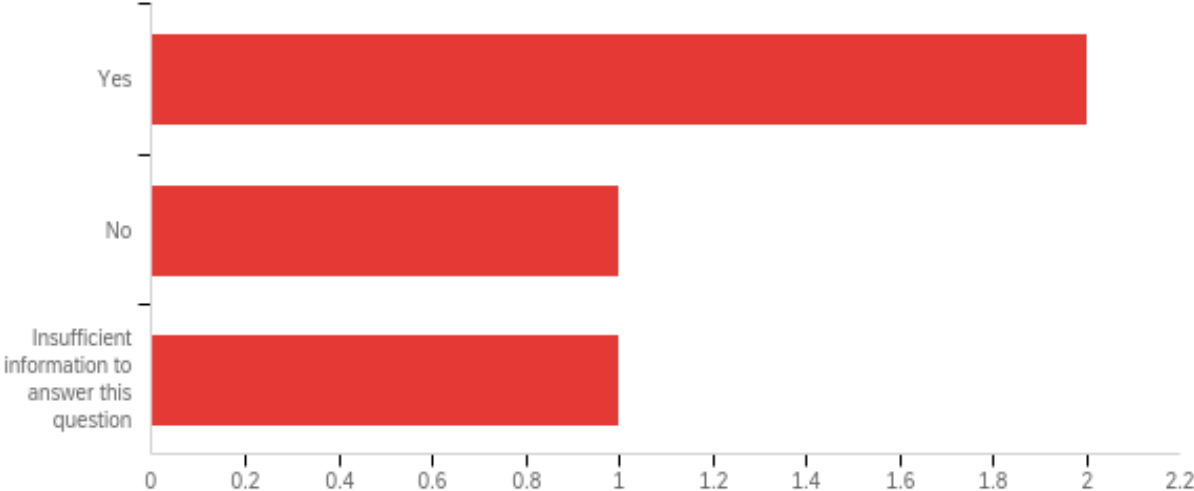
6	\$20,000 - \$24,999	5.81%	5
7	\$25,000 - \$29,999	8.14%	7
8	\$30,000 - \$34,999	10.47%	9
9	\$35,000 - \$39,999	6.98%	6
10	\$40,000 - \$44,999	2.33%	2
11	\$45,000 - \$49,999	3.49%	3
12	\$50,000 or more	17.44%	15
	Total	100%	86

Q14 - Did you take part in an internship, practicum or other structured work experience related to your major and anticipated career?



#	Answer	%	Count
1	Yes	4.65%	4
2	No	95.35%	82
	Total	100%	86

Q15 - If you answered "yes" to the previous question, did that experience increase your ability to secure employment or employment offers?



#	Answer	%	Count
1	Yes	50.00%	2
2	No	25.00%	1
3	Insufficient information to answer this question	25.00%	1
	Total	100%	4

Q16 - While pursuing my degree at Marshall University

#	Question	Agree		Neutral		Disagree		Total
1	I developed the ability to write effectively.	88.10%	74	9.52%	8	2.38%	2	84
2	I used numerical information to explore real world problems.	69.05%	58	25.00%	21	5.95%	5	84
3	I learned to find scholarly information, to evaluate it critically and to use it effectively.	92.77%	77	6.02%	5	1.20%	1	83
4	I gained expertise in the use of technology important in my major field.	67.86%	57	29.76%	25	2.38%	2	84
5	I acquired sufficient skills and knowledge to prepare for career-related positions.	78.57%	66	15.48%	13	5.95%	5	84
6	I developed the ability to express myself effectively through speaking.	74.70%	62	20.48%	17	4.82%	4	83
7	I developed multicultural and global perspectives.	76.19%	64	21.43%	18	2.38%	2	84
8	Writing intensive courses helped me to improve my writing skills.	78.57%	66	19.05%	16	2.38%	2	84
9	My classes challenged me to analyze and evaluate issues and to solve real-world problems in a manner that is ethical and supportive of our civic well-being.	84.52%	71	11.90%	10	3.57%	3	84
10	My capstone course challenged me to do my best work.	41.56%	32	57.14%	44	1.30%	1	77
11	I learned to examine issues from multiple perspectives.	96.43%	81	2.38%	2	1.19%	1	84
12	I learned to use what I know to solve novel problems.	88.10%	74	9.52%	8	2.38%	2	84
13	I learned to analyze my own values and to examine other viewpoints and credible evidence.	90.48%	76	7.14%	6	2.38%	2	84
14	I determined how to improve my own learning and to engage in lifelong learning.	89.16%	74	9.64%	8	1.20%	1	83
15	I used knowledge from more than one area of study to explore issues or to solve problems.	93.98%	78	4.82%	4	1.20%	1	83
16	Writing Intensive courses enhanced my learning experience.	69.05%	58	22.62%	19	8.33%	7	84

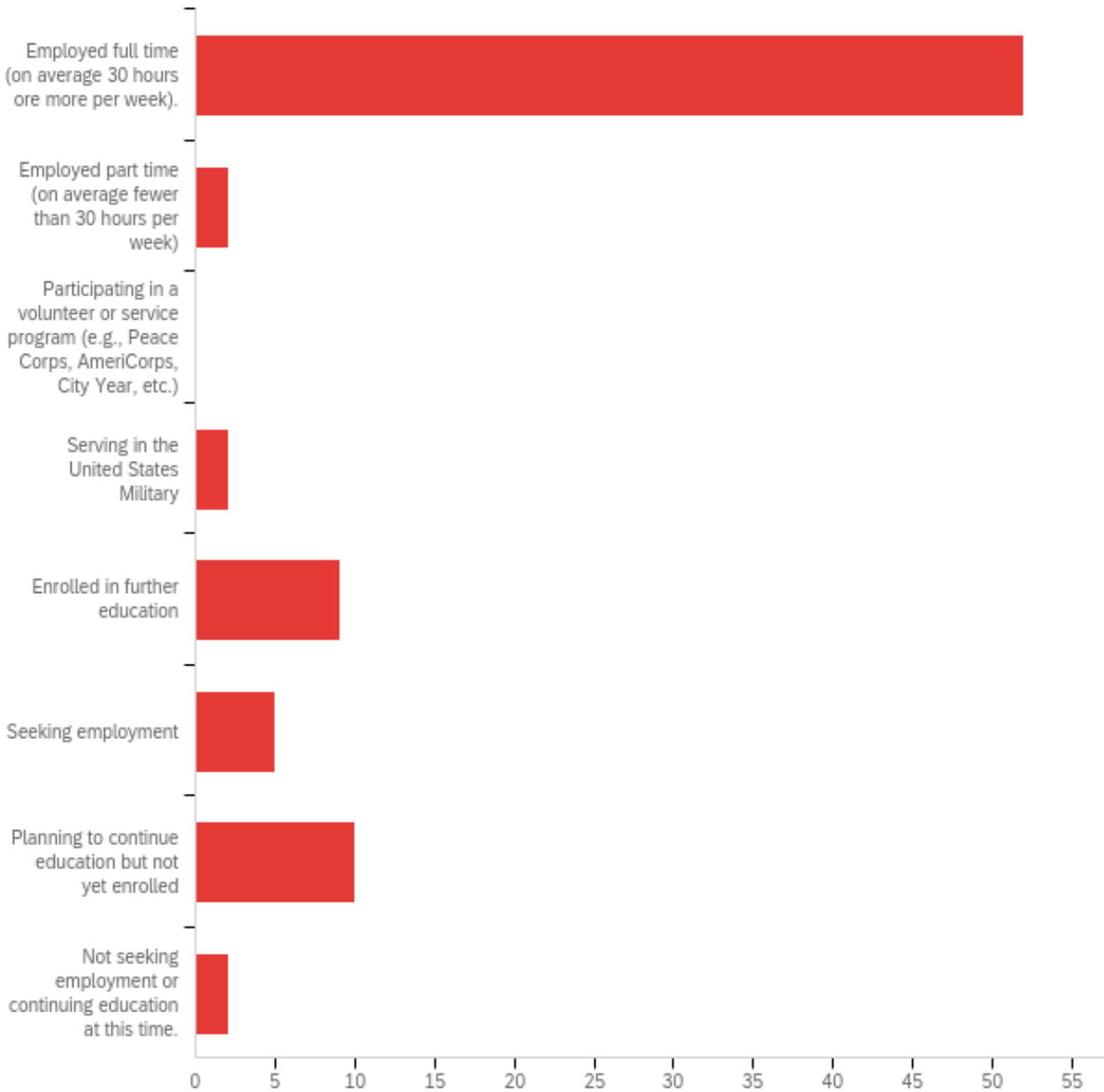
Q17 - Now that I have completed my degree,

#	Question	Agree		Neutral		Disagree		Total
1	I feel adequately prepared for a career and/or graduate or professional study in my major field.	71.43%	60	23.81%	20	4.76%	4	84
2	I believe that Marshall University's program in my major field is of high quality.	82.14%	69	17.86%	15	0.00%	0	84
3	I would recommend to others that they study the same program at Marshall.	85.54%	71	13.25%	11	1.20%	1	83
4	I would recommend Marshall to prospective students.	92.77%	77	6.02%	5	1.20%	1	83

Q18 - Please rate your level of satisfaction with the quality of the following at Marshall:

#	Question	Satisfied		Neutral		Dissatisfied		Total
1	Teaching	89.29%	75	7.14%	6	3.57%	3	84
2	Advising	83.13%	69	9.64%	8	7.23%	6	83
3	Academic Support Services	73.49%	61	21.69%	18	4.82%	4	83
4	Classroom/Lab Facilities	61.45%	51	37.35%	31	1.20%	1	83

Q19 - Which of the following will BEST describe your status after graduation. Please select only ONE of the following categories.



#	Answer	%	Count
1	Employed full time (on average 30 hours or more per week).	63.41%	52
2	Employed part time (on average fewer than 30 hours per week)	2.44%	2
3	Participating in a volunteer or service program (e.g., Peace Corps, AmeriCorps, City Year, etc.)	0.00%	0
4	Serving in the United States Military	2.44%	2
5	Enrolled in further education	10.98%	9

6	Seeking employment	6.10%	5
7	Planning to continue education but not yet enrolled	12.20%	10
8	Not seeking employment or continuing education at this time.	2.44%	2
	Total	100%	82

Q20 - Please provide the name of your employer AND your employer's location (e.g., city, state or country if outside the United States).

Please provide the name of your employer AND your employer's location (e.g., city, state or country if outside the United States).

WVARNG Kenova Wv

Chick-Fil-A Gainesville, GA

Marshall University Police Department Huntington, WV

Ttech

Mingo county BOE

CSX

Lawrence County Recovery, LLC in Ironton, Ohio

Putnam County Libraries (Cabell) Hurricane, WV

BB&T now Truist Bank, Charleston, WV

Lincoln County Opportunity Co., Inc. Hamlin, WV

Marshall Family Medicine Huntington, WV

FedEx

Atrium health Charlotte NC

Federal Bureau of Prisons

Pepsi Beverage Company Cookeville, TN

MU School of Medicine, Huntington, WV

Kanawha County Schools Charleston, WV 25302

West Virginia Department of Agriculture, Charleston, WV

City of Greensboro located in Greensboro, NC

Pray Construction Company, Scott Depot, WV

Dr Nicole Rashid MD South Charleston, WV 25309

John C Adams Enterprises

Jobs and Hope WV. Kanawha Putnam county

Kanawha County Schools Charleston, WV

Job prior to grad

Hershel "Woody" Williams VA Medical Center, Huntington, WV

Uptowner Inns Roatan, Honduras

CAMC Memorial Hospital Charleston WV

Sephora -Knoxville, TN

Fazolis Huntington

Big Sandy Superstore

Step By Step, Inc., Charleston WV

Whitesville Fire and EMS - Whitesville, WV

Moses Automall Huntington, WV 25704

Menards, 1 Menards dr. Barboursville, WV, 25504

Putnam County Sheriff's Department

Huntington Hospitalist Group- Huntington, WV

IGT - Charleston WV

Bailed, Craig, Yon, and Sellards - Huntington, WV

Self-employed

Marshalls in Barboursville, WV

Dallas ISD in Dallas, Texas

Biggby Coffee, Fort Wayne, IN

Corp of engineers Huntington WV

I would rather not

CVS Huntington WV

Almost Heaven Building Company. Charleston, WV

HMRRA Man WV

Appalachian Power. Charleston, SV

Holzer Health System Gallipolis, Ohio

Q21 – If employed, please provide your job title.

If employed, please provide your job title.

Warrant Officer

General Manager

Police Officer

Agent

Cook

Manager Dispatch Development

Billing Specialist

Library Branch Manager

Mortgage Processing Assistant

HR Coordinator

COVID Tent Screener

Manager

Psychology Technician

Delivery Supervisor

Program Coordinator

Supervisor of Exceptional Students

Product Registration Specialist

Detective/POIII

Project Manager

Medical billing

Employment Specialist

Transition Agent

Transportation supervisor of safety and training

Medical Supply Technician

Marketing Director

Lead Imaging Technologist

Sephora Store Manager

manager

Sales Manager

Afterschool Site Coordinator

Paramedic

Communications coordinator

Receiving

Lieutenant - Deputy Sheriff

Laboratory Manager-Molecular/Toxicology

Field Marketing and Sales Supervisor

Runner

Entrepreneur

Women's Coordinator

Detective Sergeant

Barista

Program analyst

Pharmacy intern

Contracting

Permit Sales Rep

Administrative Assistant

Radiologic Technologist, Radiology Manager

Technology Sales Manager

Q22 - If employed, what is your annual base salary in U. S. dollars? (Please choose the appropriate range).



#	Answer	%	Count
1	I have not yet accepted employment	0.00%	0
2	\$10,000 or less	1.96%	1
3	\$10,001 - \$15,000	3.92%	2
4	\$15,001 - \$20,000	3.92%	2
5	\$20,001 - \$25,000	5.88%	3

6	\$25,001 - \$30,000	11.76%	6
7	\$30,001 - \$35,000	11.76%	6
8	\$35,001 - \$40,000	11.76%	6
9	\$40,001 - \$45,000	3.92%	2
10	\$45,001 - \$50,000	5.88%	3
11	\$50,001 - \$55,000	9.80%	5
12	\$55,001 - \$60,000	9.80%	5
13	\$60,001 - \$65,000	1.96%	1
14	\$65,001 - \$70,000	5.88%	3
15	\$70,001 - \$75,000	0.00%	0
16	\$75,001 - \$80,000	5.88%	3
17	\$80,001 - \$85,000	1.96%	1
18	\$85,001 - \$90,000	0.00%	0
19	\$90,001 - \$95,000	0.00%	0
20	\$95,001 - \$100,000	0.00%	0
21	More than \$100,000	3.92%	2
	Total	100%	51

Q23 - Guaranteed first-year bonus amount in U. S. dollars, if you are receiving one.

0

0

Education incentive of a one-time \$5,000 bonus

N/a

No bonus structure

none

N/A

0

0

\$265,000

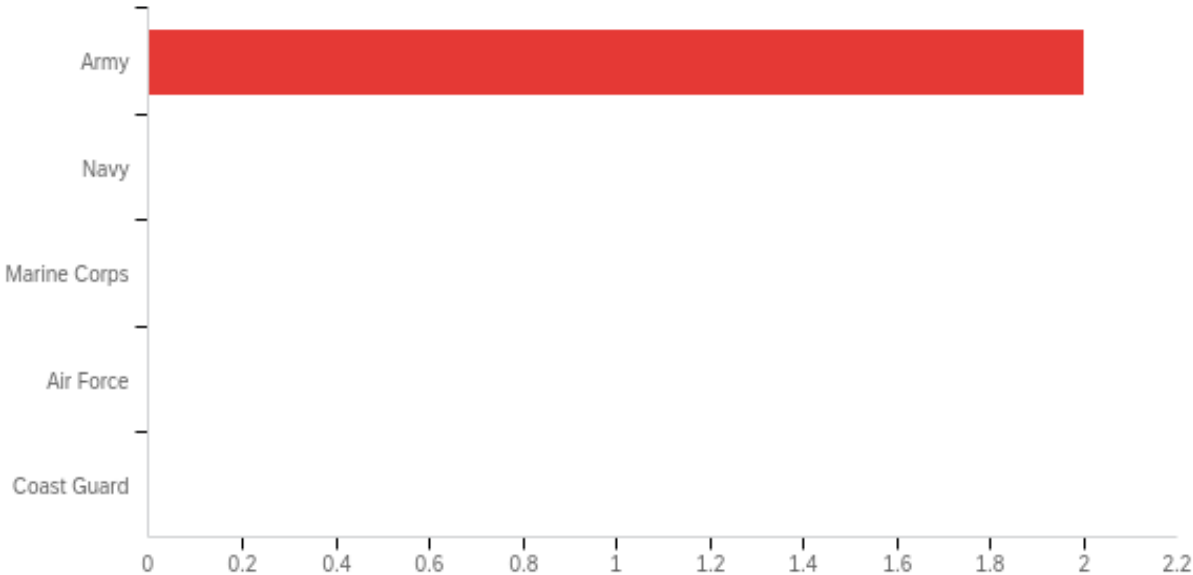
Q24 - Please provide the name of the service organization as well as assignment city and state (or country if outside the U. S.).

No responses

Q25 - What is your role or title within the Service Organization?

No responses

Q26 - Please choose your military service branch and provide your rank in the text box next to the service branch you select.



#	Answer	%	Count
1	Army	100.00%	2
2	Navy	0.00%	0
3	Marine Corps	0.00%	0
4	Air Force	0.00%	0
5	Coast Guard	0.00%	0
	Total	100%	2

Q26_1_TEXT - Army

E3

E-8

Q27 - Please provide the name of the higher education institution and location (city, state, country [if outside U.S.]) you plan to attend.

Please provide the name of the higher education institution and location (city, state, country [if outside U.S.]) you plan to attend.

Marshall

Marshall University

Lord Fairfax Community College

Liberty University Blacksburg, VA

Marshall university

Mountwest Community and Technical College

Marshall University

Florida Gulf Coast University

Marshall University

Q28 - What program of study will you pursue?

What program of study will you pursue?

Preschool Special Education

Human Resource Management

Medical Coding & Billing

Strategic Communication

Human Resources

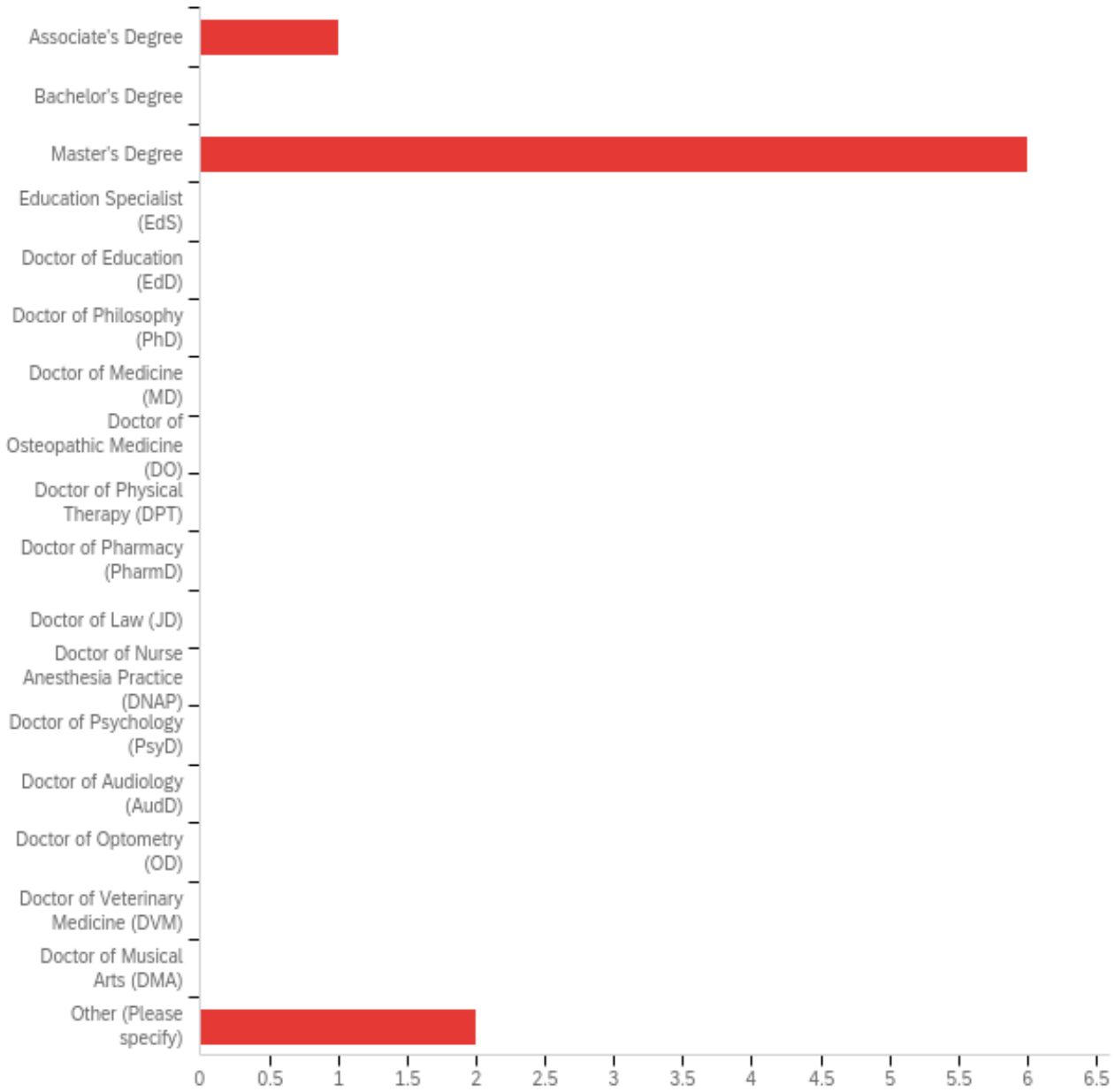
Certified coding specialist

Communication Disorders

Social Work

Social Work

Q29 - What degree will you pursue at this institution?



#	Answer	%	Count
1	Associate's Degree	11.11%	1
2	Bachelor's Degree	0.00%	0
3	Master's Degree	66.67%	6
4	Education Specialist (EdS)	0.00%	0
5	Doctor of Education (EdD)	0.00%	0
6	Doctor of Philosophy (PhD)	0.00%	0

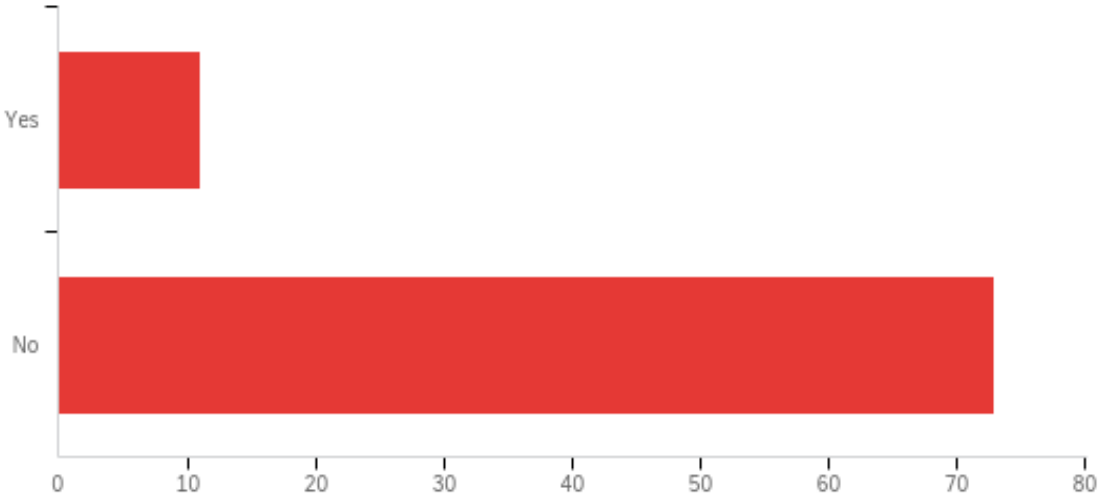
7	Doctor of Medicine (MD)	0.00%	0
8	Doctor of Osteopathic Medicine (DO)	0.00%	0
9	Doctor of Physical Therapy (DPT)	0.00%	0
10	Doctor of Pharmacy (PharmD)	0.00%	0
11	Doctor of Law (JD)	0.00%	0
12	Doctor of Nurse Anesthesia Practice (DNAP)	0.00%	0
13	Doctor of Psychology (PsyD)	0.00%	0
14	Doctor of Audiology (AudD)	0.00%	0
15	Doctor of Optometry (OD)	0.00%	0
16	Doctor of Veterinary Medicine (DVM)	0.00%	0
17	Doctor of Musical Arts (DMA)	0.00%	0
18	Other (Please specify)	22.22%	2
	Total	100%	9

Q29_18_TEXT - Other (Please specify)

Certification

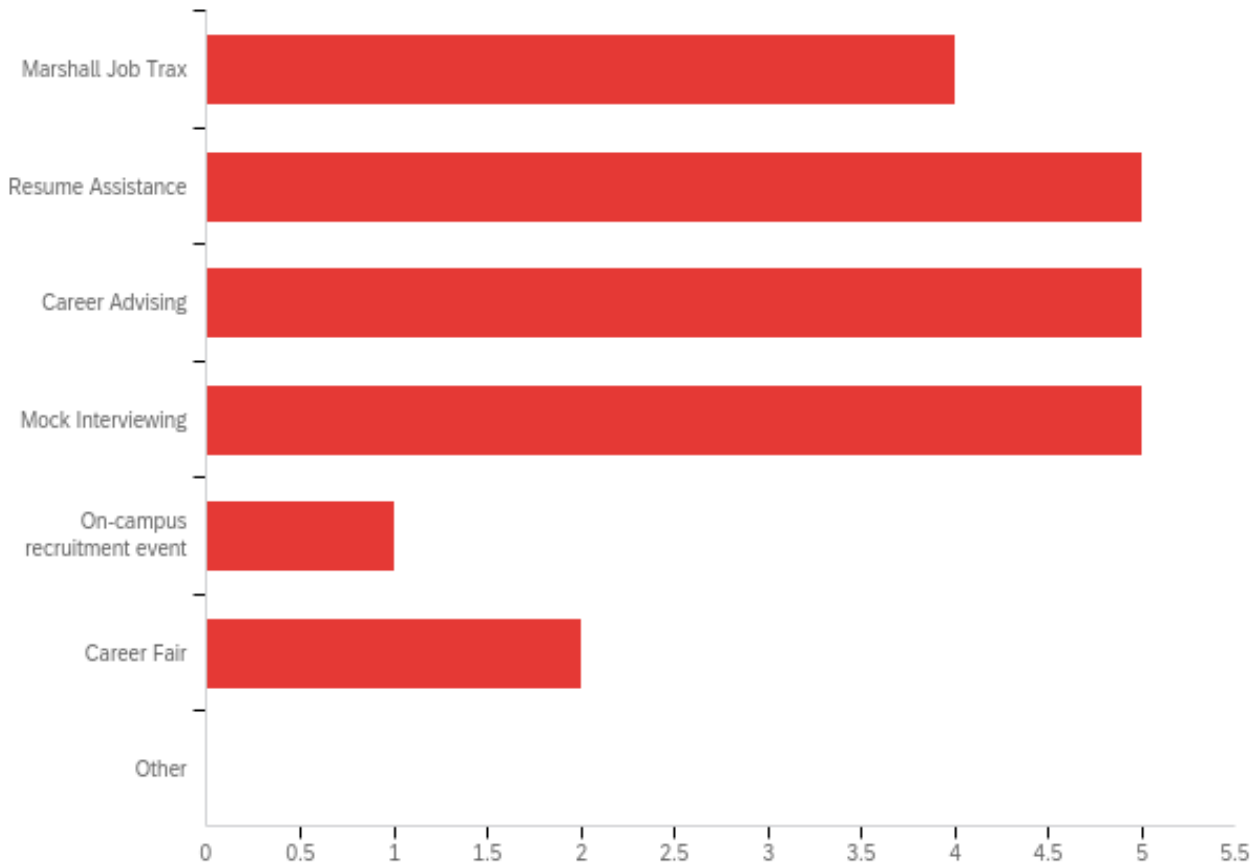
Bachelor's and Master's

Q30 - Did you use Career Services to help you with your career plans?



#	Answer	%	Count
1	Yes	13.10%	11
2	No	86.90%	73
	Total	100%	84

Q31 - If you answered "yes" to the previous question, please indicate all services used.



#	Answer	%	Count
1	Marshall Job Trax	18.18%	4
2	Resume Assistance	22.73%	5
3	Career Advising	22.73%	5
4	Mock Interviewing	22.73%	5
5	On-campus recruitment event	4.55%	1
6	Career Fair	9.09%	2
7	Other	0.00%	0
	Total	100%	22