



Marshall University Graduation Survey Report
 Lewis College of Business
 Academic Year 2020 – 2021

Q1 - Please indicate your level of satisfaction with these elements of your experience in the Account Program:

#	Question	Satisfied		Neutral		Dissatisfied		Total
1	Accounting courses promote critical thinking and analytic skills	85.71%	6	14.29%	1	0.00%	0	7
2	Accounting courses promote writing skills	85.71%	6	14.29%	1	0.00%	0	7
3	Accounting courses promote speaking skills	71.43%	5	28.57%	2	0.00%	0	7
4	Accounting courses adequately prepared me for my planned career	71.43%	5	28.57%	2	0.00%	0	7
5	Accounting courses provided adequate experience with and knowledge of computers	85.71%	6	14.29%	1	0.00%	0	7
6	Accounting faculty are generally accessible	57.14%	4	28.57%	2	14.29%	1	7
7	Accounting faculty seemed interested in me as a student	57.14%	4	28.57%	2	14.29%	1	7

Q2 - Please indicate your level of satisfaction with these elements of your experience in the Economics Major:

#	Question	Satisfied		Neutral		Dissatisfied		Total
1	Economics courses promote critical thinking and analytic skills	100.00%	3	0.00%	0	0.00%	0	3
2	Economics courses promote writing skills	100.00%	3	0.00%	0	0.00%	0	3
3	Economics courses promote speaking skills	33.33%	1	66.67%	2	0.00%	0	3
4	Economics courses adequately prepared me for my planned career	100.00%	3	0.00%	0	0.00%	0	3
5	Economics courses provided adequate experience with and knowledge of computers	100.00%	3	0.00%	0	0.00%	0	3

6	Economics faculty are generally accessible	66.67%	2	33.33%	1	0.00%	0	3
7	Economics faculty seemed interested in me as a student	33.33%	1	66.67%	2	0.00%	0	3

Q3 - Please indicate your level of satisfaction with these elements of your experience in the International Business Major:

#	Question	Satisfied		Neutral		Dissatisfied		Total
1	International Business courses promote critical thinking and analytic skills	100.00%	2	0.00%	0	0.00%	0	2
2	International Business courses promote writing skills	100.00%	2	0.00%	0	0.00%	0	2
3	International Business courses promote speaking skills	50.00%	1	50.00%	1	0.00%	0	2
4	International Business courses adequately prepared me for my planned career	100.00%	2	0.00%	0	0.00%	0	2
5	International Business courses provided adequate experience with and knowledge of computers	50.00%	1	50.00%	1	0.00%	0	2
6	International Business faculty are generally accessible	100.00%	2	0.00%	0	0.00%	0	2
7	International Business faculty seemed interested in me as a student	50.00%	1	50.00%	1	0.00%	0	2

Q4 - Please indicate your level of satisfaction with these elements of your experience in the Finance Major:

#	Question	Satisfied		Neutral		Dissatisfied		Total
1	Finance courses promote critical thinking and analytic skills	100.00%	10	0.00%	0	0.00%	0	10
2	Finance courses promote writing skills	90.00%	9	10.00%	1	0.00%	0	10
3	Finance courses promote speaking skills	100.00%	10	0.00%	0	0.00%	0	10
4	Finance courses adequately prepared me for my planned career	70.00%	7	30.00%	3	0.00%	0	10
5	Finance courses provided adequate experience with and knowledge of computers	80.00%	8	20.00%	2	0.00%	0	10
6	Finance faculty are generally accessible	77.78%	7	22.22%	2	0.00%	0	9
7	Finance faculty seemed interested in me as a student	90.00%	9	10.00%	1	0.00%	0	10

Q5 - What is your level of satisfaction with these elements of your experience in the Management Major:

#	Question	Satisfied		Neutral		Dissatisfied		Total
1	Management courses promote critical thinking and analytic skills	84.62%	11	15.38%	2	0.00%	0	13
2	Management courses promote writing skills	83.33%	10	16.67%	2	0.00%	0	12
3	Management courses promote speaking skills	75.00%	9	25.00%	3	0.00%	0	12
4	Management courses adequately prepared me for my planned career	58.33%	7	41.67%	5	0.00%	0	12
5	Management courses provided adequate experience with and knowledge of computers	58.33%	7	41.67%	5	0.00%	0	12
6	Management faculty are generally accessible	83.33%	10	16.67%	2	0.00%	0	12
7	Management faculty seemed interested in me as a student	75.00%	9	25.00%	3	0.00%	0	12

Q6 - Please indicate your level of satisfaction with these elements of your experience in the MIS (Management Information Systems) Major:

#	Question	Satisfied		Neutral		Dissatisfied		Total
1	MIS courses promote critical thinking and analytic skills	100.00%	2	0.00%	0	0.00%	0	2
2	MIS courses promote writing skills	50.00%	1	50.00%	1	0.00%	0	2
3	MIS courses promote speaking skills	50.00%	1	50.00%	1	0.00%	0	2
4	MIS courses adequately prepared me for my planned career	100.00%	2	0.00%	0	0.00%	0	2
5	MIS courses provided adequate experience with and knowledge of computers	100.00%	2	0.00%	0	0.00%	0	2
6	MIS faculty are generally accessible	100.00%	2	0.00%	0	0.00%	0	2
7	MIS faculty seemed interested in me as a student	100.00%	2	0.00%	0	0.00%	0	2

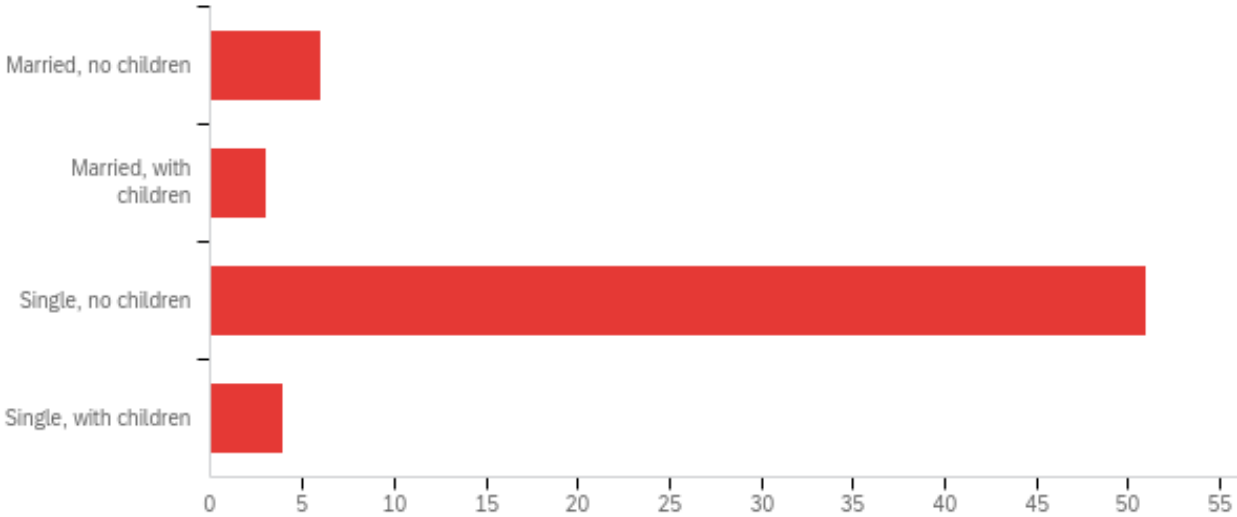
Q7 - Please indicate your level of satisfaction with these elements of your experience in the Marketing Major:

#	Question	Satisfied		Neutral		Dissatisfied		Total
1	Marketing courses promote critical thinking and analytic skills	66.67%	8	25.00%	3	8.33%	1	12
2	Marketing courses promote writing skills	58.33%	7	41.67%	5	0.00%	0	12
3	Marketing courses promote speaking skills	83.33%	10	16.67%	2	0.00%	0	12
4	Marketing courses adequately prepared me for my planned career	58.33%	7	41.67%	5	0.00%	0	12
5	Marketing courses provided adequate experience with and knowledge of computers	66.67%	8	33.33%	4	0.00%	0	12
6	Marketing faculty are generally accessible	83.33%	10	16.67%	2	0.00%	0	12
7	Marketing faculty seemed interested in me as a student	91.67%	11	8.33%	1	0.00%	0	12

Q8 - Please indicate your level of satisfaction with these elements of your experience in the Lewis College of Business.

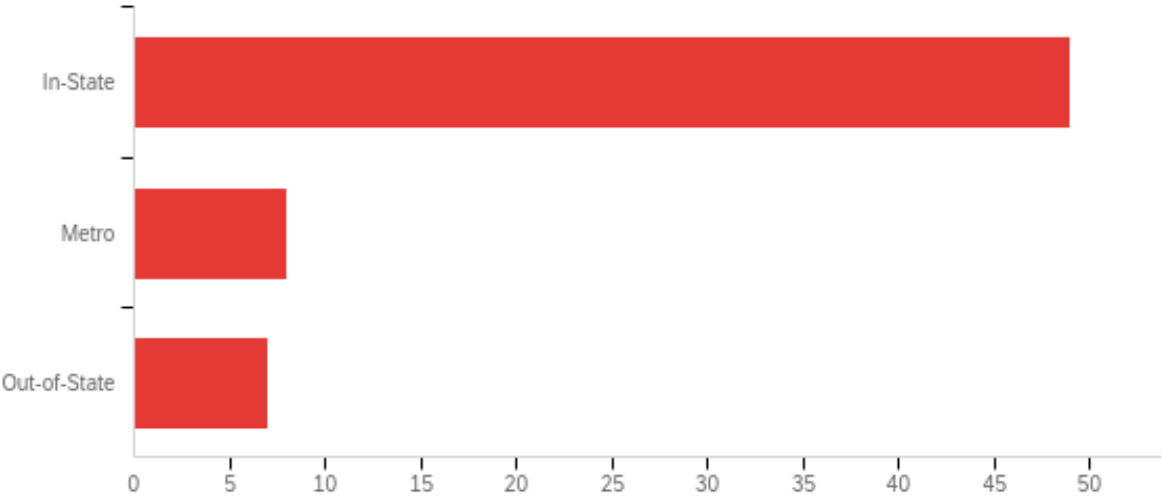
#	Question	Satisfied		Neutral		Dissatisfied		Total
1	Availability of academic advising	87.30%	55	9.52%	6	3.17%	2	63
2	Quality of advising	88.89%	56	7.94%	5	3.17%	2	63
3	Availability of courses inside the Lewis College of Business	80.95%	51	15.87%	10	3.17%	2	63
4	Availability of courses outside the Lewis College of Business	68.25%	43	26.98%	17	4.76%	3	63
5	Information about college policies and procedures	71.43%	45	25.40%	16	3.17%	2	63
6	Information about college events and activities	79.37%	50	19.05%	12	1.59%	1	63
7	Sufficient summer school offerings	61.90%	39	34.92%	22	3.17%	2	63
8	Relevance of business courses outside my major	69.84%	44	30.16%	19	0.00%	0	63

Q9 - Family Status



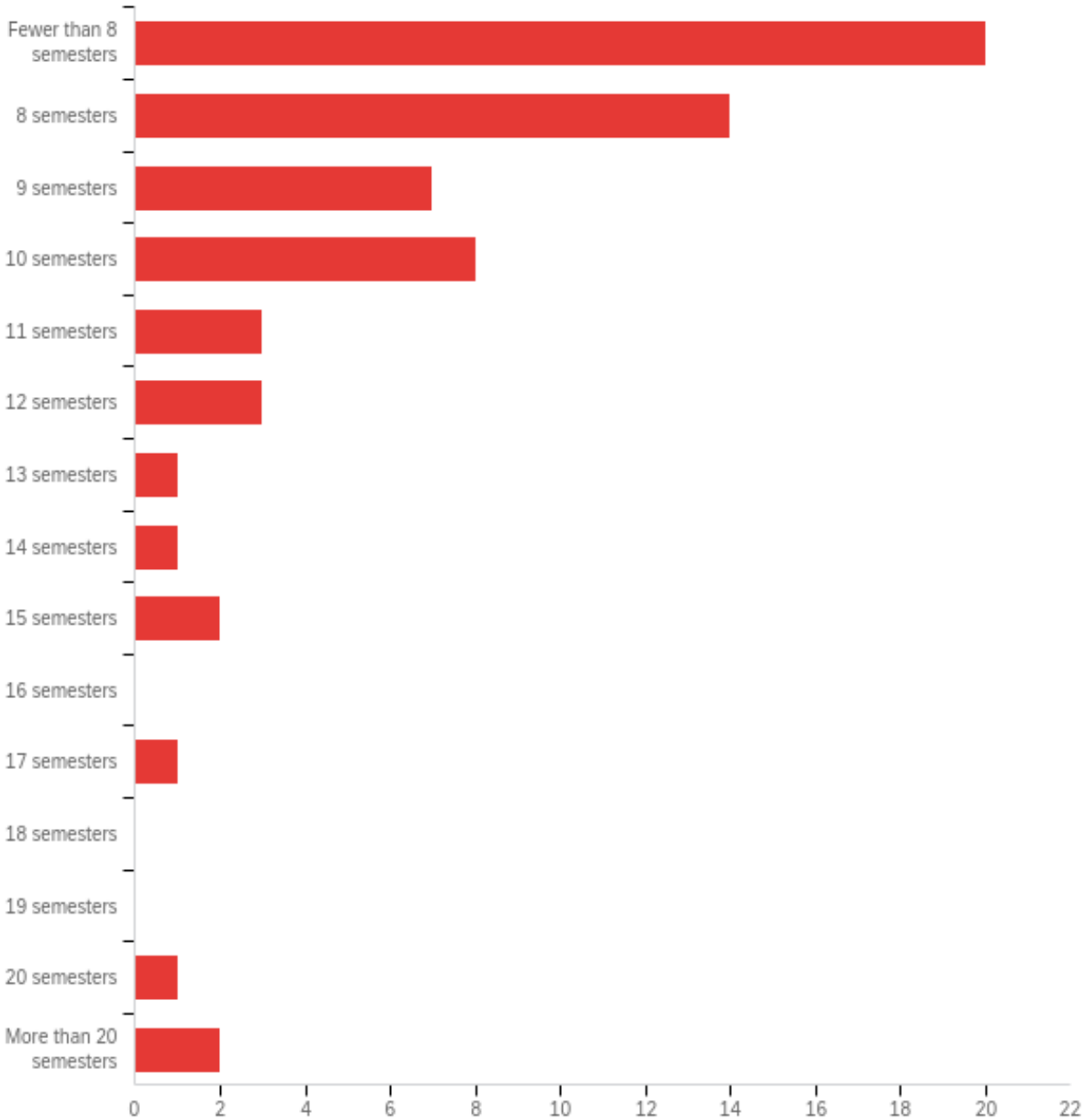
#	Answer	%	Count
1	Married, no children	9.38%	6
2	Married, with children	4.69%	3
3	Single, no children	79.69%	51
4	Single, with children	6.25%	4
	Total	100%	64

Q10 - Residence at time of admission



#	Answer	%	Count
1	In-State	76.56%	49
2	Metro	12.50%	8
3	Out-of-State	10.94%	7
	Total	100%	64

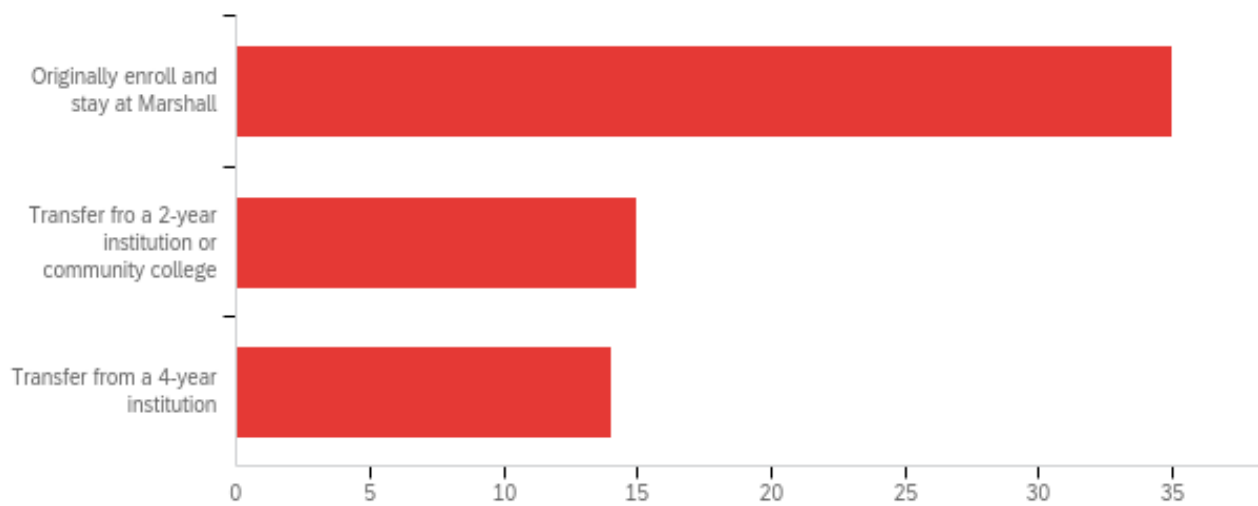
Q11 - Number of semesters enrolled to compete your degree (Note: One semester is equal to fall, spring, or summer, resulting in the potential of three semesters in one year).



#	Answer	%	Count
1	Fewer than 8 semesters	31.75%	20
2	8 semesters	22.22%	14
3	9 semesters	11.11%	7
4	10 semesters	12.70%	8
5	11 semesters	4.76%	3

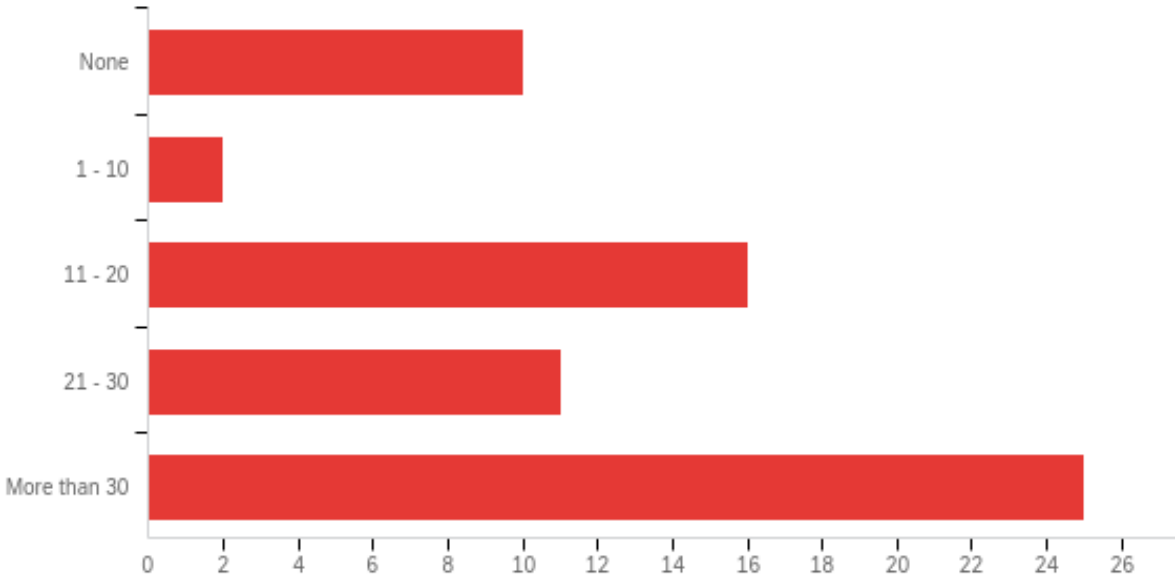
6	12 semesters	4.76%	3
7	13 semesters	1.59%	1
8	14 semesters	1.59%	1
9	15 semesters	3.17%	2
10	16 semesters	0.00%	0
11	17 semesters	1.59%	1
12	18 semesters	0.00%	0
13	19 semesters	0.00%	0
14	20 semesters	1.59%	1
15	More than 20 semesters	3.17%	2
	Total	100%	63

Q12 - While pursuing your degree, did you



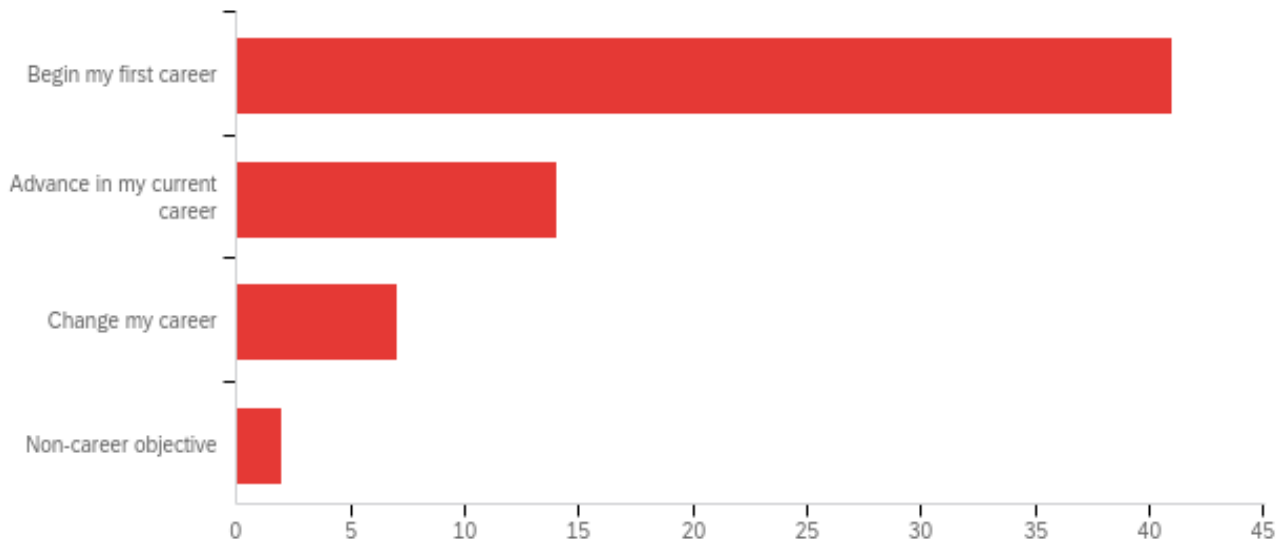
#	Answer	%	Count
1	Originally enroll and stay at Marshall	54.69%	35
2	Transfer from a 2-year institution or community college	23.44%	15
3	Transfer from a 4-year institution	21.88%	14
	Total	100%	64

Q13 - During the last year of your studies, how many hours a week did you work while attending classes?



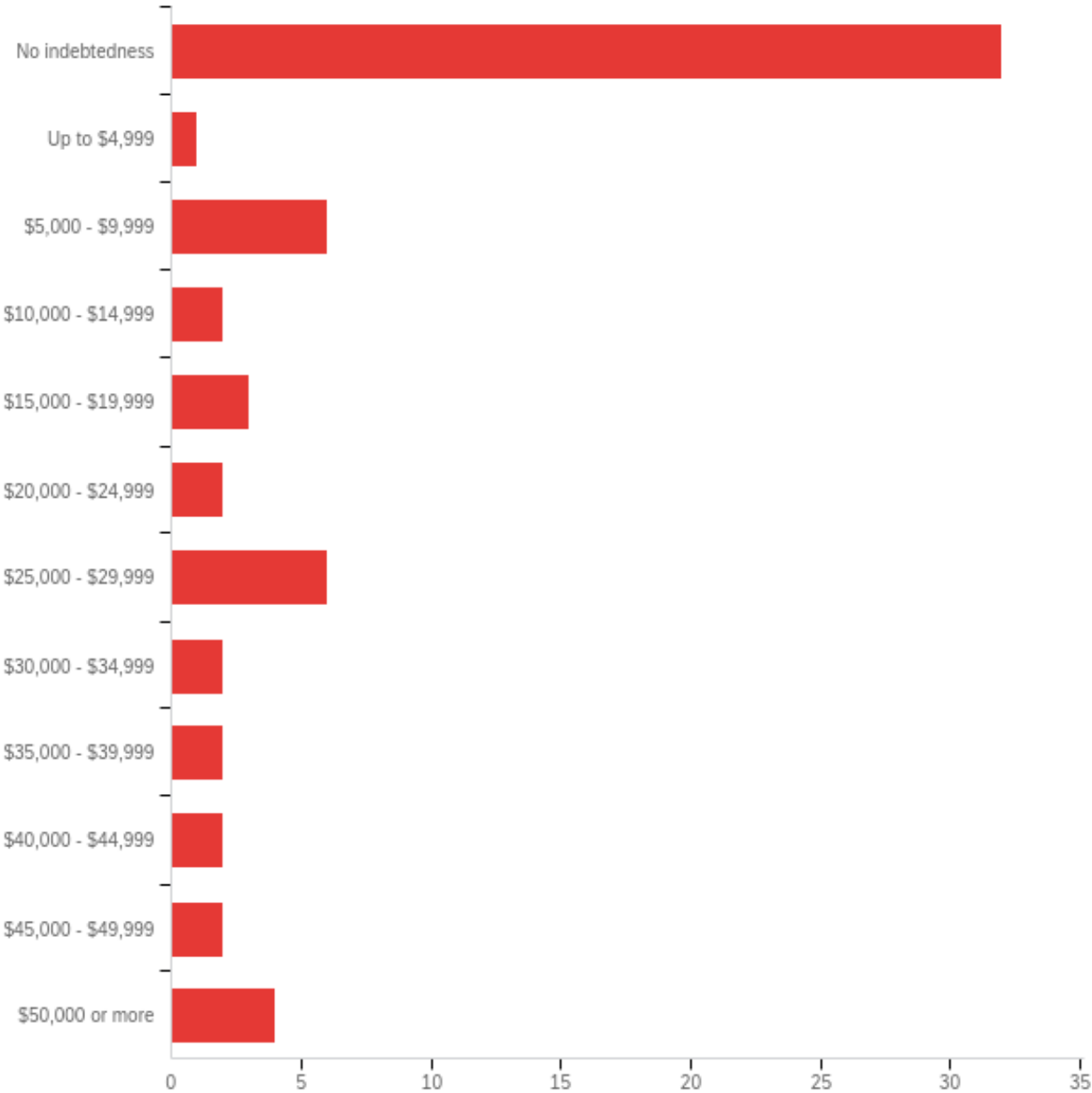
#	Answer	%	Count
1	None	15.63%	10
2	1 - 10	3.13%	2
3	11 - 20	25.00%	16
4	21 - 30	17.19%	11
5	More than 30	39.06%	25
	Total	100%	64

Q14 - Which of the following best describes your educational objective while attending Marshall University?



#	Answer	%	Count
1	Begin my first career	64.06%	41
2	Advance in my current career	21.88%	14
3	Change my career	10.94%	7
4	Non-career objective	3.13%	2
	Total	100%	64

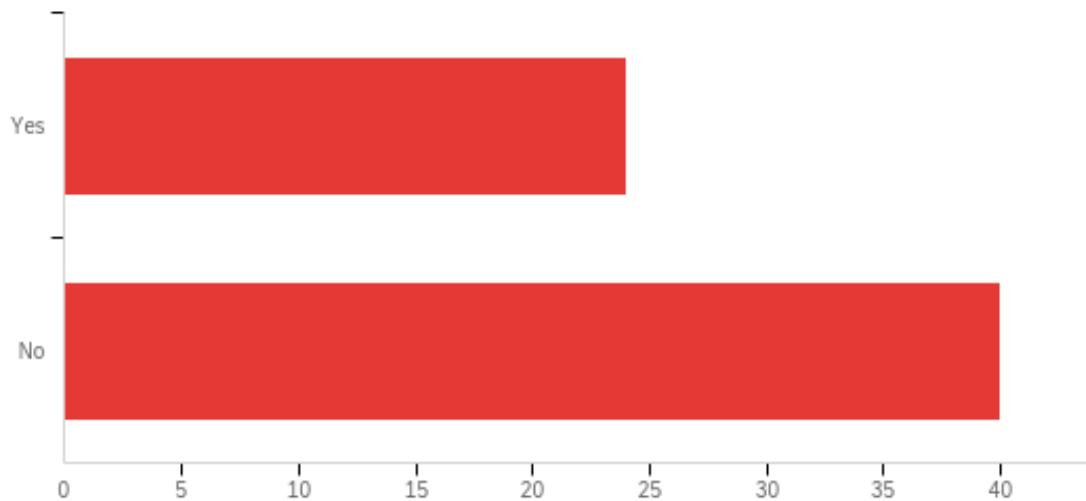
Q15 - Upon graduation, what was the dollar amount of your educational loan indebtedness?



#	Answer	%	Count
1	No indebtedness	50.00%	32
2	Up to \$4,999	1.56%	1
3	\$5,000 - \$9,999	9.38%	6
4	\$10,000 - \$14,999	3.13%	2
5	\$15,000 - \$19,999	4.69%	3

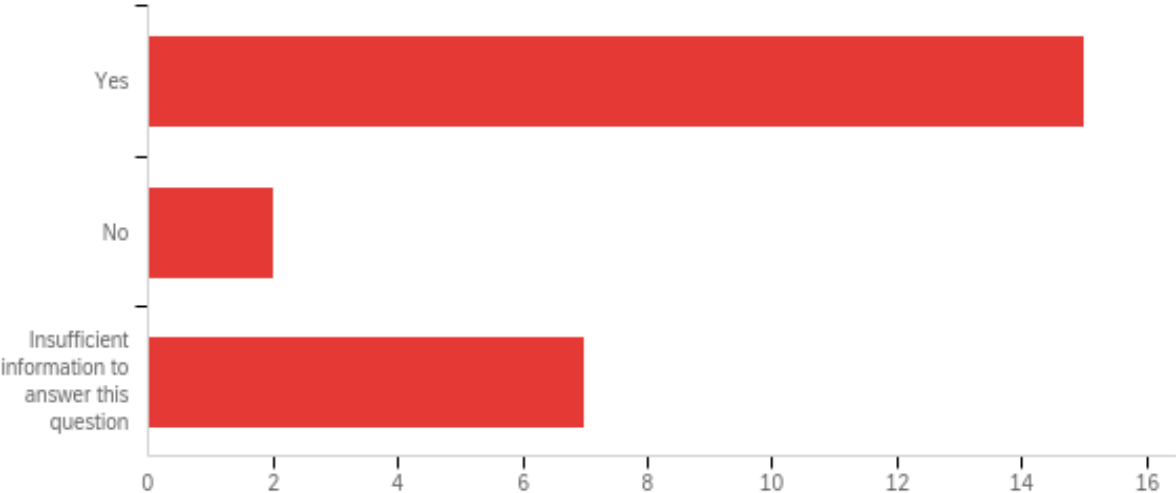
6	\$20,000 - \$24,999	3.13%	2
7	\$25,000 - \$29,999	9.38%	6
8	\$30,000 - \$34,999	3.13%	2
9	\$35,000 - \$39,999	3.13%	2
10	\$40,000 - \$44,999	3.13%	2
11	\$45,000 - \$49,999	3.13%	2
12	\$50,000 or more	6.25%	4
	Total	100%	64

Q16 - Did you take part in an internship, practicum or other structured work experience related to your major and anticipated career?



#	Answer	%	Count
1	Yes	37.50%	24
2	No	62.50%	40
	Total	100%	64

Q17 - If you answered "yes" to the previous question, did that experience increase your ability to secure employment or employment offers?



#	Answer	%	Count
1	Yes	62.50%	15
2	No	8.33%	2
3	Insufficient information to answer this question	29.17%	7
	Total	100%	24

Q18 - While pursuing my degree at Marshall University

#	Question	Agree		Neutral		Disagree		Total
1	I developed the ability to write effectively.	87.10%	54	12.90%	8	0.00%	0	62
2	I used numerical information to explore real world problems.	85.71%	54	12.70%	8	1.59%	1	63
3	I learned to find scholarly information, to evaluate it critically and to use it effectively.	88.71%	55	9.68%	6	1.61%	1	62
4	I gained expertise in the use of technology important in my major field.	76.19%	48	19.05%	12	4.76%	3	63
5	I acquired sufficient skills and knowledge to prepare for career-related positions.	80.95%	51	15.87%	10	3.17%	2	63
6	I developed the ability to express myself effectively through speaking.	79.37%	50	17.46%	11	3.17%	2	63
7	I developed multicultural and global perspectives.	74.60%	47	20.63%	13	4.76%	3	63
8	Writing intensive courses helped me to improve my writing skills.	80.95%	51	15.87%	10	3.17%	2	63
9	My classes challenged me to analyze and evaluate issues and to solve real-world problems in a manner that is ethical and supportive of our civic well-being.	85.71%	54	12.70%	8	1.59%	1	63
10	My capstone course challenged me to do my best work.	80.95%	51	14.29%	9	4.76%	3	63
11	I learned to examine issues from multiple perspectives.	87.30%	55	11.11%	7	1.59%	1	63
12	I learned to use what I know to solve novel problems.	87.30%	55	9.52%	6	3.17%	2	63
13	I learned to analyze my own values and to examine other viewpoints and credible evidence.	85.71%	54	12.70%	8	1.59%	1	63
14	I determined how to improve my own learning and to engage in lifelong learning.	84.13%	53	12.70%	8	3.17%	2	63
15	I used knowledge from more than one area of study to explore issues or to solve problems.	88.89%	56	9.52%	6	1.59%	1	63
16	Writing Intensive courses enhanced my learning experience.	74.60%	47	22.22%	14	3.17%	2	63

Q19 - Now that I have completed my degree,

#	Question	Agree	Neutral	Disagree	Total
1	I feel adequately prepared for a career and/or graduate or professional study in my major field.	76.19% 48	20.63% 13	3.17% 2	63
2	I believe that Marshall University's program in my major field is of high quality.	80.95% 51	14.29% 9	4.76% 3	63
3	I would recommend to others that they study the same program at Marshall.	77.42% 48	19.35% 12	3.23% 2	62
4	I would recommend Marshall to prospective students.	82.26% 51	14.52% 9	3.23% 2	62

Q20 - Please rate your level of satisfaction with the quality of the following at Marshall:

#	Question	Satisfied	Neutral	Dissatisfied	Total
1	Teaching	79.37% 50	15.87% 10	4.76% 3	63
2	Advising	87.30% 55	9.52% 6	3.17% 2	63
3	Academic Support Services	71.43% 45	26.98% 17	1.59% 1	63
4	Classroom/Lab Facilities	69.84% 44	28.57% 18	1.59% 1	63

Q21 - Which of the following will BEST describe your status after graduation. Please select only ONE of the following categories.

#	Answer	%	Count
1	Employed full time (on average 30 hours or more per week).	44.44%	28
2	Employed part time (on average fewer than 30 hours per week)	3.17%	2
3	Participating in a volunteer or service program (e.g., Peace Corps, AmeriCorps, City Year, etc.)	0.00%	0
4	Serving in the United States Military	3.17%	2
5	Enrolled in further education	15.87%	10
6	Seeking employment	22.22%	14
7	Planning to continue education but not yet enrolled	11.11%	7
8	Not seeking employment or continuing education at this time.	0.00%	0
	Total	100%	63

Q22 - Please provide the name of your employer AND your employer's location (e.g., city, state or country if outside the United States).

Please provide the name of your employer AND your employer's location (e.g., city, state or country if outside the United States).

Sheetz

I plan on working at Jackson in Nashville Tennessee

Alcon Labs Huntington WV

State Electric - Huntington

Family Vision Clinic in Barboursville, WV

Ernst & Young - Charleston WV

a competitive swim company

Atomic distributing. Huntington WV

Scragglepop Kettlecorn - Huntington, WV

Autism Services Center Huntington, WV

Robert Bias Tax and Accounting Danville, WV

Proprietary company Yiwu, Zhejiang province, China

Aldi Gallipolis, Ohio 45631

Jason Elkins State Farm

First National Bank. Grayson, KY

Kanawha County Metro 911

State of WV. Charleston, WV

Chapman Technical Group 200 Sixth Ave St. Albans WV 25526

Raven Industries Sioux Falls, SD

Techtronic Industries (TTi) in Huntington, WV

Hogsett Inc, Lavalette, WV

Autism Services Center Huntington, WV

Brown Edwards

St Joseph grade school Huntington WV Starlight behavioral health Huntington wv

Marshall University Huntington, WV 25755

Q23 - If employed, please provide your job title.

If employed, please provide your job title.

Associate

Investment wholesaler

AP Specialist

Inventory Control

Optometric Technician

Staff

Head Coach and manager

Relief driver

Digital Marketing Manager

Residential House Manager

Tax Associate

Board game store investor and operations

associate

Customer service/sales representative

Customer Service Representative

System Administrator

Claims Specialist

Secretary

Tax Accountant I

Event Marketing Specialist

Accountant

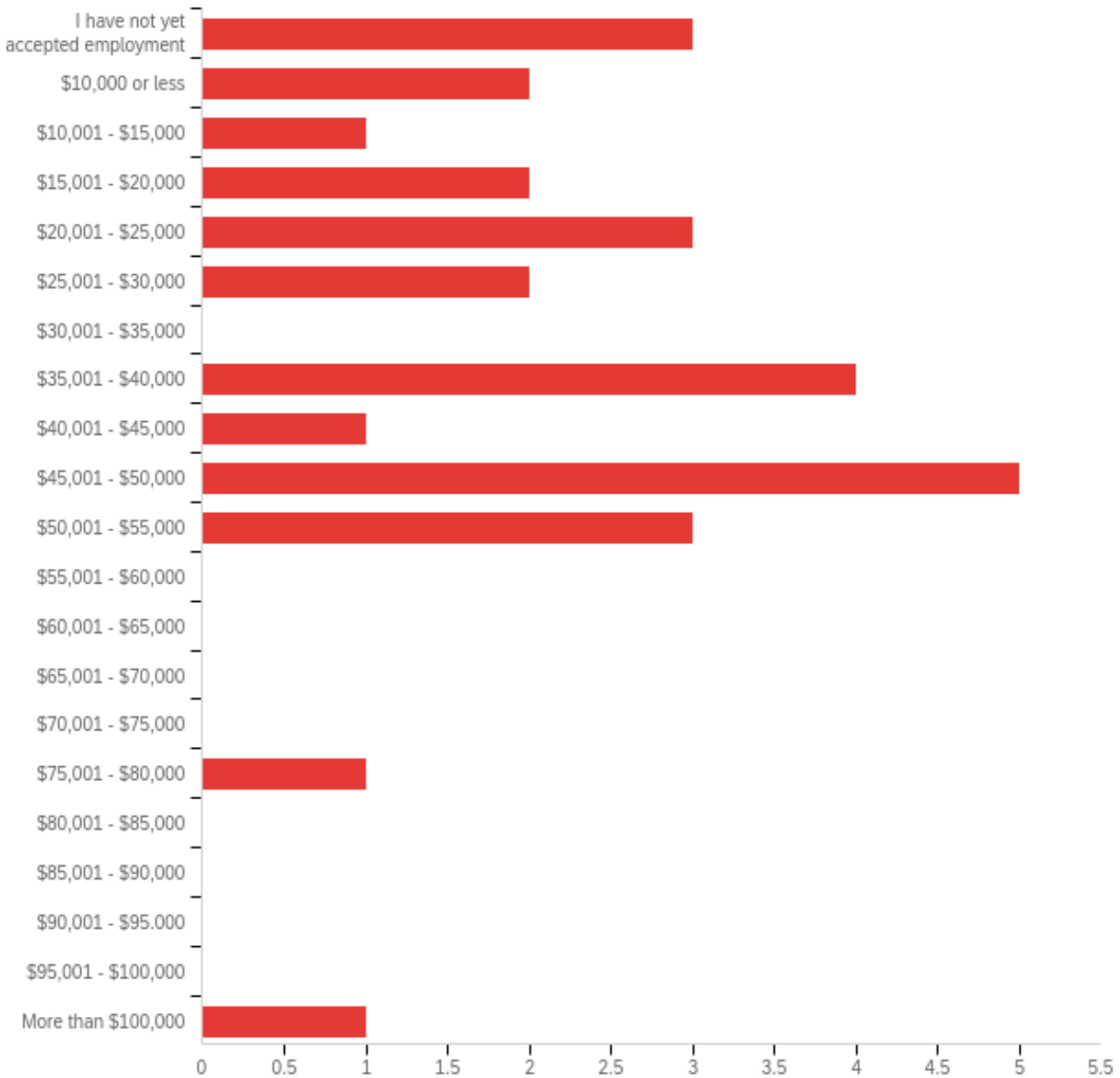
Direct support staff, Registered Behavior Technician

Tax Associate

Janitor, direct care staff

Program Assistant II

Q24 - If employed, what is your annual base salary in U. S. dollars? (Please choose the appropriate range).



#	Answer	%	Count
1	I have not yet accepted employment	10.71%	3
2	\$10,000 or less	7.14%	2
3	\$10,001 - \$15,000	3.57%	1
4	\$15,001 - \$20,000	7.14%	2
5	\$20,001 - \$25,000	10.71%	3

6	\$25,001 - \$30,000	7.14%	2
7	\$30,001 - \$35,000	0.00%	0
8	\$35,001 - \$40,000	14.29%	4
9	\$40,001 - \$45,000	3.57%	1
10	\$45,001 - \$50,000	17.86%	5
11	\$50,001 - \$55,000	10.71%	3
12	\$55,001 - \$60,000	0.00%	0
13	\$60,001 - \$65,000	0.00%	0
14	\$65,001 - \$70,000	0.00%	0
15	\$70,001 - \$75,000	0.00%	0
16	\$75,001 - \$80,000	3.57%	1
17	\$80,001 - \$85,000	0.00%	0
18	\$85,001 - \$90,000	0.00%	0
19	\$90,001 - \$95,000	0.00%	0
20	\$95,001 - \$100,000	0.00%	0
21	More than \$100,000	3.57%	1
	Total	100%	28

Q25 - Guaranteed first-year bonus amount in U. S. dollars, if you are receiving one.

Guaranteed first-year bonus amount in U. S. dollars, if you are receiving one.

0
Not sure
0
1,500
0
N/A

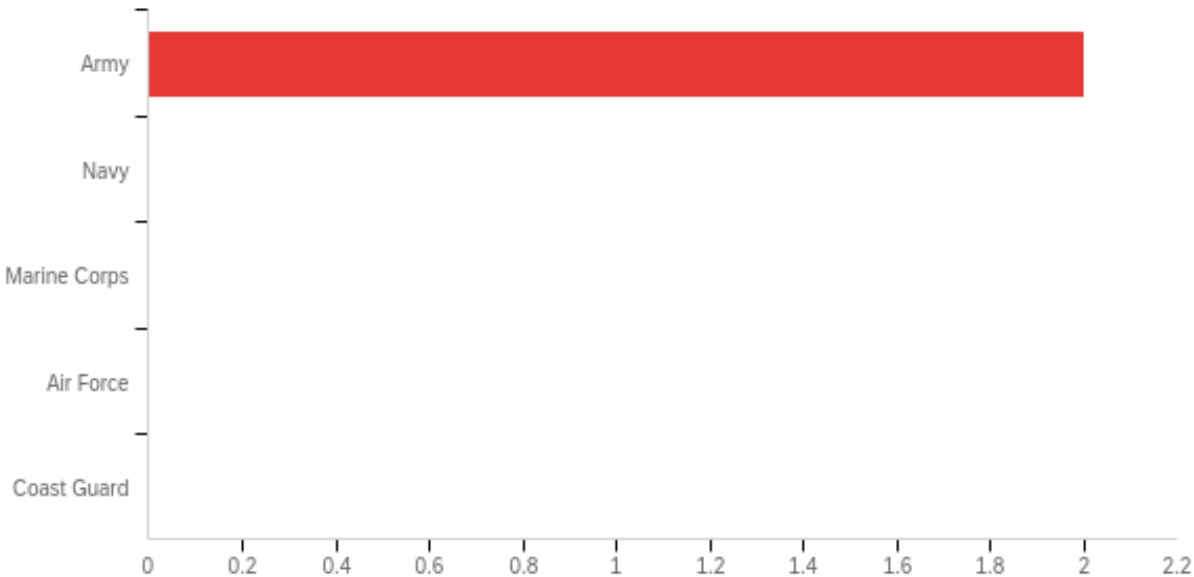
Q26 - Please provide the name of the service organization as well as assignment city and state (or country if outside the U. S.).

No responses to this item.

Q27 - What is your role or title within the Service Organization?

No responses to this item.

Q28 - Please choose your military service branch and provide your rank in the text box next to the service branch you select.



#	Answer	%	Count
1	Army	100.00%	2
2	Navy	0.00%	0
3	Marine Corps	0.00%	0
4	Air Force	0.00%	0
5	Coast Guard	0.00%	0
	Total	100%	2

Q30_1_TEXT - Army

Second Lieutenant

0-1

Q29 - Please provide the name of the higher education institution and location (city, state, country [if outside U.S.]) you plan to attend.

Please provide the name of the higher education institution and location (city, state, country [if outside U.S.]) you plan to attend.

Marshall University in Huntington, WV

The Ohio State University Moritz College of Law

Marshall University Huntington, WV

WVU College of Law Morgantown, Wv

Marshall University, Huntington WV

undecided

Marshall University - Huntington, WV

Marshall University

Marshall University, Huntington, WV

Q30 - What program of study will you pursue?

What program of study will you pursue?

Graduate Degree- MSA

Juris Doctorate

Master of Science in Accountancy

JD

MBA

undecided

MBA Finance

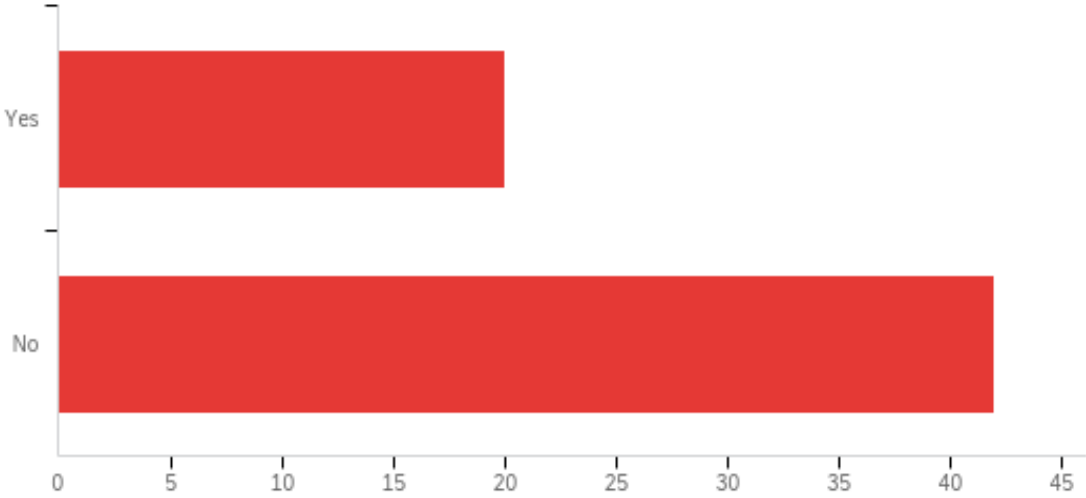
HR Management

Master's in Accountancy

Q31 - What degree will you pursue at this institution?

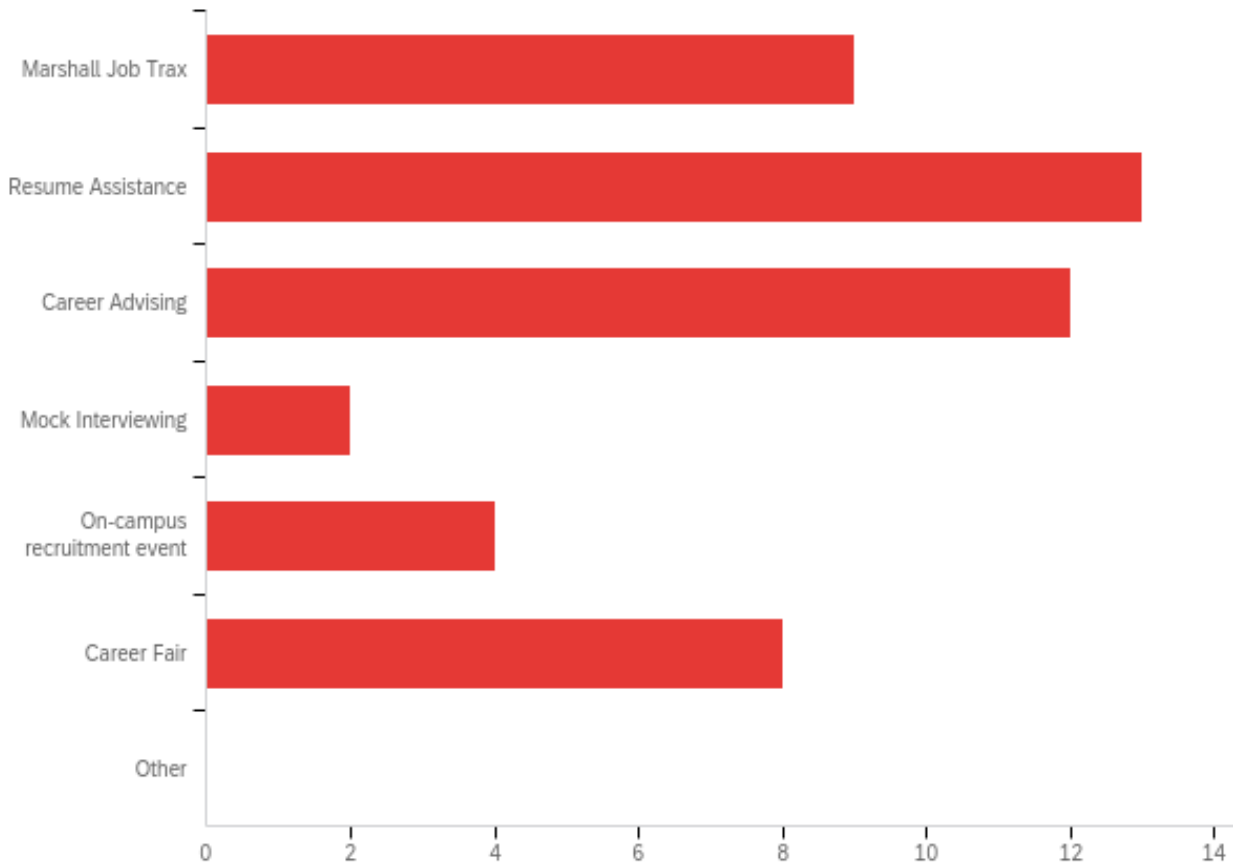
#	Answer	%	Count
1	Associate's Degree	0.00%	0
2	Bachelor's Degree	0.00%	0
3	Master's Degree	77.78%	7
4	Education Specialist (EdS)	0.00%	0
5	Doctor of Education (EdD)	0.00%	0
6	Doctor of Philosophy (PhD)	0.00%	0
7	Doctor of Medicine (MD)	0.00%	0
8	Doctor of Osteopathic Medicine (DO)	0.00%	0
9	Doctor of Physical Therapy (DPT)	0.00%	0
10	Doctor of Pharmacy (PharmD)	0.00%	0
11	Doctor of Law (JD)	22.22%	2
12	Doctor of Nurse Anesthesia Practice (DNAP)	0.00%	0
13	Doctor of Psychology (PsyD)	0.00%	0
14	Doctor of Audiology (AudD)	0.00%	0
15	Doctor of Optometry (OD)	0.00%	0
16	Doctor of Veterinary Medicine (DVM)	0.00%	0
17	Doctor of Musical Arts (DMA)	0.00%	0
18	Other (Please specify)	0.00%	0
	Total	100%	9

Q32 - Did you use Career Services to help you with your career plans?



#	Answer	%	Count
1	Yes	32.26%	20
2	No	67.74%	42
	Total	100%	62

Q33 - If you answered "yes" to the previous question, please indicate all services used.



#	Answer	%	Count
1	Marshall Job Trax	18.75%	9
2	Resume Assistance	27.08%	13
3	Career Advising	25.00%	12
4	Mock Interviewing	4.17%	2
5	On-campus recruitment event	8.33%	4
6	Career Fair	16.67%	8
7	Other	0.00%	0
	Total	100%	48