



Marshall University Graduation Survey Report  
College of Science  
Academic Year 2020 – 2021

**Q1 - Please indicate your level of satisfaction with these elements of your experience in the Geology Program:**

No responses

**Q2 - Please indicate your level of satisfaction with these elements of your experience in the Physics or Physical Science Program:**

No responses

**Q3 - Please indicate your level of satisfaction with these elements of your experience in the Biological Sciences Program.**

#	Question	Satisfied		Neutral		Dissatisfied		Total
1	The required courses in BSC were valuable and relevant preparation for advancing to the next stage of my career.	86.67%	26	13.33%	4	0.00%	0	30
2	There was a sufficient number and variety of elective courses in the Biological Science curriculum.	53.33%	16	26.67%	8	20.00%	6	30
3	BSC courses encourage thinking and analytic skills.	96.67%	29	3.33%	1	0.00%	0	30
4	BSC courses promote improved communication skills.	53.33%	16	36.67%	11	10.00%	3	30
5	BSC program provides adequate experience with and use of computers.	66.67%	20	30.00%	9	3.33%	1	30
6	Courses in BSC effectively integrate modern research activities with more traditional material.	70.00%	21	23.33%	7	6.67%	2	30
7	Lab activities for BSC were relevant and important to the development of difficult concepts.	63.33%	19	26.67%	8	10.00%	3	30
8	Lab activities for BSC courses provided active student involvement and participation for the development for the basic technical skills.	90.00%	27	3.33%	1	6.67%	2	30
9	Members of the BSC faculty appeared to be competent and knowledgeable in their fields.	90.00%	27	10.00%	3	0.00%	0	30
10	Members of the BSC faculty appeared to be fair and unbiased towards students regardless of race, gender, age and/or disability.	90.00%	27	10.00%	3	0.00%	0	30
11	BSC faculty were generally accessible and friendly.	86.67%	26	13.33%	4	0.00%	0	30
12	I would recommend Marshall University to a friend who wished to major in Biological Science.	73.33%	22	23.33%	7	3.33%	1	30

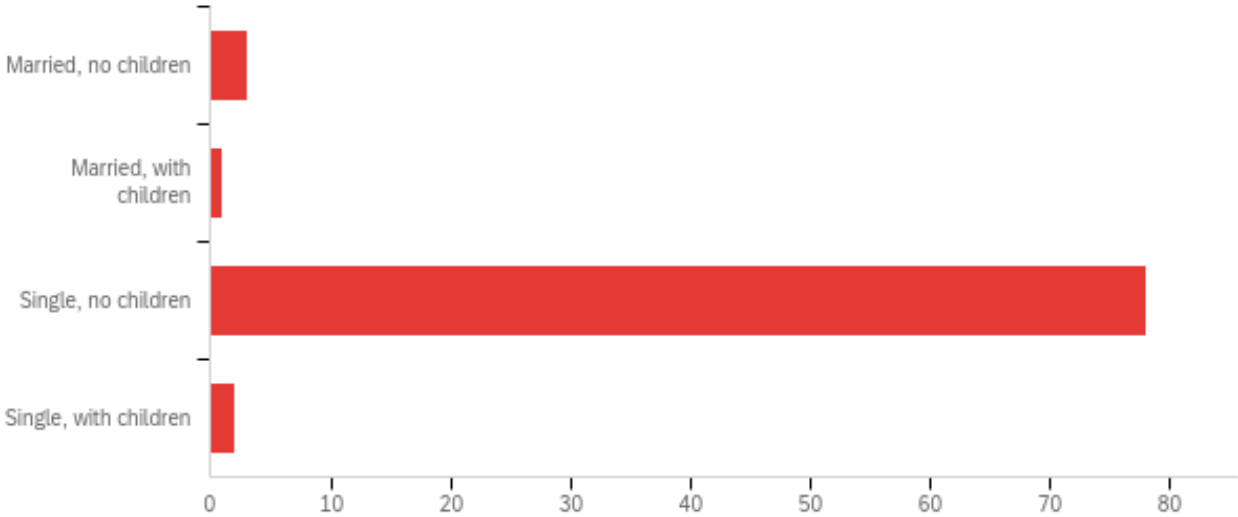
**Q4 - Please indicate your level of satisfaction with these elements of your experience in the Chemistry Program.**

#	Question	Satisfied		Neutral		Dissatisfied		Total
1	There were sufficient number and variety of elective courses in the Chemistry curriculum.	50.00%	5	0.00%	0	50.00%	5	10
2	Chemistry courses encourage thinking and analytic skills.	100.00%	10	0.00%	0	0.00%	0	10
3	Chemistry courses promote improved communication skills.	70.00%	7	20.00%	2	10.00%	1	10
4	Chemistry program provides adequate experience with and use of computers.	60.00%	6	20.00%	2	20.00%	2	10
5	Lab activities for Chemistry courses were relevant and important to the development of difficult concepts.	80.00%	8	20.00%	2	0.00%	0	10
6	Lab activities for Chemistry courses provided active student involvement and participation for the development for the basic technical skills.	100.00%	10	0.00%	0	0.00%	0	10
7	Members of the Chemistry faculty appeared to be competent and knowledgeable in their fields.	80.00%	8	20.00%	2	0.00%	0	10
8	Members of the Chemistry faculty appeared to be fair and unbiased towards students regardless of race, gender, age and/or disability.	80.00%	8	10.00%	1	10.00%	1	10
9	Members of the Chemistry faculty were generally accessible and friendly.	70.00%	7	30.00%	3	0.00%	0	10
10	I would recommend Marshall University to a friend who wished to major in Chemistry.	70.00%	7	10.00%	1	20.00%	2	10

**Q5 - Please indicate your level of satisfaction with these elements of your experience in the College of Science.**

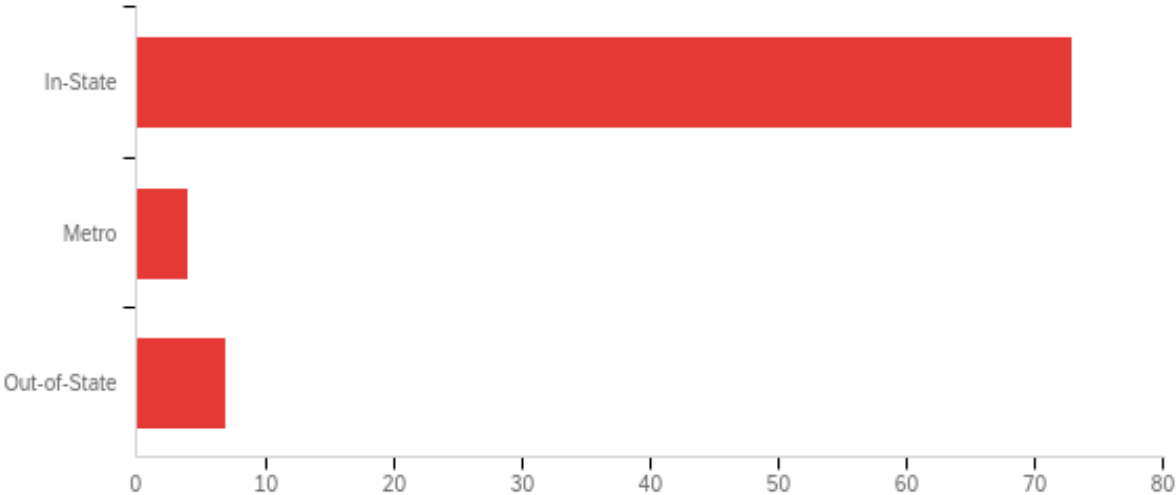
#	Question	Satisfied		Neutral		Dissatisfied		Total
1	Availability of academic advising	66.67%	56	22.62%	19	10.71%	9	84
2	Availability of courses	57.14%	48	28.57%	24	14.29%	12	84
3	Responsiveness to students with special needs	55.95%	47	42.86%	36	1.19%	1	84
4	Professionalism/Scholarship of faculty	72.62%	61	26.19%	22	1.19%	1	84
5	Development of critical thinking skills	88.10%	74	10.71%	9	1.19%	1	84

### Q6 - Family Status



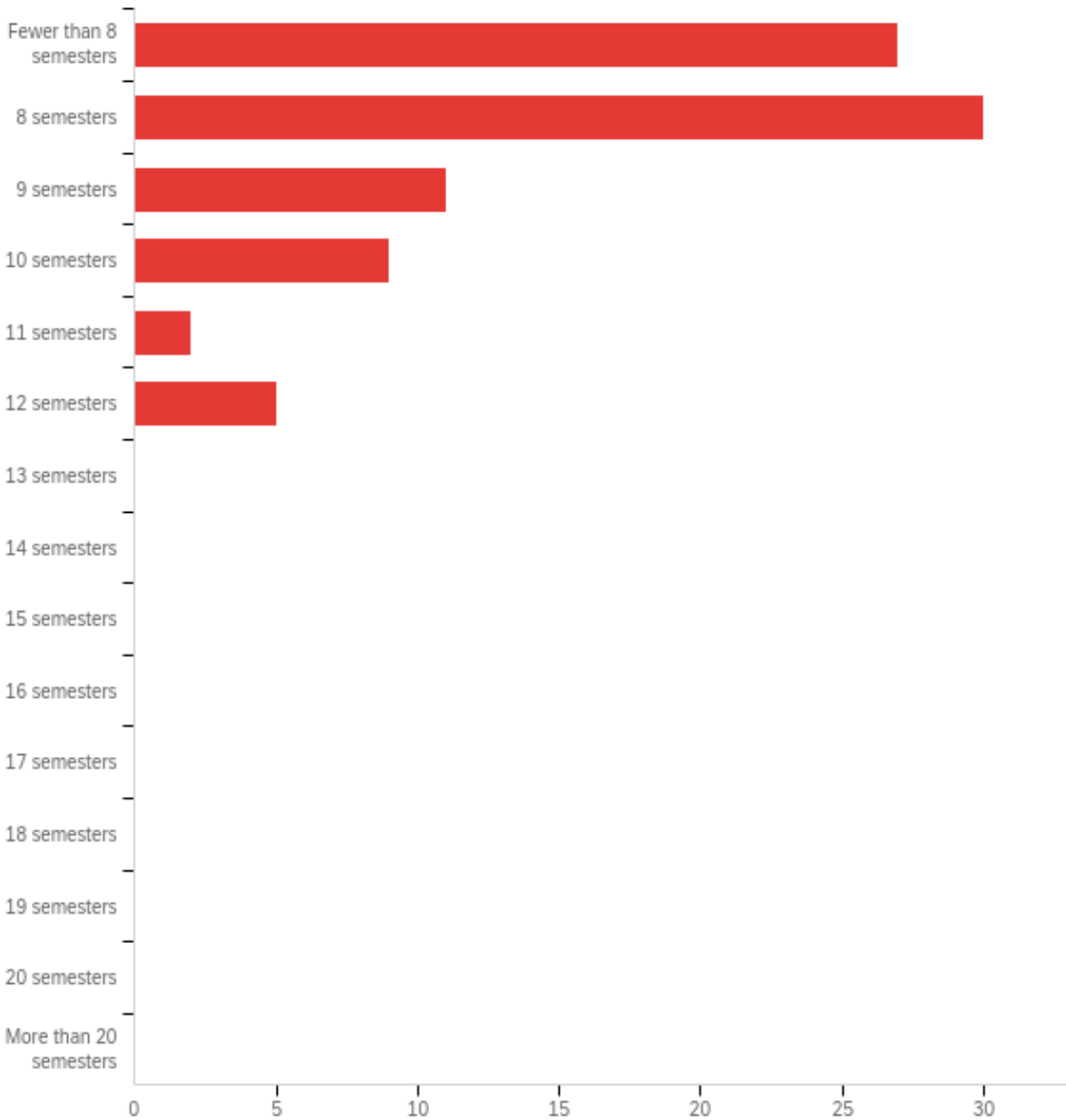
#	Answer	%	Count
1	Married, no children	3.57%	3
2	Married, with children	1.19%	1
3	Single, no children	92.86%	78
4	Single, with children	2.38%	2
	Total	100%	84

**Q7 - Residence at time of admission**



#	Answer	%	Count
1	In-State	86.90%	73
2	Metro	4.76%	4
3	Out-of-State	8.33%	7
	Total	100%	84

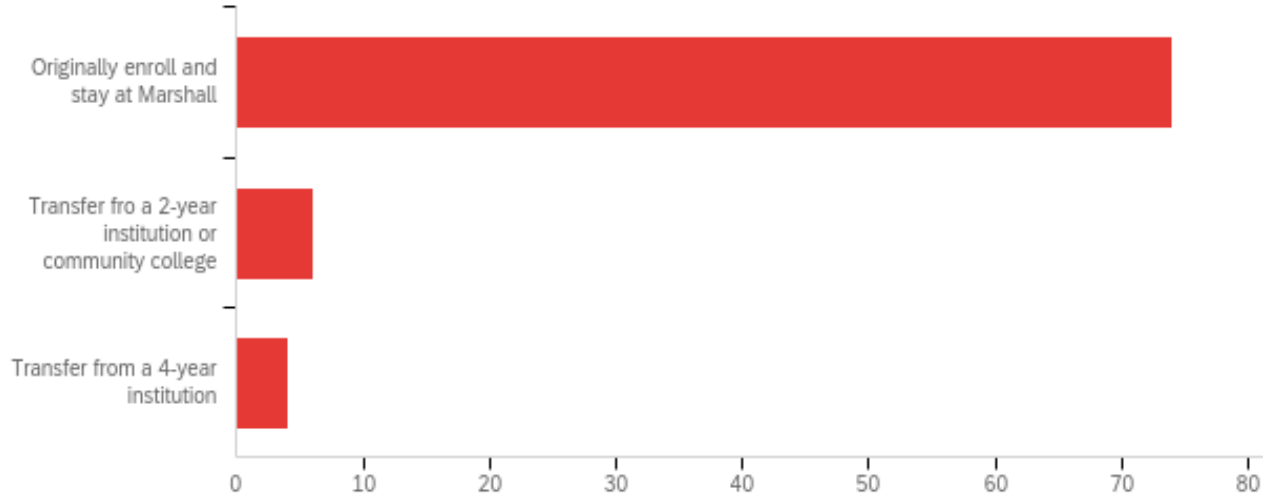
**Q8 - Number of semesters enrolled to compete your degree (Note: One semester is equal to fall, spring, or summer, resulting in the potential of three semesters in one year).**



#	Answer	%	Count
1	Fewer than 8 semesters	32.14%	27
2	8 semesters	35.71%	30
3	9 semesters	13.10%	11
4	10 semesters	10.71%	9
5	11 semesters	2.38%	2

6	12 semesters	5.95%	5
7	13 semesters	0.00%	0
8	14 semesters	0.00%	0
9	15 semesters	0.00%	0
10	16 semesters	0.00%	0
11	17 semesters	0.00%	0
12	18 semesters	0.00%	0
13	19 semesters	0.00%	0
14	20 semesters	0.00%	0
15	More than 20 semesters	0.00%	0
	Total	100%	84

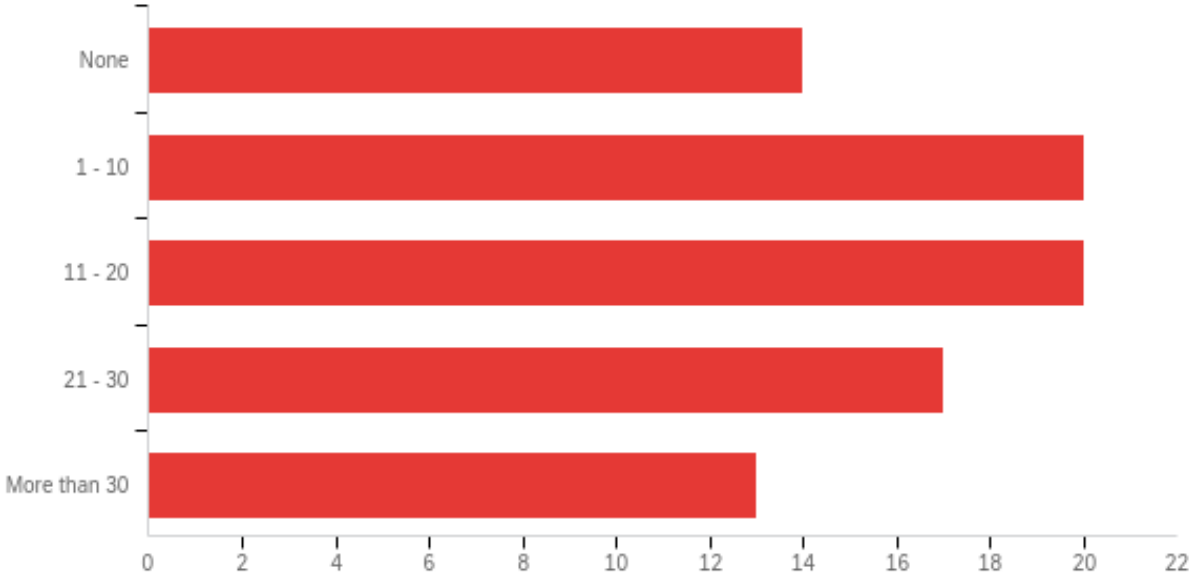
**Q9 - While pursuing your degree, did you**



#	Answer	%	Count
1	Originally enroll and stay at Marshall	88.10%	74
2	Transfer from a 2-year institution or community college	7.14%	6
3	Transfer from a 4-year institution	4.76%	4
	Total	100%	84

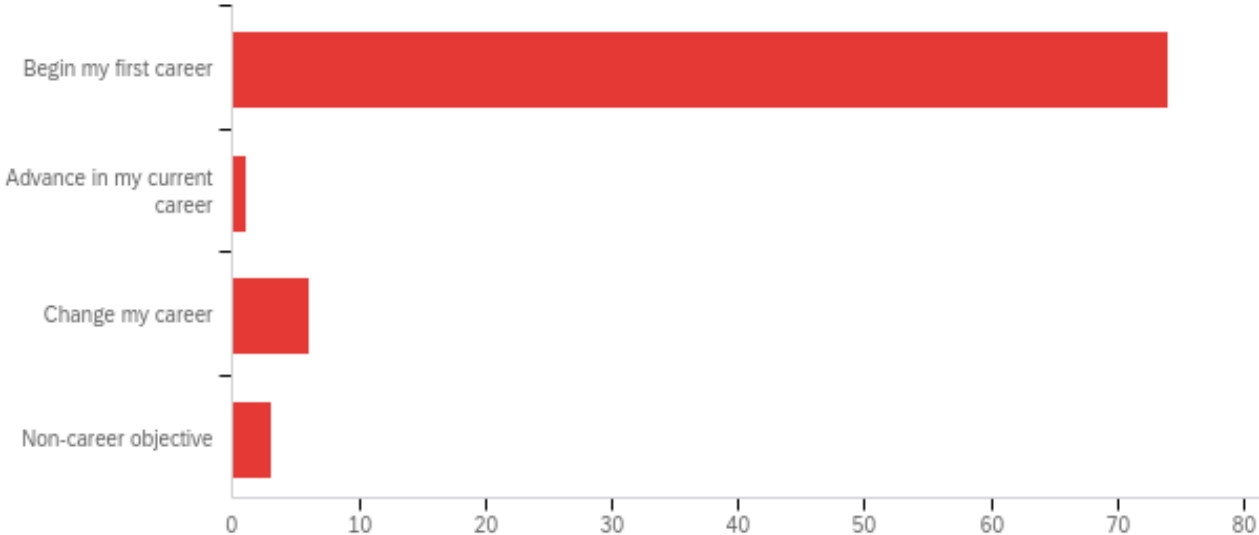


**Q10 - During the last year of your studies, how many hours a week did you work while attending classes?**



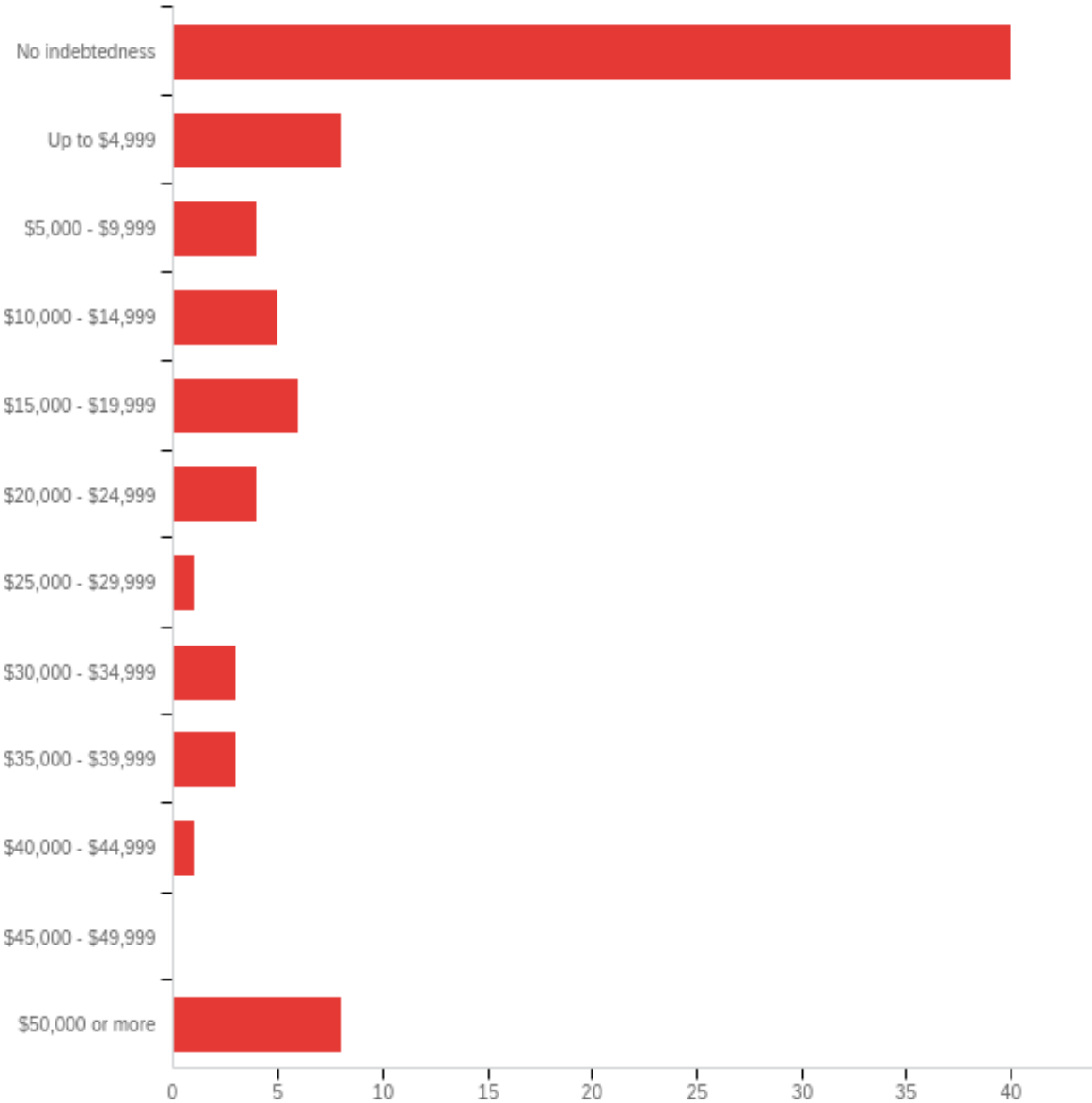
#	Answer	%	Count
1	None	16.67%	14
2	1 - 10	23.81%	20
3	11 - 20	23.81%	20
4	21 - 30	20.24%	17
5	More than 30	15.48%	13
	Total	100%	84

**Q11 - Which of the following best describes your educational objective while attending Marshall University?**



#	Answer	%	Count
1	Begin my first career	88.10%	74
2	Advance in my current career	1.19%	1
3	Change my career	7.14%	6
4	Non-career objective	3.57%	3
	Total	100%	84

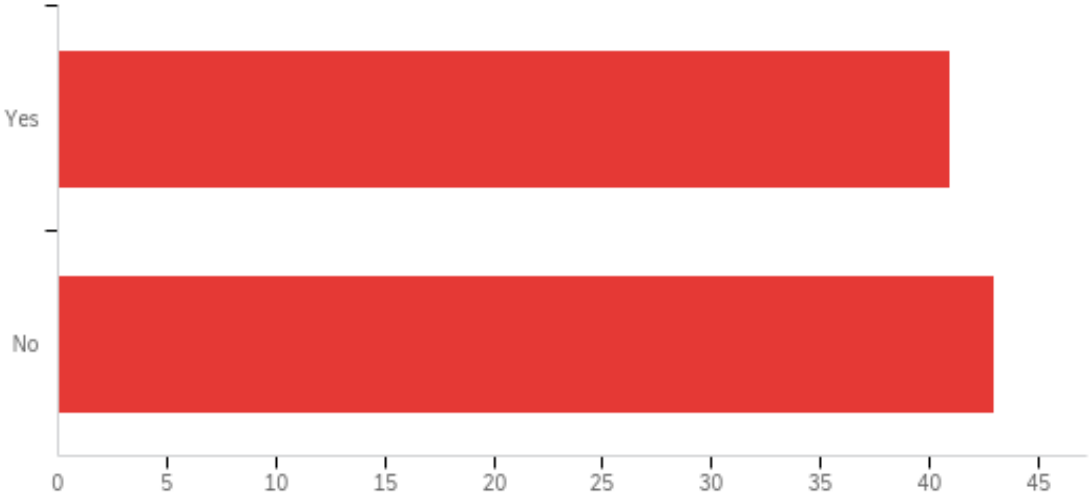
**Q12 - Upon graduation, what was the dollar amount of your educational loan indebtedness?**



#	Answer	%	Count
1	No indebtedness	48.19%	40
2	Up to \$4,999	9.64%	8
3	\$5,000 - \$9,999	4.82%	4
4	\$10,000 - \$14,999	6.02%	5
5	\$15,000 - \$19,999	7.23%	6

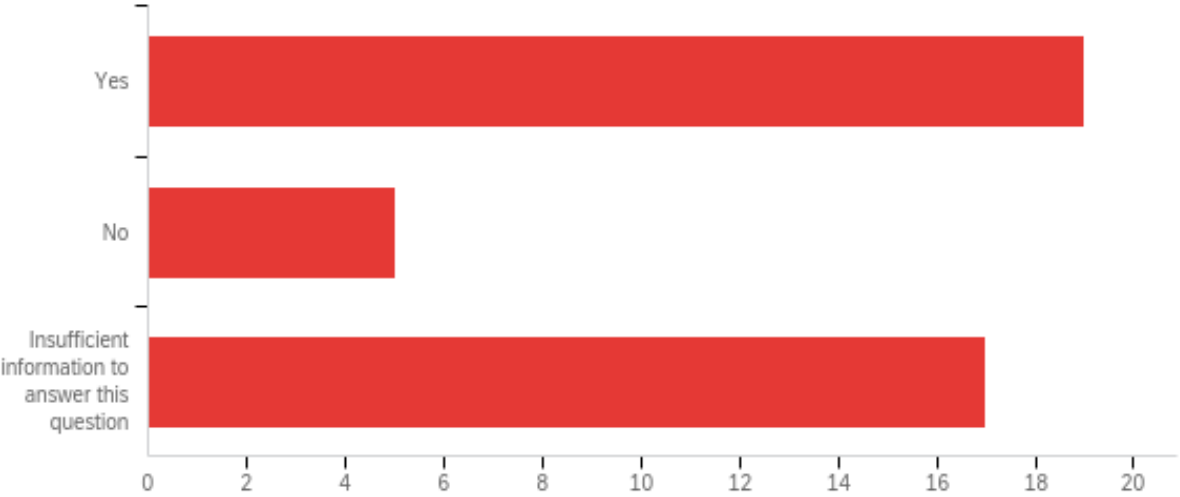
6	\$20,000 - \$24,999	4.82%	4
7	\$25,000 - \$29,999	1.20%	1
8	\$30,000 - \$34,999	3.61%	3
9	\$35,000 - \$39,999	3.61%	3
10	\$40,000 - \$44,999	1.20%	1
11	\$45,000 - \$49,999	0.00%	0
12	\$50,000 or more	9.64%	8
	Total	100%	83

**Q13 - Did you take part in an internship, practicum or other structured work experience related to your major and anticipated career?**



#	Answer	%	Count
1	Yes	48.81%	41
2	No	51.19%	43
	Total	100%	84

**Q14 - If you answered "yes" to the previous question, did that experience increase your ability to secure employment or employment offers?**



#	Answer	%	Count
1	Yes	46.34%	19
2	No	12.20%	5
3	Insufficient information to answer this question	41.46%	17
	Total	100%	41

## Q15 - While pursuing my degree at Marshall University

#	Question	Agree		Neutral		Disagree		Total
1	I developed the ability to write effectively.	85.71%	72	13.10%	11	1.19%	1	84
2	I used numerical information to explore real world problems.	82.14%	69	15.48%	13	2.38%	2	84
3	I learned to find scholarly information, to evaluate it critically and to use it effectively.	94.05%	79	4.76%	4	1.19%	1	84
4	I gained expertise in the use of technology important in my major field.	79.76%	67	16.67%	14	3.57%	3	84
5	I acquired sufficient skills and knowledge to prepare for career-related positions.	83.33%	70	15.48%	13	1.19%	1	84
6	I developed the ability to express myself effectively through speaking.	76.19%	64	22.62%	19	1.19%	1	84
7	I developed multicultural and global perspectives.	64.29%	54	28.57%	24	7.14%	6	84
8	Writing intensive courses helped me to improve my writing skills.	71.43%	60	16.67%	14	11.90%	10	84
9	My classes challenged me to analyze and evaluate issues and to solve real-world problems in a manner that is ethical and supportive of our civic well-being.	79.76%	67	19.05%	16	1.19%	1	84
10	My capstone course challenged me to do my best work.	84.52%	71	13.10%	11	2.38%	2	84
11	I learned to examine issues from multiple perspectives.	93.98%	78	6.02%	5	0.00%	0	83
12	I learned to use what I know to solve novel problems.	84.52%	71	15.48%	13	0.00%	0	84
13	I learned to analyze my own values and to examine other viewpoints and credible evidence.	89.29%	75	10.71%	9	0.00%	0	84
14	I determined how to improve my own learning and to engage in lifelong learning.	91.67%	77	7.14%	6	1.19%	1	84
15	I used knowledge from more than one area of study to explore issues or to solve problems.	88.10%	74	10.71%	9	1.19%	1	84
16	Writing Intensive courses enhanced my learning experience.	55.42%	46	28.92%	24	15.66%	13	83

**Q16 - Now that I have completed my degree,**

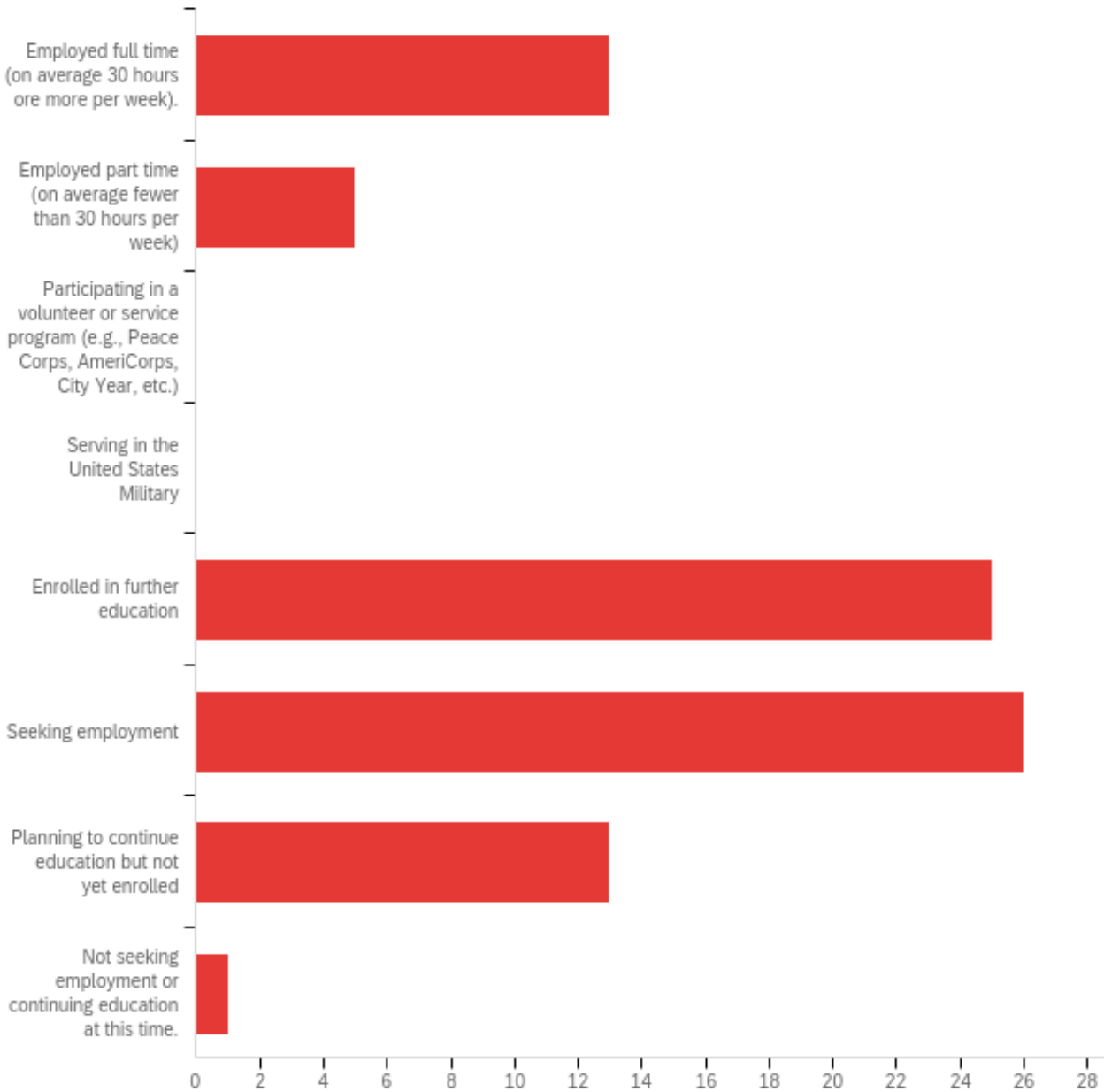
#	Question	Agree		Neutral		Disagree		Total
1	I feel adequately prepared for a career and/or graduate or professional study in my major field.	76.19%	64	20.24%	17	3.57%	3	84
2	I believe that Marshall University's program in my major field is of high quality.	69.05%	58	25.00%	21	5.95%	5	84
3	I would recommend to others that they study the same program at Marshall.	79.76%	67	15.48%	13	4.76%	4	84
4	I would recommend Marshall to prospective students.	85.54%	71	9.64%	8	4.82%	4	83

**Q17 - Please rate your level of satisfaction with the quality of the following at Marshall:**

#	Question	Satisfied		Neutral		Dissatisfied		Total
1	Teaching	84.34%	70	12.05%	10	3.61%	3	83
2	Advising	63.10%	53	22.62%	19	14.29%	12	84
3	Academic Support Services	60.71%	51	38.10%	32	1.19%	1	84
4	Classroom/Lab Facilities	69.05%	58	21.43%	18	9.52%	8	84



**Q18 - Which of the following will BEST describe your status after graduation. Please select only ONE of the following categories.**



#	Answer	%	Count
1	Employed full time (on average 30 hours or more per week).	15.66%	13
2	Employed part time (on average fewer than 30 hours per week)	6.02%	5
3	Participating in a volunteer or service program (e.g., Peace Corps, AmeriCorps, City Year, etc.)	0.00%	0

4	Serving in the United States Military	0.00%	0
5	Enrolled in further education	30.12%	25
6	Seeking employment	31.33%	26
7	Planning to continue education but not yet enrolled	15.66%	13
8	Not seeking employment or continuing education at this time.	1.20%	1
	Total	100%	83

**Q19 - Please provide the name of your employer AND your employer's location (e.g., city, state or country if outside the United States).**

Please provide the name of your employer AND your employer's location (e.g., city, state or country if outside the United States).

Army Corps of Engineers located in East Lynn, WV

Pittsburgh Steelers Pittsburgh, PA

Paramount senior living, Huntington, WV

South Point Walmart

Jennie Henthorn and St. Albans, WV

GameStop Charleston, WV

JPMorgan Chase Columbus, Ohio

Kanawha County Metro 911

Lowe's of Nitro, WV

Marshall University ID Office

Senator Capito's Senate Staff, Charleston, WV

U.S. Army Corps of Engineers, Huntington

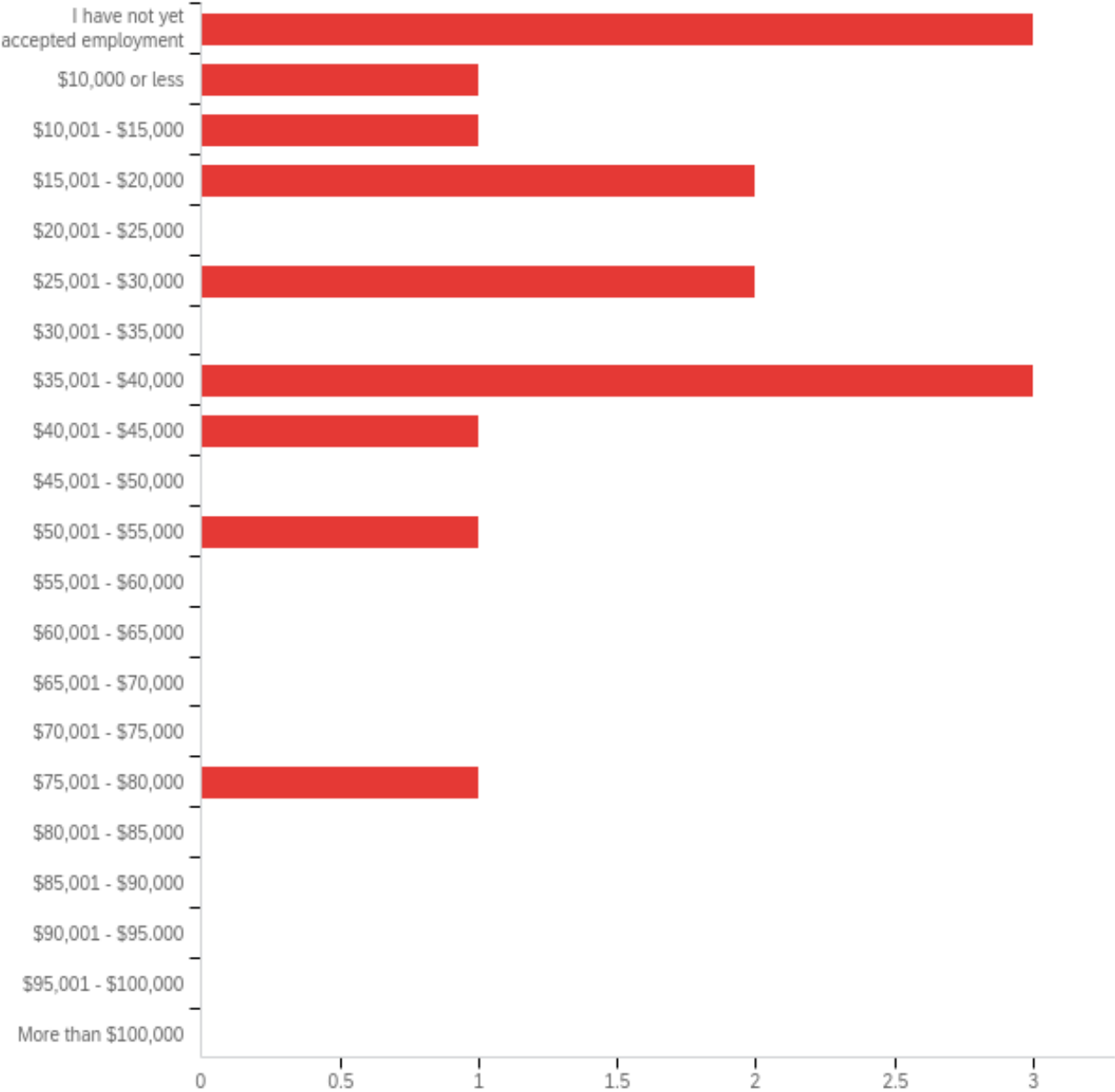
South Point, OH

**Q20 - If employed, please provide your job title.**

If employed, please provide your job title.

- \_\_\_\_\_
- Park Ranger
- \_\_\_\_\_
- Equipment Manager
- \_\_\_\_\_
- Resident care assistant
- \_\_\_\_\_
- Digital Personal Shopper
- \_\_\_\_\_
- Environmental consultant
- \_\_\_\_\_
- Game Advisor
- \_\_\_\_\_
- Software Engineer
- \_\_\_\_\_
- System Administrator
- \_\_\_\_\_
- Fulfillment Associate
- \_\_\_\_\_
- Mobile and Remote Photo Submission Specialist
- \_\_\_\_\_
- Staff Assistant
- \_\_\_\_\_
- Police Officer
- \_\_\_\_\_
- Pathways Intern
- \_\_\_\_\_
- Sales associate

**Q21 - If employed, what is your annual base salary in U. S. dollars? (Please choose the appropriate range).**



#	Answer	%	Count
1	I have not yet accepted employment	20.00%	3
2	\$10,000 or less	6.67%	1
3	\$10,001 - \$15,000	6.67%	1
4	\$15,001 - \$20,000	13.33%	2
5	\$20,001 - \$25,000	0.00%	0

6	\$25,001 - \$30,000	13.33%	2
7	\$30,001 - \$35,000	0.00%	0
8	\$35,001 - \$40,000	20.00%	3
9	\$40,001 - \$45,000	6.67%	1
10	\$45,001 - \$50,000	0.00%	0
11	\$50,001 - \$55,000	6.67%	1
12	\$55,001 - \$60,000	0.00%	0
13	\$60,001 - \$65,000	0.00%	0
14	\$65,001 - \$70,000	0.00%	0
15	\$70,001 - \$75,000	0.00%	0
16	\$75,001 - \$80,000	6.67%	1
17	\$80,001 - \$85,000	0.00%	0
18	\$85,001 - \$90,000	0.00%	0
19	\$90,001 - \$95,000	0.00%	0
20	\$95,001 - \$100,000	0.00%	0
21	More than \$100,000	0.00%	0
	Total	100%	15

**Q22 - Guaranteed first-year bonus amount in U. S. dollars, if you are receiving one.**

5,000

**Q23 - Please provide the name of the service organization as well as assignment city and state (or country if outside the U. S.).**

No responses

**Q24 - What is your role or title within the Service Organization?**

No responses

**Q25 - Please choose your military service branch and provide your rank in the text box next to the service branch you select.**

No responses

**Q26 - Please provide the name of the higher education institution and location (city, state, country [if outside U.S.]) you plan to attend.**

Please provide the name of the higher education institution and location (city, state, country [if outside U.S.]) you plan to attend.

---

Ross University

---

Marshall University School of Pharmacy

---

Marshall University School of Pharmacy

---

MUJCESOM

---

Marshall University

---

Mayo Clinic, Rochester Minnesota

---

MUJCESOM Huntington, WV

---

University of Florida Gainesville, Florida

---

Marshall University Huntington, WV

---

Marshall University School of Pharmacy

---

WVU Morgantown, WV

---

I haven't decided yet.

---

Marshall University

---

Marshall University Joan C. Edwards School of Medicine

---

Marshall University

---

Marshall University

---

Marshall University School of Medicine

---

University of Kentucky (Lexington, Kentucky)

---

Marshall University, Huntington, WV

---

WVU School of Dentistry. Morgantown, WV.

---

I do not know yet, I am waiting for acceptance into medical schools.

WVU

---

Lincoln Memorial in Knoxville Tn

---

Marshall

---

### Q27 - What program of study will you pursue?

What program of study will you pursue?

---

Veterinarian Medicine

---

Doctor of Pharmacy

---

Pharmacy

---

Medicine

---

Forensic Science

---

Immunology

---

MD

---

Master of Science in Computer Science

---

Medicine

---

Pharmacy

---

Dental School

---

Mathematics

---

Criminal Justice graduate program

---

PhD

---

Biomedical Research

---

Master of Science in forensic science

---

Medical School

---

Biochemistry

---

MS Biological Sciences

---

Dentistry

---

Medical School

---

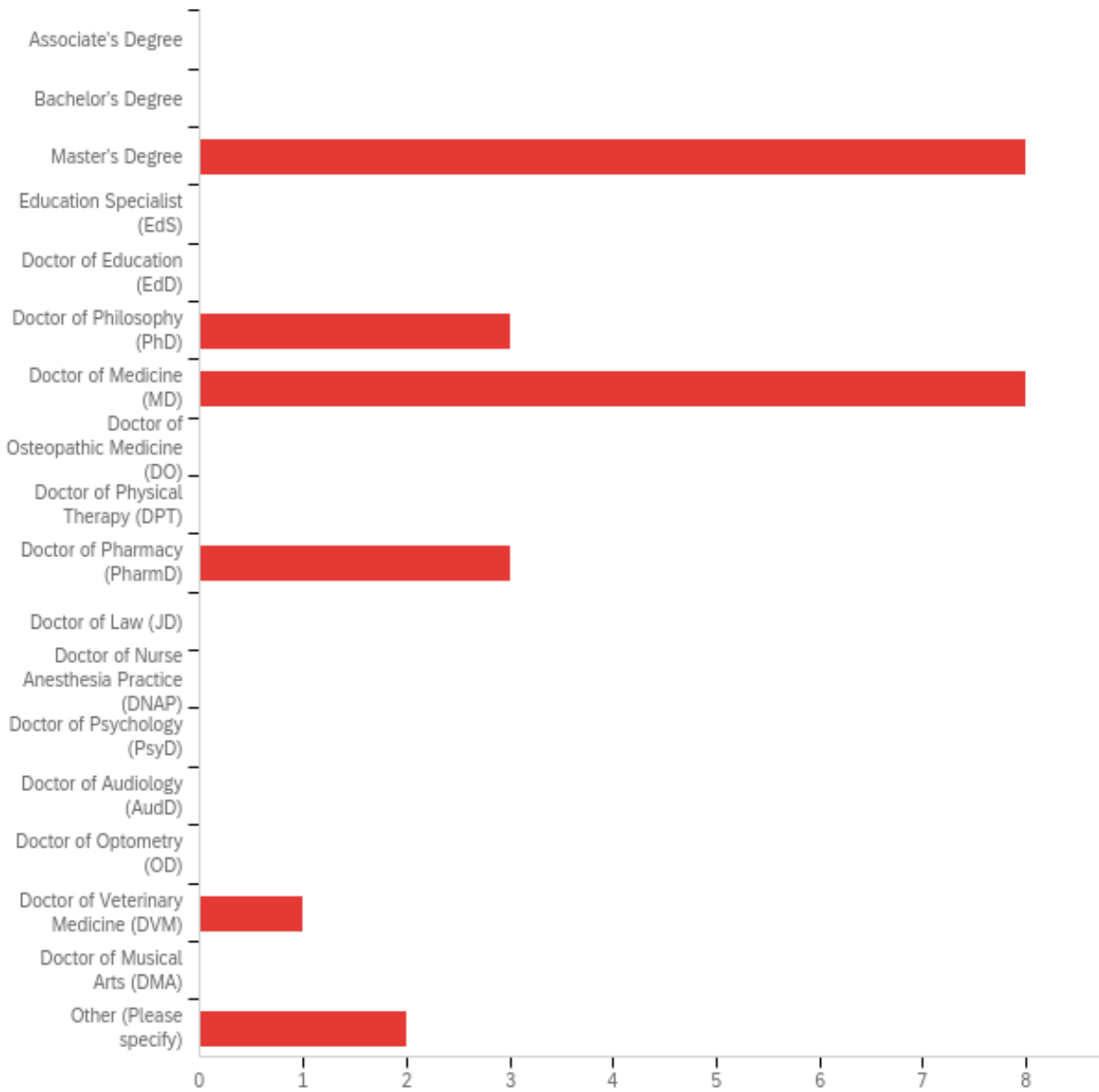
Doctor of medicine

---

Physician Assistant

---

**Q28 - What degree will you pursue at this institution?**



#	Answer	%	Count
1	Associate's Degree	0.00%	0
2	Bachelor's Degree	0.00%	0
3	Master's Degree	32.00%	8
4	Education Specialist (EdS)	0.00%	0



5	Doctor of Education (EdD)	0.00%	0
6	Doctor of Philosophy (PhD)	12.00%	3
7	Doctor of Medicine (MD)	32.00%	8
8	Doctor of Osteopathic Medicine (DO)	0.00%	0
9	Doctor of Physical Therapy (DPT)	0.00%	0
10	Doctor of Pharmacy (PharmD)	12.00%	3
11	Doctor of Law (JD)	0.00%	0
12	Doctor of Nurse Anesthesia Practice (DNAP)	0.00%	0
13	Doctor of Psychology (PsyD)	0.00%	0
14	Doctor of Audiology (AudD)	0.00%	0
15	Doctor of Optometry (OD)	0.00%	0
16	Doctor of Veterinary Medicine (DVM)	4.00%	1
17	Doctor of Musical Arts (DMA)	0.00%	0
18	Other (Please specify)	8.00%	2
	Total	100%	25

### Q28\_18\_TEXT - Other (Please specify)

Other (Please specify) - Text

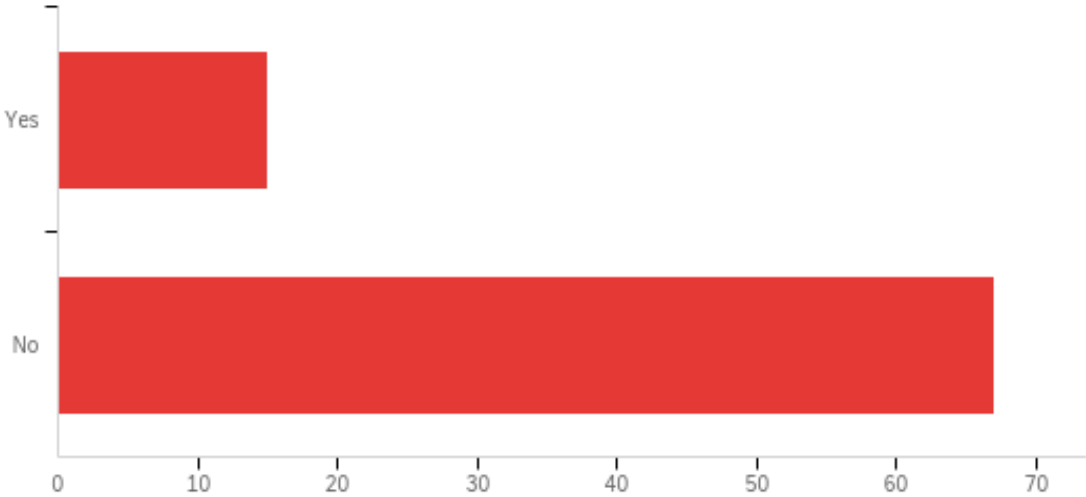
---

Doctor of Dental Surgery (D.D.S)

---

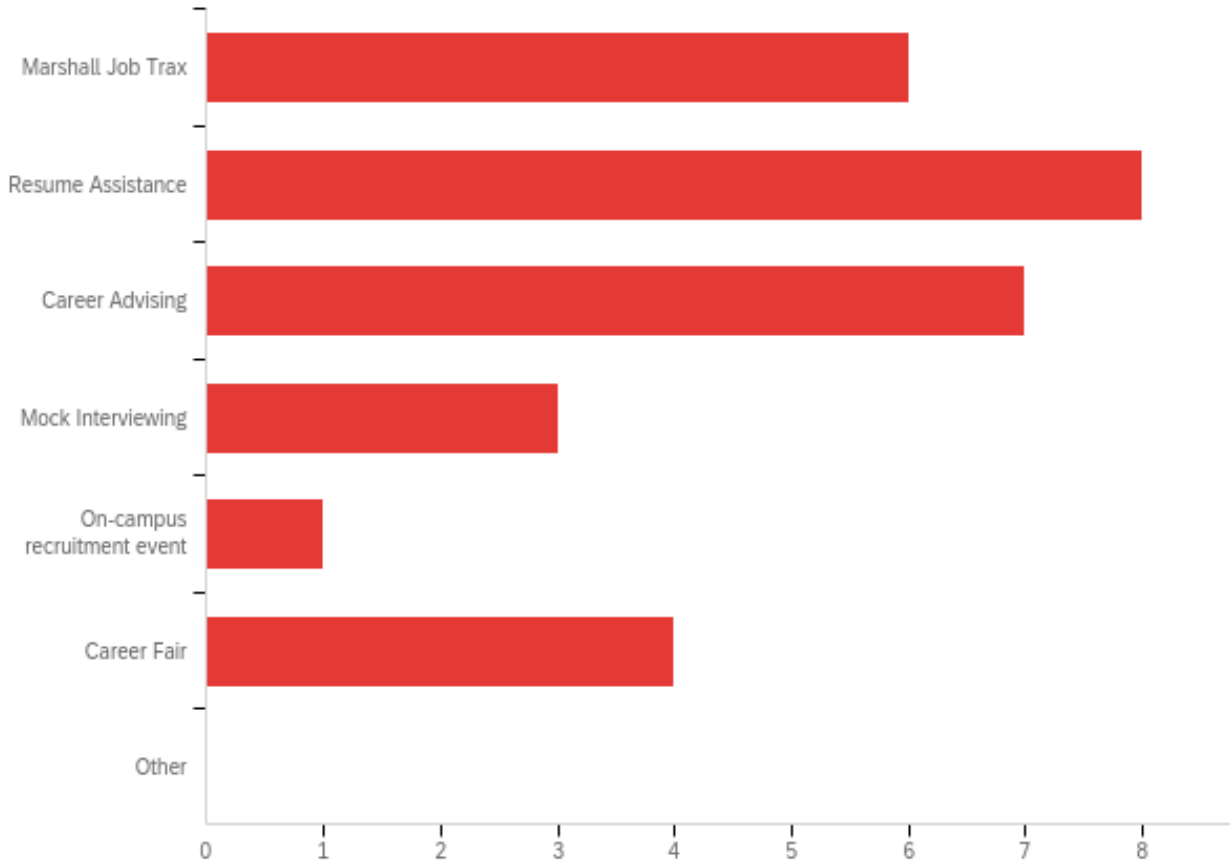
Doctor of Dental Surgery (DDS)

**Q29 - Did you use Career Services to help you with your career plans?**



#	Answer	%	Count
1	Yes	18.29%	15
2	No	81.71%	67
	Total	100%	82

**Q30 - If you answered "yes" to the previous question, please indicate all services used.**



#	Answer	%	Count
1	Marshall Job Trax	20.69%	6
2	Resume Assistance	27.59%	8
3	Career Advising	24.14%	7
4	Mock Interviewing	10.34%	3
5	On-campus recruitment event	3.45%	1
6	Career Fair	13.79%	4
7	Other	0.00%	0
	Total	100%	29