

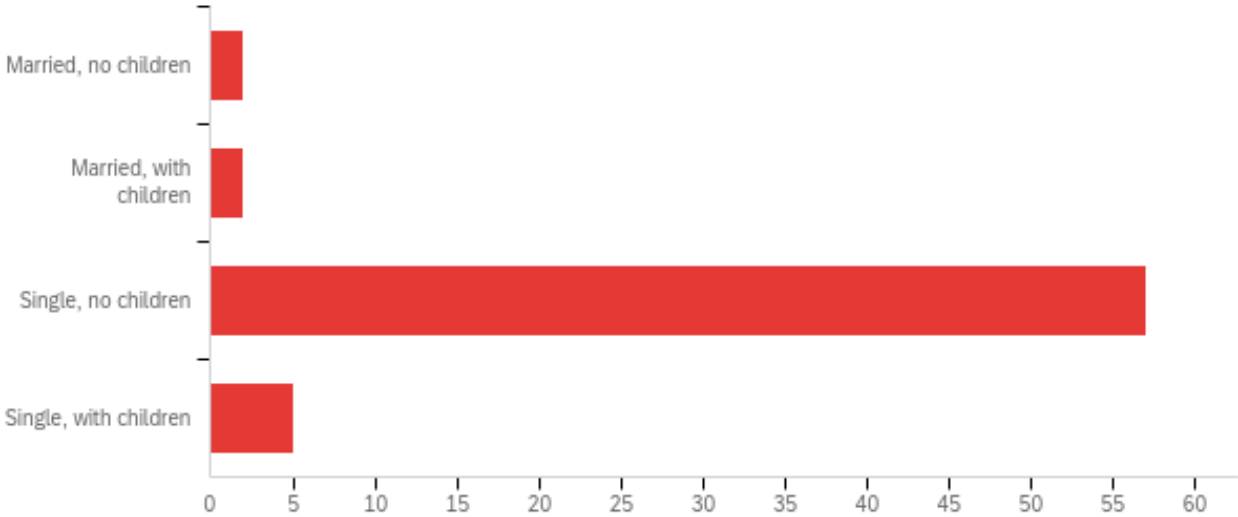


Marshall University Graduation Survey Report
College of Liberal Arts
Academic Year 2020 – 2021

Q1 - Please indicate your level of satisfaction with these elements of your experience in the College of Liberal Arts.

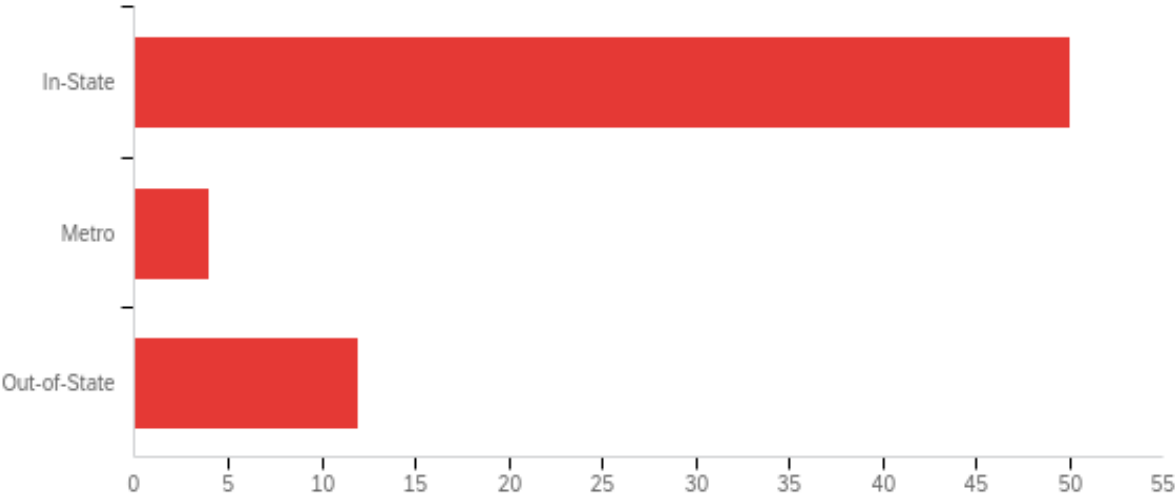
#	Question	Satisfied		Neutral		Dissatisfied		Total
1	Mandatory advising policy	68.85%	42	16.39%	10	14.75%	9	61
2	Senior Evaluation	79.03%	49	16.13%	10	4.84%	3	62
3	General (Core) Education Requirements	62.90%	39	20.97%	13	16.13%	10	62
4	Availability/accessibility of COLA staff and faculty	87.10%	54	11.29%	7	1.61%	1	62
5	Policies clearly explained in the catalog	72.58%	45	22.58%	14	4.84%	3	62
6	Student kept adequately informed of academic progress	62.90%	39	22.58%	14	14.52%	9	62
7	Courses offered in sufficient numbers/frequency to meet student needs	69.35%	43	14.52%	9	16.13%	10	62
8	Sufficient summer school offerings	37.10%	23	51.61%	32	11.29%	7	62
9	Transfer credits from other colleges (within the university and also from other colleges to this college)	61.29%	38	35.48%	22	3.23%	2	62
10	Quality of department/faculty advising	75.81%	47	16.13%	10	8.06%	5	62
11	Availability of faculty for appointments	87.10%	54	12.90%	8	0.00%	0	62
12	Development of critical thinking skills encouraged by college/department	88.71%	55	11.29%	7	0.00%	0	62
13	Quality of program/courses in my major	90.32%	56	8.06%	5	1.61%	1	62
14	Development of writing skills enhanced	88.71%	55	11.29%	7	0.00%	0	62

Q2 - Family Status



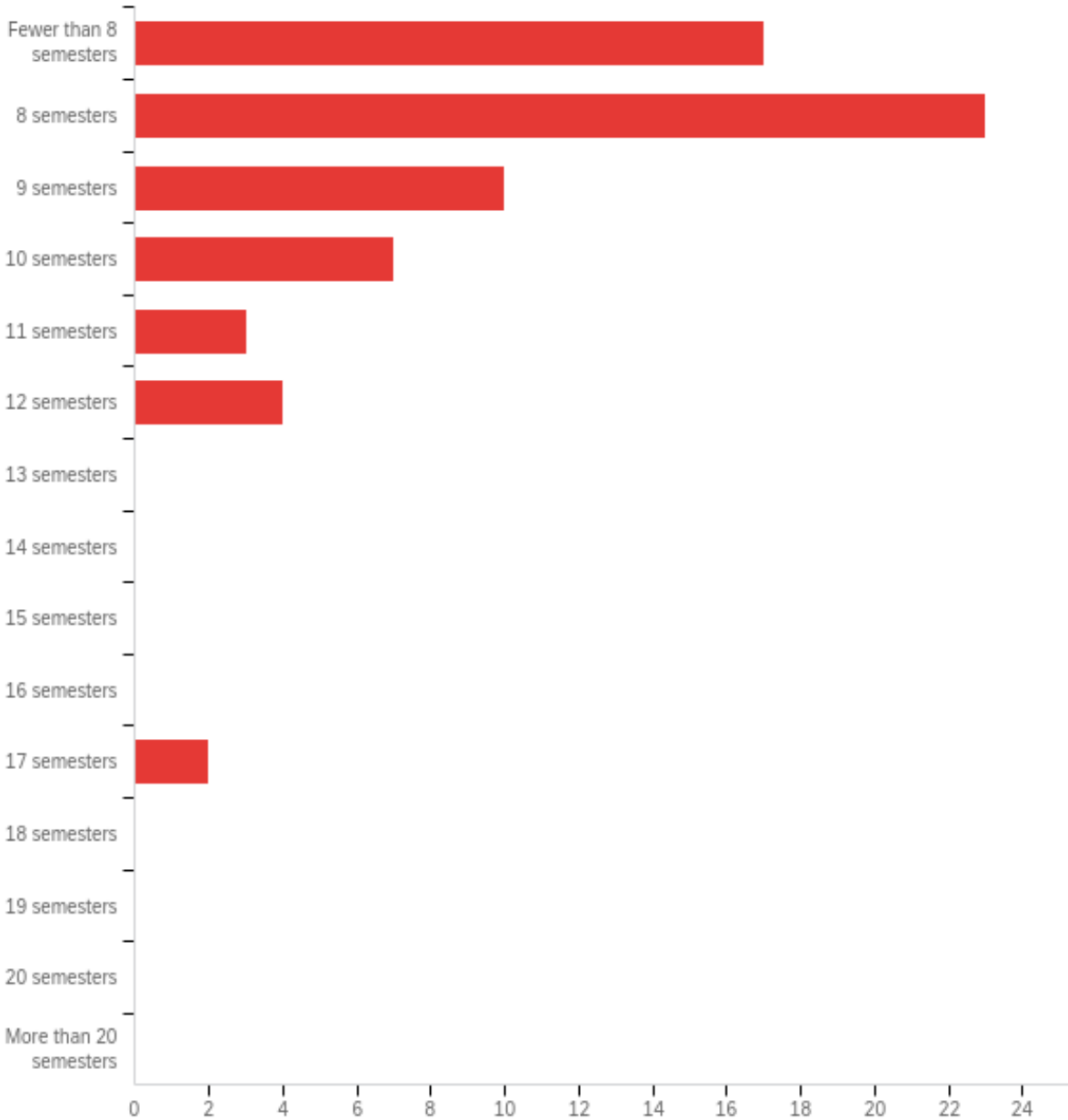
#	Answer	%	Count
1	Married, no children	3.03%	2
2	Married, with children	3.03%	2
3	Single, no children	86.36%	57
4	Single, with children	7.58%	5
	Total	100%	66

Q3 - Residence at time of admission



#	Answer	%	Count
1	In-State	75.76%	50
2	Metro	6.06%	4
3	Out-of-State	18.18%	12
	Total	100%	66

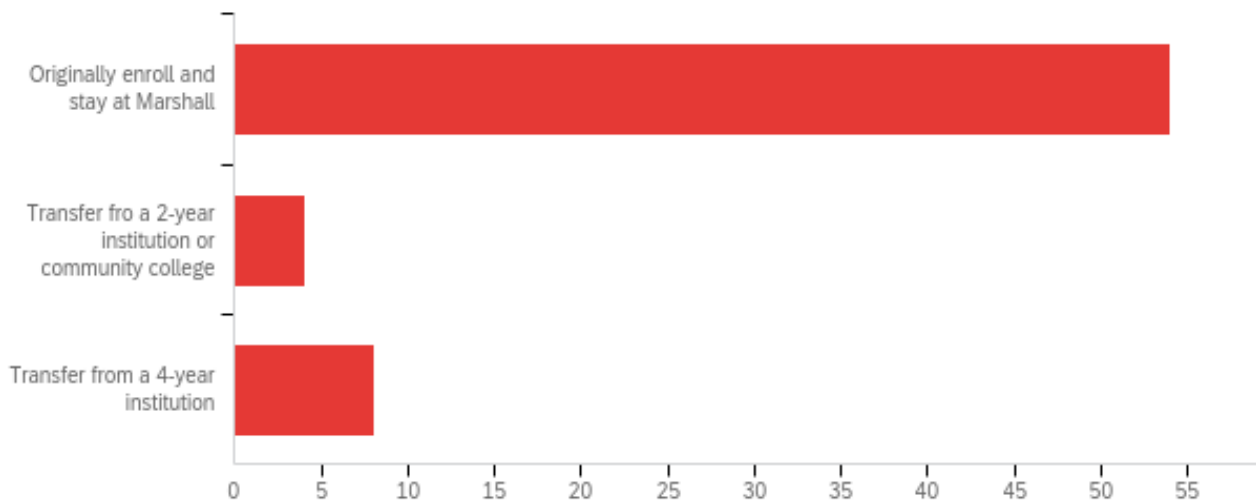
Q4 - Number of semesters enrolled to compete your degree (Note: One semester is equal to fall, spring, or summer, resulting in the potential of three semesters in one year).



#	Answer	%	Count
1	Fewer than 8 semesters	25.76%	17
2	8 semesters	34.85%	23
3	9 semesters	15.15%	10
4	10 semesters	10.61%	7
5	11 semesters	4.55%	3

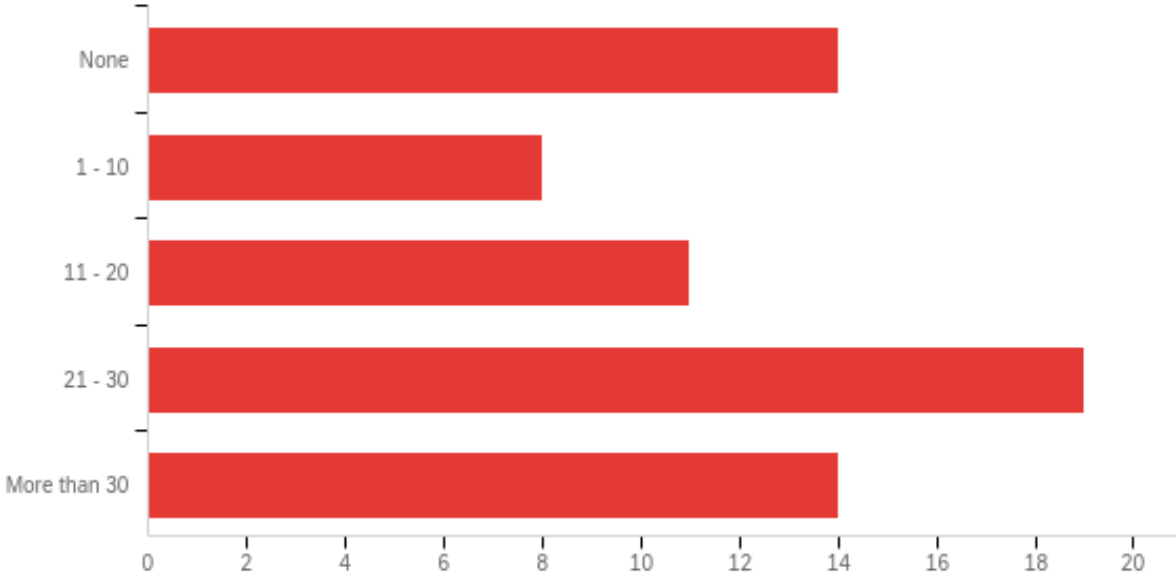
6	12 semesters	6.06%	4
7	13 semesters	0.00%	0
8	14 semesters	0.00%	0
9	15 semesters	0.00%	0
10	16 semesters	0.00%	0
11	17 semesters	3.03%	2
12	18 semesters	0.00%	0
13	19 semesters	0.00%	0
14	20 semesters	0.00%	0
15	More than 20 semesters	0.00%	0
	Total	100%	66

Q5 - While pursuing your degree, did you



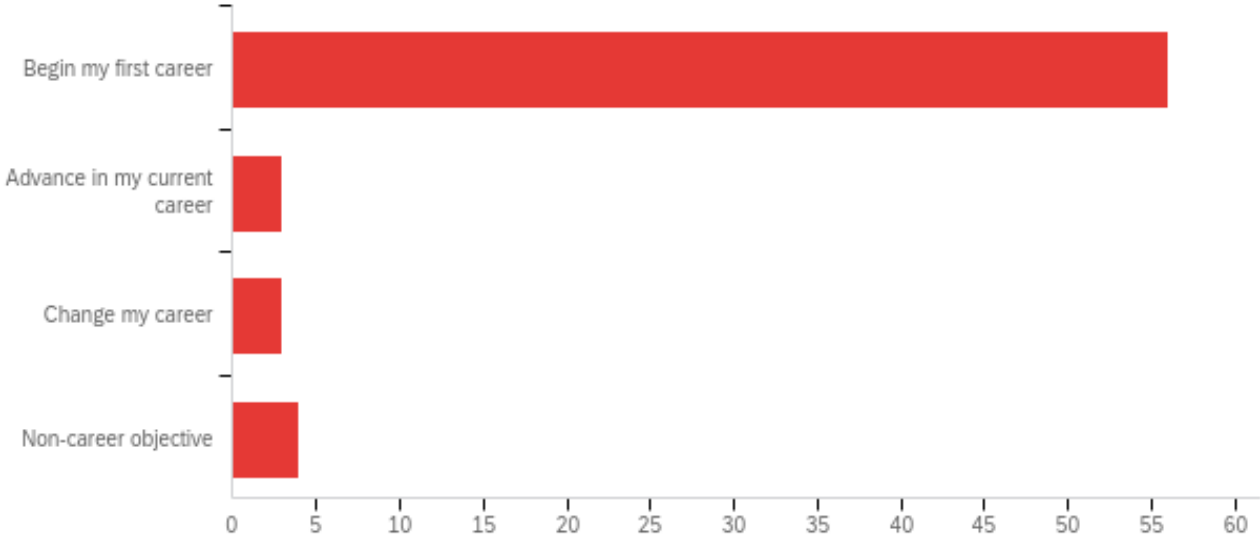
#	Answer	%	Count
1	Originally enroll and stay at Marshall	81.82%	54
2	Transfer fro a 2-year institution or community college	6.06%	4
3	Transfer from a 4-year institution	12.12%	8
	Total	100%	66

Q6 - During the last year of your studies, how many hours a week did you work while attending classes?



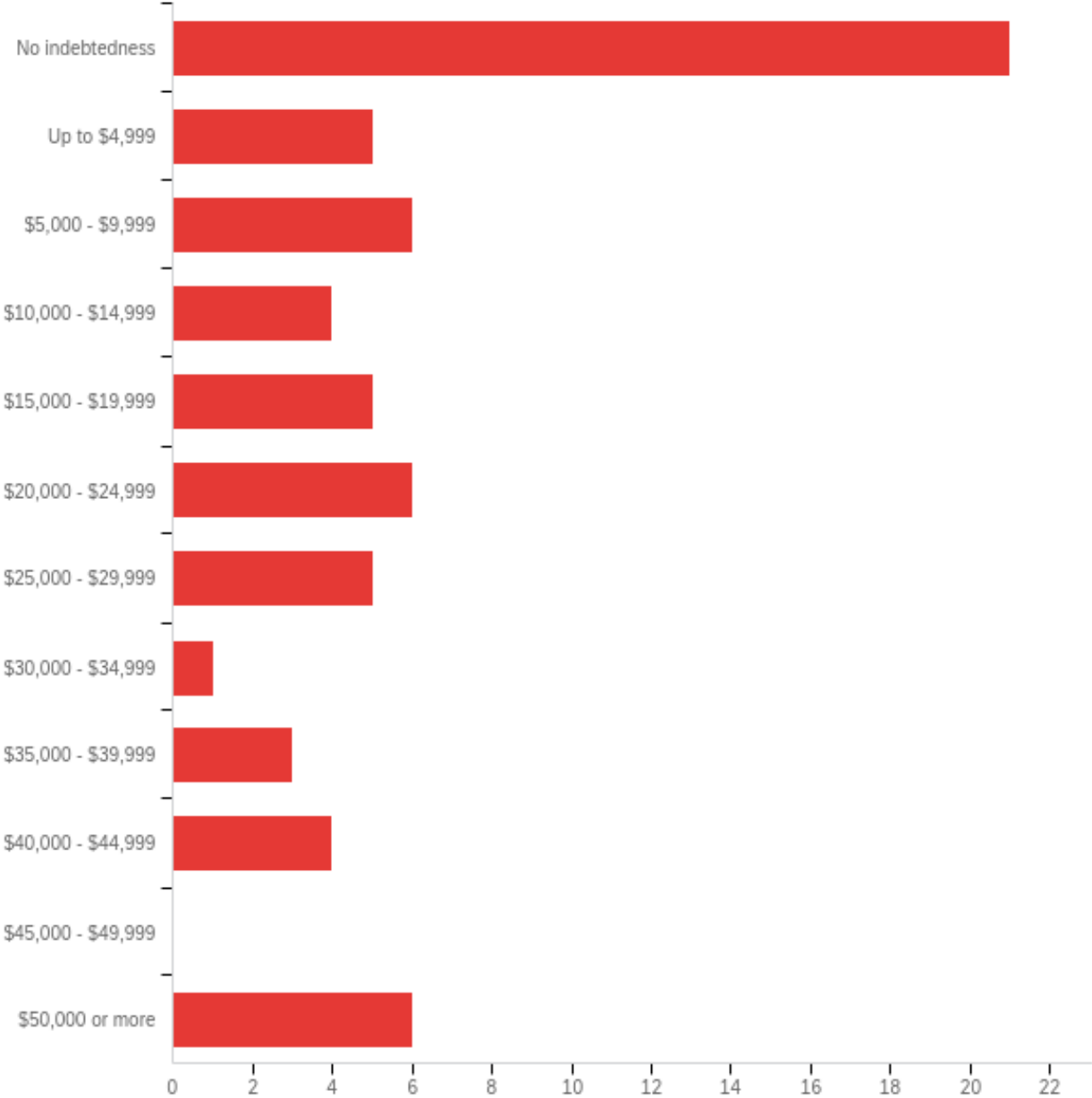
#	Answer	%	Count
1	None	21.21%	14
2	1 - 10	12.12%	8
3	11 - 20	16.67%	11
4	21 - 30	28.79%	19
5	More than 30	21.21%	14
	Total	100%	66

Q7 - Which of the following best describes your educational objective while attending Marshall University?



#	Answer	%	Count
1	Begin my first career	84.85%	56
2	Advance in my current career	4.55%	3
3	Change my career	4.55%	3
4	Non-career objective	6.06%	4
	Total	100%	66

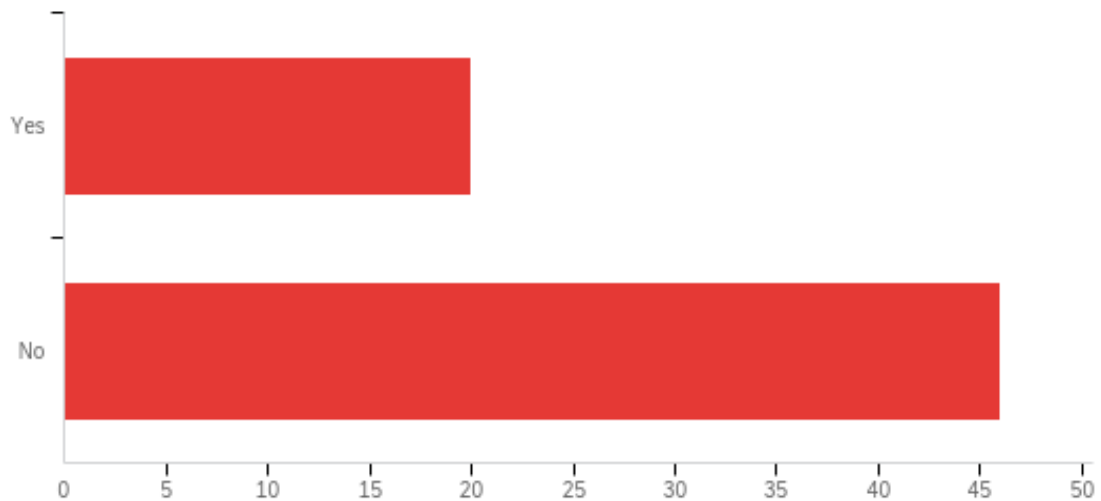
Q8 - Upon graduation, what was the dollar amount of your educational loan indebtedness?



#	Answer	%	Count
1	No indebtedness	31.82%	21
2	Up to \$4,999	7.58%	5
3	\$5,000 - \$9,999	9.09%	6
4	\$10,000 - \$14,999	6.06%	4
5	\$15,000 - \$19,999	7.58%	5

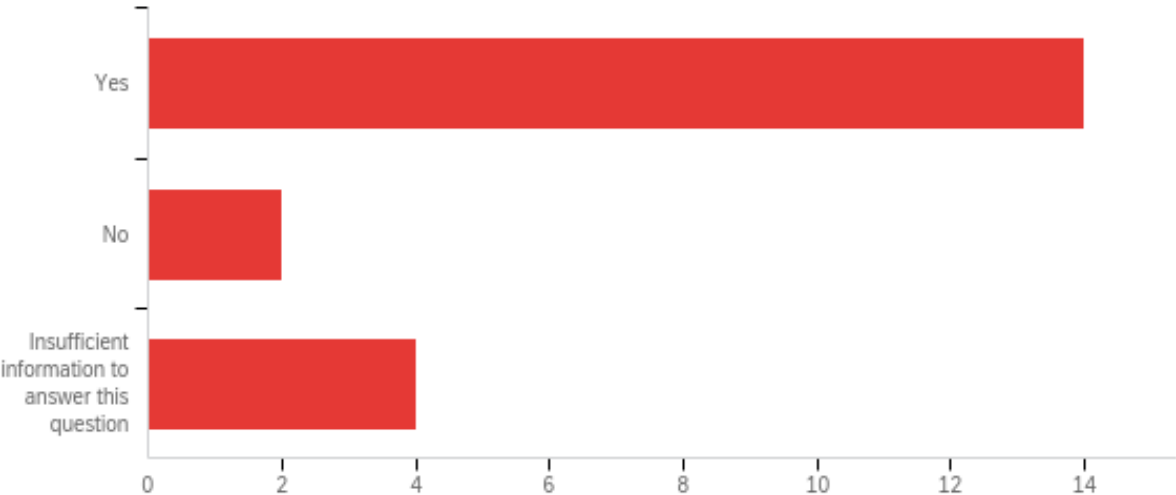
6	\$20,000 - \$24,999	9.09%	6
7	\$25,000 - \$29,999	7.58%	5
8	\$30,000 - \$34,999	1.52%	1
9	\$35,000 - \$39,999	4.55%	3
10	\$40,000 - \$44,999	6.06%	4
11	\$45,000 - \$49,999	0.00%	0
12	\$50,000 or more	9.09%	6
	Total	100%	66

Q9 - Did you take part in an internship, practicum or other structured work experience related to your major and anticipated career?



#	Answer	%	Count
1	Yes	30.30%	20
2	No	69.70%	46
	Total	100%	66

Q10 - If you answered "yes" to the previous question, did that experience increase your ability to secure employment or employment offers?



#	Answer	%	Count
1	Yes	70.00%	14
2	No	10.00%	2
3	Insufficient information to answer this question	20.00%	4
	Total	100%	20

Q11 - While pursuing my degree at Marshall University

#	Question	Agree		Neutral		Disagree		Total
1	I developed the ability to write effectively.	87.50%	56	9.38%	6	3.13%	2	64
2	I used numerical information to explore real world problems.	69.23%	45	21.54%	14	9.23%	6	65
3	I learned to find scholarly information, to evaluate it critically and to use it effectively.	89.23%	58	9.23%	6	1.54%	1	65
4	I gained expertise in the use of technology important in my major field.	67.69%	44	16.92%	11	15.38%	10	65
5	I acquired sufficient skills and knowledge to prepare for career-related positions.	75.38%	49	18.46%	12	6.15%	4	65
6	I developed the ability to express myself effectively through speaking.	81.54%	53	10.77%	7	7.69%	5	65
7	I developed multicultural and global perspectives.	84.62%	55	12.31%	8	3.08%	2	65
8	Writing intensive courses helped me to improve my writing skills.	80.00%	52	6.15%	4	13.85%	9	65
9	My classes challenged me to analyze and evaluate issues and to solve real-world problems in a manner that is ethical and supportive of our civic well-being.	86.15%	56	9.23%	6	4.62%	3	65
10	My capstone course challenged me to do my best work.	83.08%	54	13.85%	9	3.08%	2	65
11	I learned to examine issues from multiple perspectives.	89.23%	58	6.15%	4	4.62%	3	65
12	I learned to use what I know to solve novel problems.	84.62%	55	10.77%	7	4.62%	3	65
13	I learned to analyze my own values and to examine other viewpoints and credible evidence.	90.77%	59	6.15%	4	3.08%	2	65
14	I determined how to improve my own learning and to engage in lifelong learning.	87.50%	56	7.81%	5	4.69%	3	64
15	I used knowledge from more than one area of study to explore issues or to solve problems.	89.06%	57	6.25%	4	4.69%	3	64
16	Writing Intensive courses enhanced my learning experience.	75.00%	48	12.50%	8	12.50%	8	64

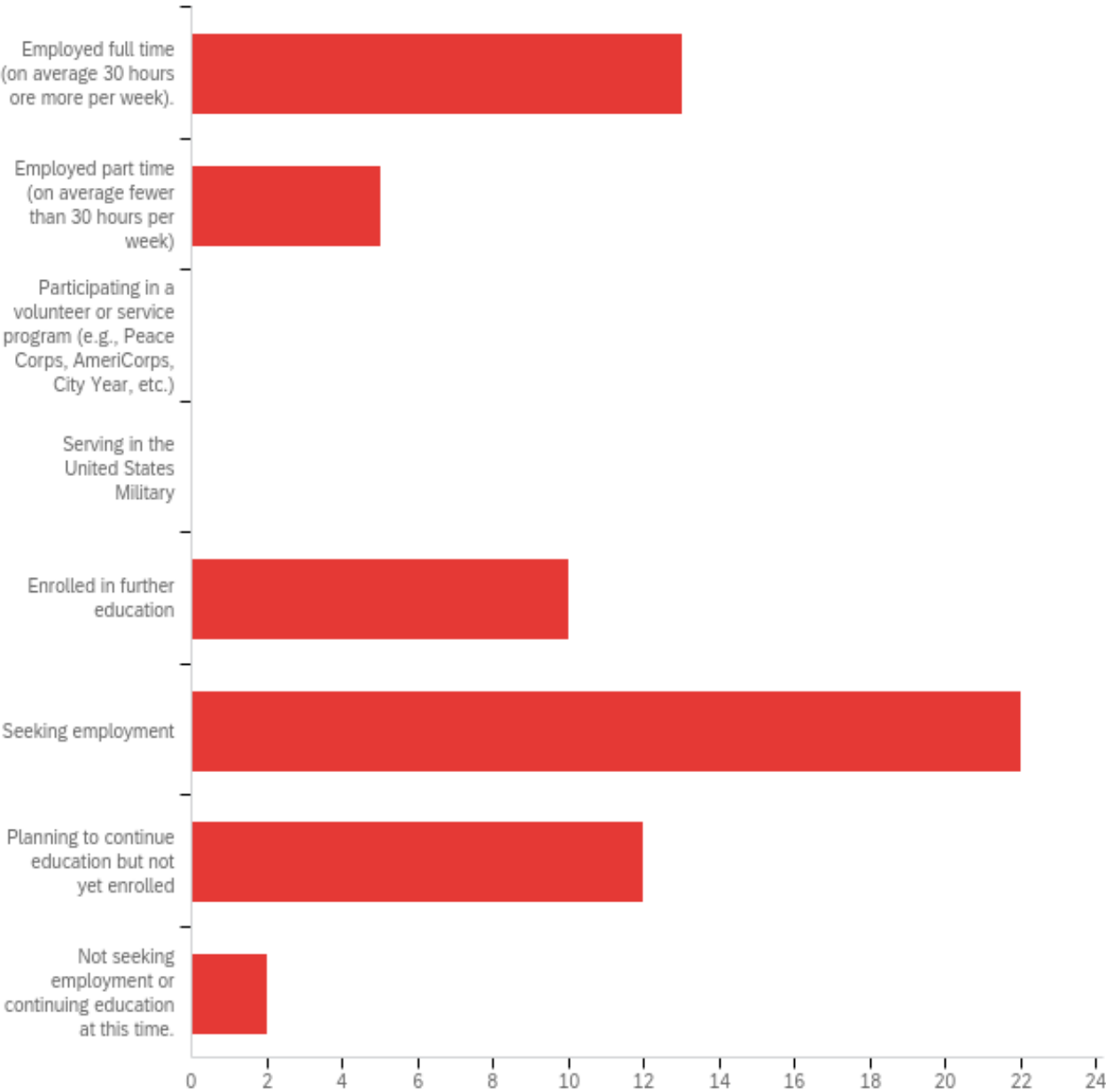
Q12 - Now that I have completed my degree,

#	Question	Agree		Neutral		Disagree		Total
1	I feel adequately prepared for a career and/or graduate or professional study in my major field.	60.00%	39	30.77%	20	9.23%	6	65
2	I believe that Marshall University's program in my major field is of high quality.	75.38%	49	16.92%	11	7.69%	5	65
3	I would recommend to others that they study the same program at Marshall.	78.46%	51	18.46%	12	3.08%	2	65
4	I would recommend Marshall to prospective students.	76.92%	50	16.92%	11	6.15%	4	65

Q13 - Please rate your level of satisfaction with the quality of the following at Marshall:

#	Question	Satisfied		Neutral		Dissatisfied		Total
1	Teaching	83.08%	54	15.38%	10	1.54%	1	65
2	Advising	64.62%	42	21.54%	14	13.85%	9	65
3	Academic Support Services	55.38%	36	41.54%	27	3.08%	2	65
4	Classroom/Lab Facilities	69.23%	45	21.54%	14	9.23%	6	65

Q14 - Which of the following will BEST describe your status after graduation. Please select only ONE of the following categories.



#	Answer	%	Count
1	Employed full time (on average 30 hours or more per week).	20.31%	13
2	Employed part time (on average fewer than 30 hours per week)	7.81%	5
3	Participating in a volunteer or service program (e.g., Peace Corps, AmeriCorps, City Year, etc.)	0.00%	0
4	Serving in the United States Military	0.00%	0
5	Enrolled in further education	15.63%	10

6	Seeking employment	34.38%	22
7	Planning to continue education but not yet enrolled	18.75%	12
8	Not seeking employment or continuing education at this time.	3.13%	2
	Total	100%	64

Q15 - Please provide the name of your employer AND your employer's location (e.g., city, state or country if outside the United States).

Please provide the name of your employer AND your employer's location (e.g., city, state or country if outside the United States).

South Point Local Schools South Point, OH

Time Warp, Ashland KY

Olive Garden, WV

Kroger Barboursville, WV. Jonathan Barnhouse

Dollar General, Kenova, WV

Facing Hunger Foodbank 1327 7th Ave Huntington, WV 25701

V.A. Hospital 1540 Spring Valley Dr. Huntington WV. 25701

Walgreens. Milton, WV

Family Dollar Distribution Morehead KY

Self employed

River Park Hospital, Huntington, WV

Torrid Barboursville, WV

Nanny in Barboursville, WV

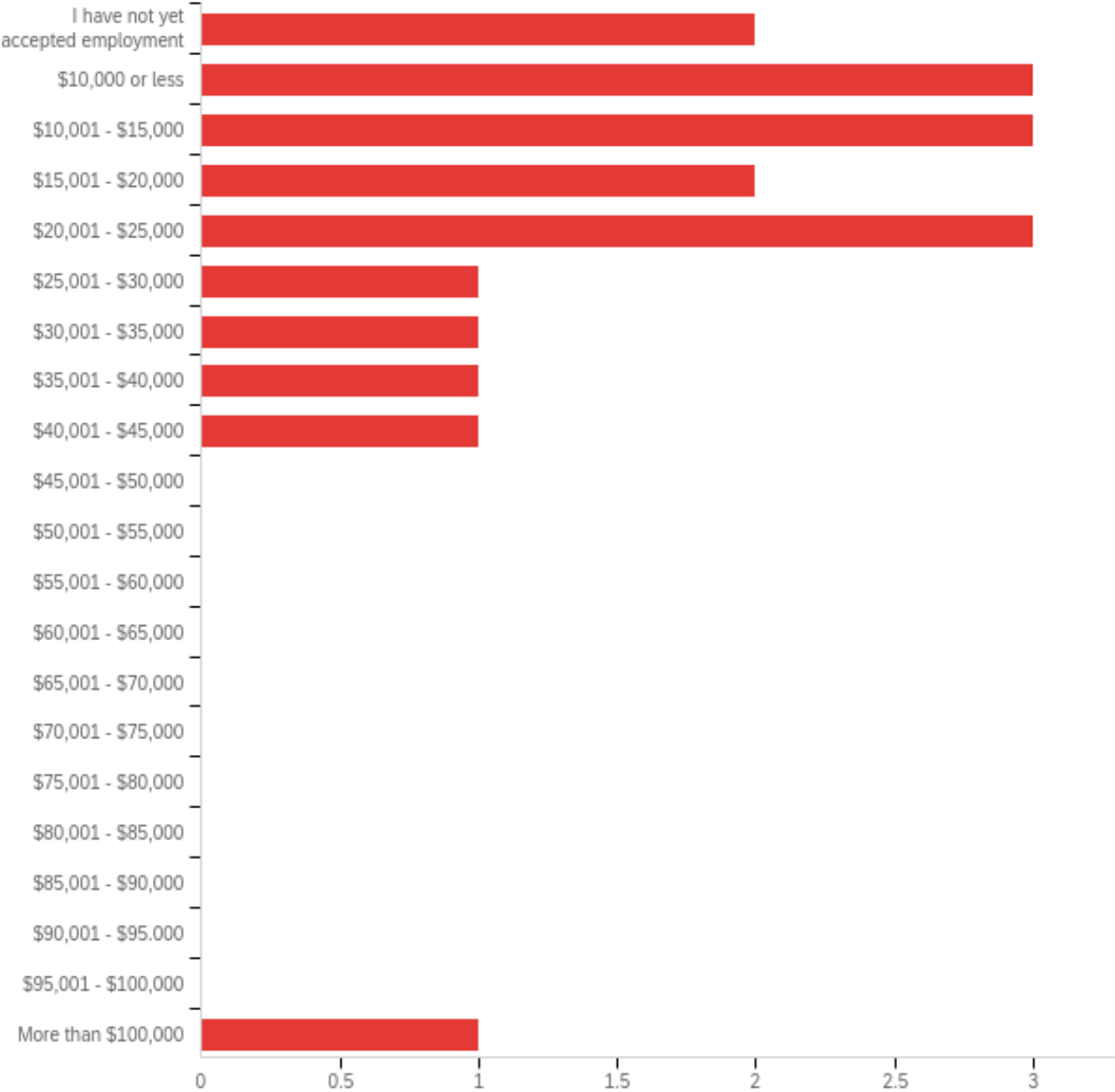
Fuel Counter Huntington, WV

Q16 - If employed, please provide your job title.

If employed, please provide your job title.

- Personal Aide
- Cashier
- Server
- Cashier
- Lead Sales Associate (full-time)
- Assistant Director of Member and Network Relations
- Environmental Management
- Certified Pharmacy Technician
- operations manager
- Nanny
- Mental Health Technician (MHT)
- Sales Associate
- Nanny
- Crew Member

Q17 - If employed, what is your annual base salary in U. S. dollars? (Please choose the appropriate range).



#	Answer	%	Count
1	I have not yet accepted employment	11.11%	2
2	\$10,000 or less	16.67%	3
3	\$10,001 - \$15,000	16.67%	3
4	\$15,001 - \$20,000	11.11%	2
5	\$20,001 - \$25,000	16.67%	3

6	\$25,001 - \$30,000	5.56%	1
7	\$30,001 - \$35,000	5.56%	1
8	\$35,001 - \$40,000	5.56%	1
9	\$40,001 - \$45,000	5.56%	1
10	\$45,001 - \$50,000	0.00%	0
11	\$50,001 - \$55,000	0.00%	0
12	\$55,001 - \$60,000	0.00%	0
13	\$60,001 - \$65,000	0.00%	0
14	\$65,001 - \$70,000	0.00%	0
15	\$70,001 - \$75,000	0.00%	0
16	\$75,001 - \$80,000	0.00%	0
17	\$80,001 - \$85,000	0.00%	0
18	\$85,001 - \$90,000	0.00%	0
19	\$90,001 - \$95,000	0.00%	0
20	\$95,001 - \$100,000	0.00%	0
21	More than \$100,000	5.56%	1
	Total	100%	18

Q18 - Guaranteed first-year bonus amount in U. S. dollars, if you are receiving one.

Guaranteed first-year bonus amount in U. S. dollars, if you are receiving one.

0

I will be looking for a job in my field upon graduation

Q19 - Please provide the name of the service organization as well as assignment city and state (or country if outside the U. S.).

No responses

Q20 - What is your role or title within the Service Organization?

No responses

Q21 - Please choose your military service branch and provide your rank in the text box next to the service branch you select.

No responses

Q22 - Please provide the name of the higher education institution and location (city, state, country [if outside U.S.]) you plan to attend.

Please provide the name of the higher education institution and location (city, state, country [if outside U.S.]) you plan to attend.

West Virginia University College of Law

The University of California - Irvine, Claire Trevor School of the Arts in Irvine, California.

Gardner-Webb University, Boiling Springs, NC

Marshall University

Marshall University, Huntington, WV

Ohio Northern University College of Law

Elon University. Elon, NC.

Marshall University

Marshall University

Q23 - What program of study will you pursue?

What program of study will you pursue?

Juris Doctorate, Public Interest

MFA in Acting

Dual Master's in Divinity and Clinical Christian Counselling

Masters of Mental Health Counseling

M.A. in Clinical Psychology

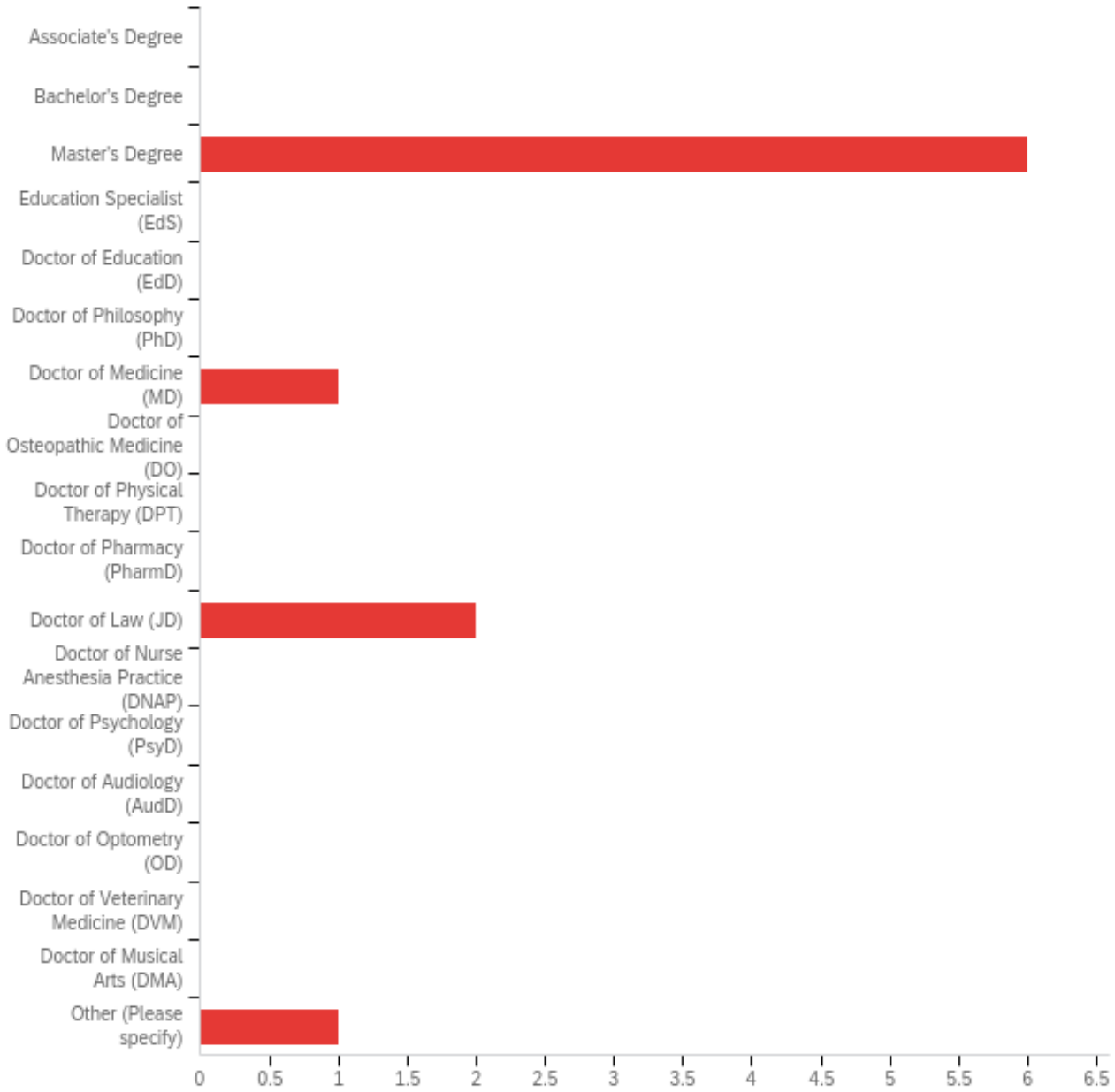
JD

Business Analytics

Medical School

Psychology- Master's

Q24 - What degree will you pursue at this institution?



#	Answer	%	Count
1	Associate's Degree	0.00%	0
2	Bachelor's Degree	0.00%	0
3	Master's Degree	60.00%	6
4	Education Specialist (EdS)	0.00%	0
5	Doctor of Education (EdD)	0.00%	0
6	Doctor of Philosophy (PhD)	0.00%	0

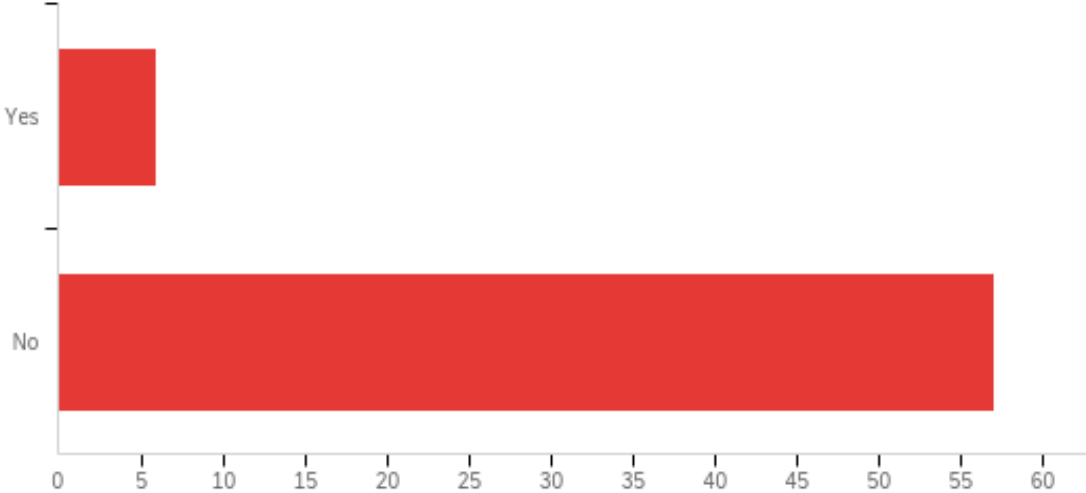
7	Doctor of Medicine (MD)	10.00%	1
8	Doctor of Osteopathic Medicine (DO)	0.00%	0
9	Doctor of Physical Therapy (DPT)	0.00%	0
10	Doctor of Pharmacy (PharmD)	0.00%	0
11	Doctor of Law (JD)	20.00%	2
12	Doctor of Nurse Anesthesia Practice (DNAP)	0.00%	0
13	Doctor of Psychology (PsyD)	0.00%	0
14	Doctor of Audiology (AudD)	0.00%	0
15	Doctor of Optometry (OD)	0.00%	0
16	Doctor of Veterinary Medicine (DVM)	0.00%	0
17	Doctor of Musical Arts (DMA)	0.00%	0
18	Other (Please specify)	10.00%	1
	Total	100%	10

Q24_18_TEXT - Other (Please specify)

Other (Please specify) - Text

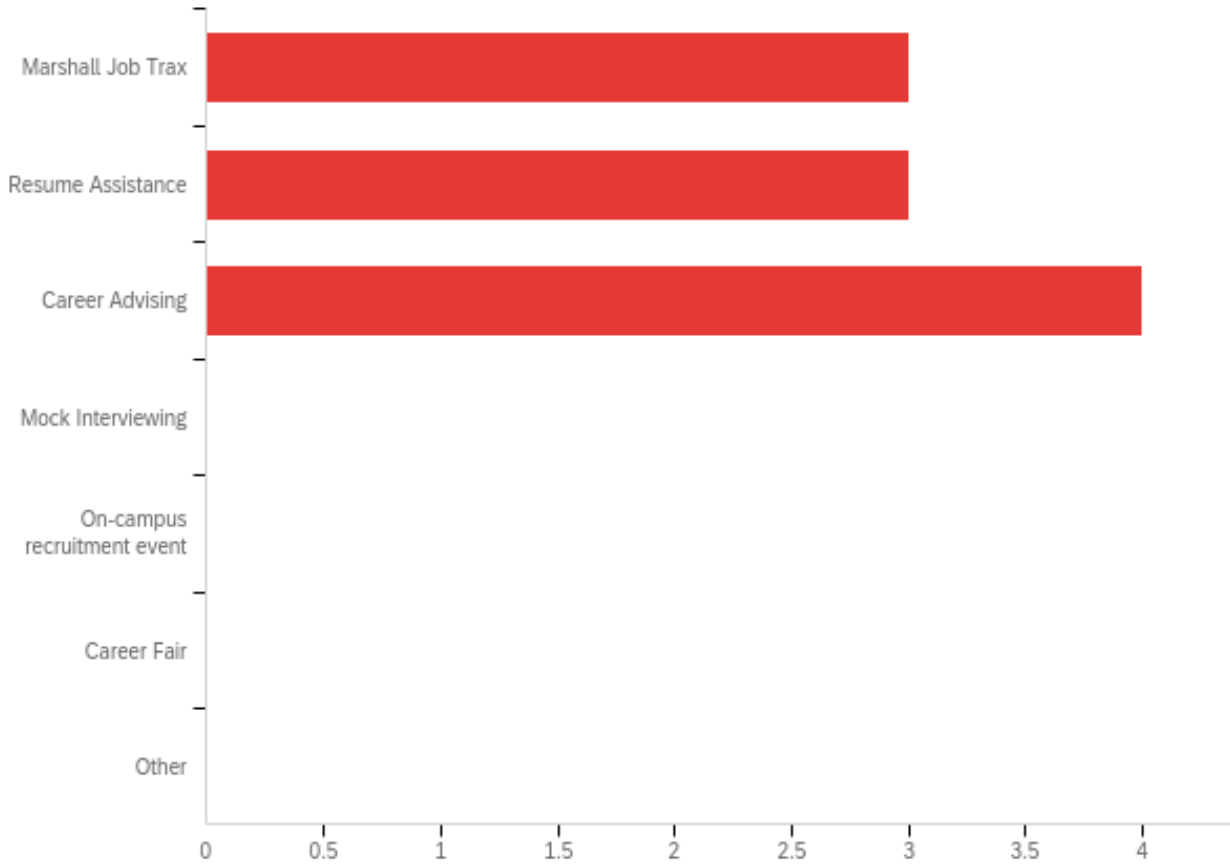
Master of Fine Arts

Q25 - Did you use Career Services to help you with your career plans?



#	Answer	%	Count
1	Yes	9.52%	6
2	No	90.48%	57
	Total	100%	63

Q26 - If you answered "yes" to the previous question, please indicate all services used.



#	Answer	%	Count
1	Marshall Job Trax	30.00%	3
2	Resume Assistance	30.00%	3
3	Career Advising	40.00%	4
4	Mock Interviewing	0.00%	0
5	On-campus recruitment event	0.00%	0
6	Career Fair	0.00%	0
7	Other	0.00%	0
	Total	100%	10