



Marshall University Graduation Survey Report  
 College of Health Professions  
 Academic Year 2020 – 2021

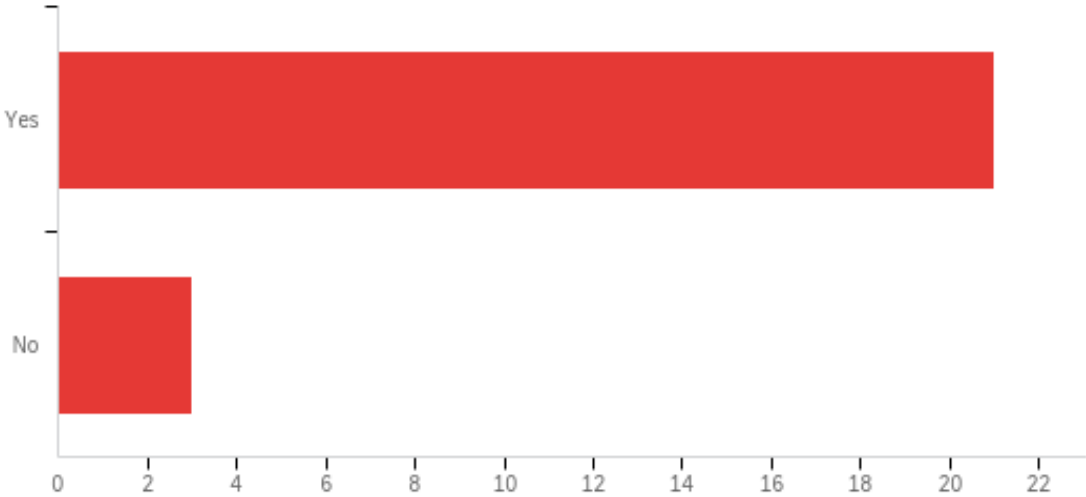
**Q1 - Please indicate your level of satisfaction with these elements of your experience in the Bachelor of Science in Nursing Program:**

#	Question	Satisfied		Neutral		Dissatisfied		Total
1	Overall Satisfaction of MU's BSN Nursing Program.	83.33%	20	12.50%	3	4.17%	1	24
2	Satisfaction of MU's BSN Nursing Program in preparing me for my present or anticipated position.	79.17%	19	12.50%	3	8.33%	2	24
3	Quality of instruction in BSN courses.	83.33%	20	12.50%	3	4.17%	1	24
4	Quality of the clinical rotation experiences.	37.50%	9	54.17%	13	8.33%	2	24
5	Adequacy of the student laboratory facility.	50.00%	12	41.67%	10	8.33%	2	24
6	Availability of laboratory instructional supplies.	47.83%	11	43.48%	10	8.70%	2	23
7	Appropriateness of exams and other evaluation methods.	75.00%	18	20.83%	5	4.17%	1	24
8	Adequacy of the library facilities.	83.33%	20	16.67%	4	0.00%	0	24

**Q2 - Please indicate your level of satisfaction with the extent to which the Bachelor of Science in Nursing (BSN) Program has prepared you to:**

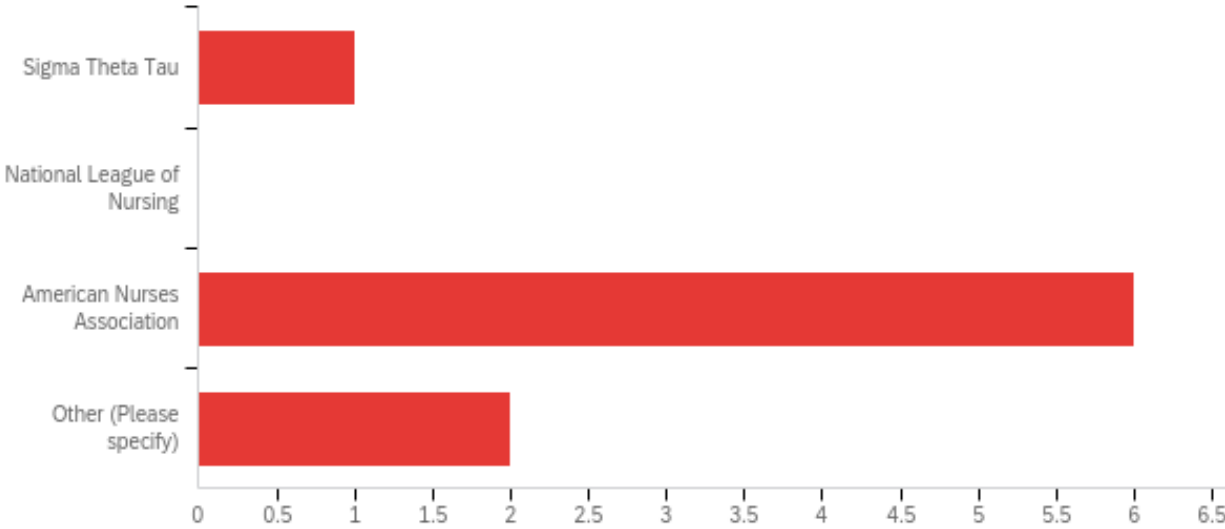
#	Question	Satisfied		Neutral		Dissatisfied		Total
1	Use the nursing process to provide nursing care to individuals, families, groups, and communities in multiple settings, considering cultural diversity.	91.67%	22	8.33%	2	0.00%	0	24
2	Synthesize theoretical and empirical knowledge from nursing, natural and social sciences, and the humanities to promote, maintain, and restore health throughout the life span.	87.50%	21	12.50%	3	0.00%	0	24
3	Promote health care through communication and collaboration with clients and other health care providers.	82.61%	19	13.04%	3	4.35%	1	23
4	Coordinate comprehensive nursing care through the application of management and leadership skills, including prioritizing and delegation of care.	95.65%	22	4.35%	1	0.00%	0	23
5	Use clinical and critical reasoning to address simple and complex situations.	91.30%	21	8.70%	2	0.00%	0	23
6	Integrate evidence-based practice into nursing care.	91.30%	21	8.70%	2	0.00%	0	23
7	Perform as a responsible and accountable member of the profession who practices nursing legally and ethically.	95.65%	22	4.35%	1	0.00%	0	23
8	Examine professional activities that help define the scope of nursing practice, set health policies and improve the health of the public.	91.30%	21	8.70%	2	0.00%	0	23

**Q3 - Would you recommend the undergraduate BSN program to a close friend?**



#	Answer	%	Count
1	Yes	87.50%	21
2	No	12.50%	3
	Total	100%	24

**Q4 - Do you belong to any of the following organizations? (Please mark all that apply)**



#	Answer	%	Count
1	Sigma Theta Tau	11.11%	1
2	National League of Nursing	0.00%	0
3	American Nurses Association	66.67%	6
4	Other (Please specify)	22.22%	2
	Total	100%	9

**Q4\_4\_TEXT - Other (Please specify)**

Other (Please specify) - Text

---

SNA

---

Student Nurses Association

**Q5 - Please list any suggestions so that the SON can improve its nursing program for future students.**

Please list any suggestions so that the SON can improve its nursing program for future students.

All comments were shared with the School of Nursing

**Q6 - Please indicate your level of satisfaction with these elements of your experience in the Clinical Laboratory Science Program:**

#	Question	Satisfied		Neutral		Dissatisfied		Total
1	Effectiveness of MU's CLS Program in preparing me for the Registry or Certification Exam.	92.31%	12	7.69%	1	0.00%	0	13
2	Effectiveness of MU's CLS Program in preparing me for my present or anticipated position.	84.62%	11	15.38%	2	0.00%	0	13
3	Adequacy of the student laboratory facility.	75.00%	9	25.00%	3	0.00%	0	12
4	Availability of laboratory instructional supplies.	58.33%	7	41.67%	5	0.00%	0	12
5	Quality of the clinical rotation experiences.	75.00%	9	25.00%	3	0.00%	0	12
6	Appropriateness of exams and other evaluation methods.	69.23%	9	15.38%	2	15.38%	2	13
7	Quality of instruction in CLS courses	61.54%	8	38.46%	5	0.00%	0	13
8	Adequacy of the library facilities	50.00%	6	50.00%	6	0.00%	0	12

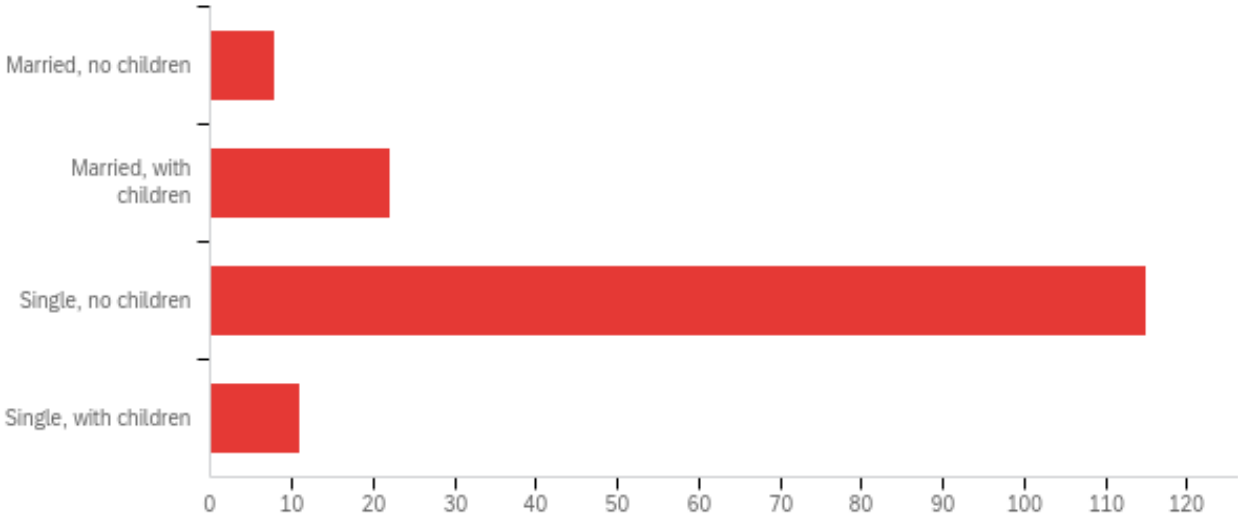
**Q7 - Please indicate your level of satisfaction with the extent to which your education in the Social Work Department has prepared you to**

#	Question	Satisfied		Neutral		Dissatisfied		Total
1	Apply critical thinking skills within the context of professional social work practice.	87.50%	14	12.50%	2	0.00%	0	16
2	Practice within the values and ethics of the social work profession and with an understanding of and respect for the positive value of diversity.	100.00%	16	0.00%	0	0.00%	0	16
3	Demonstrate professional use of self.	87.50%	14	12.50%	2	0.00%	0	16
4	Understand the forms and mechanisms of oppression and discrimination; and apply the strategies and skills of change that advance social and economic justice.	93.75%	15	6.25%	1	0.00%	0	16
5	Understand the history of the social work profession and its current structures and issues.	66.67%	10	26.67%	4	6.67%	1	15
6	Apply the knowledge and skills of generalist social work to practice with systems of all sizes.	100.00%	16	0.00%	0	0.00%	0	16
7	Apply knowledge of bio-psycho-social variables that affect the individual development and behavior, and use theoretical frameworks to understand the interactions among individuals and between individuals and social systems (i.e., families, groups, organizations and communities).	93.75%	15	6.25%	1	0.00%	0	16
8	Analyze the impact of social policies on client systems, workers, and agencies.	87.50%	14	6.25%	1	6.25%	1	16
9	Evaluate research studies and apply findings to practice, and under supervision, evaluate own practice interventions and those of other relevant systems.	93.75%	15	6.25%	1	0.00%	0	16
10	Use communication skills differentially with a variety of client populations, colleagues, and members of the community.	93.75%	15	0.00%	0	6.25%	1	16
11	Use supervision appropriate to generalist practice.	100.00%	16	0.00%	0	0.00%	0	16
12	Understand the unique social problems and characteristics of Appalachia and apply practice skills and knowledge in working with populations and institutions in Appalachia.	75.00%	12	12.50%	2	12.50%	2	16
13	Function within the structure of organizations and service delivery systems and, under supervision, seek necessary organizational change.	75.00%	12	12.50%	2	12.50%	2	16
14	Apply learning skills in the continuing pursuit of knowledge and professional development.	93.75%	15	6.25%	1	0.00%	0	16

**Q8 - Please indicate your level of satisfaction with these elements of your experience in the College of Health Professions.**

#	Question	Satisfied		Neutral		Dissatisfied		Total
1	Overall quality of program	88.31%	136	11.04%	17	0.65%	1	154
2	Overall quality of instruction in program	77.92%	120	20.13%	31	1.95%	3	154
3	Quality of academic advising	64.29%	99	22.73%	35	12.99%	20	154
4	Availability of faculty for assistance	78.43%	120	18.95%	29	2.61%	4	153
5	Quality of the clinical experience	76.62%	118	19.48%	30	3.90%	6	154
6	Ability of faculty to meet my needs as a learner	82.35%	126	16.34%	25	1.31%	2	153
7	Development of critical thinking and problem-solving ability	88.24%	135	10.46%	16	1.31%	2	153
8	Development of writing skills	79.87%	123	18.18%	28	1.95%	3	154
9	Development of verbal communication skills	85.06%	131	12.34%	19	2.60%	4	154
10	Development of cognitive, psychomotor, and affective skills necessary to my profession	88.31%	136	9.74%	15	1.95%	3	154
11	Preparation for my level of professional practice	80.52%	124	16.88%	26	2.60%	4	154
12	Contributed to my growth as a professional who is able to provide services to the community and to the profession	87.58%	134	9.80%	15	2.61%	4	153

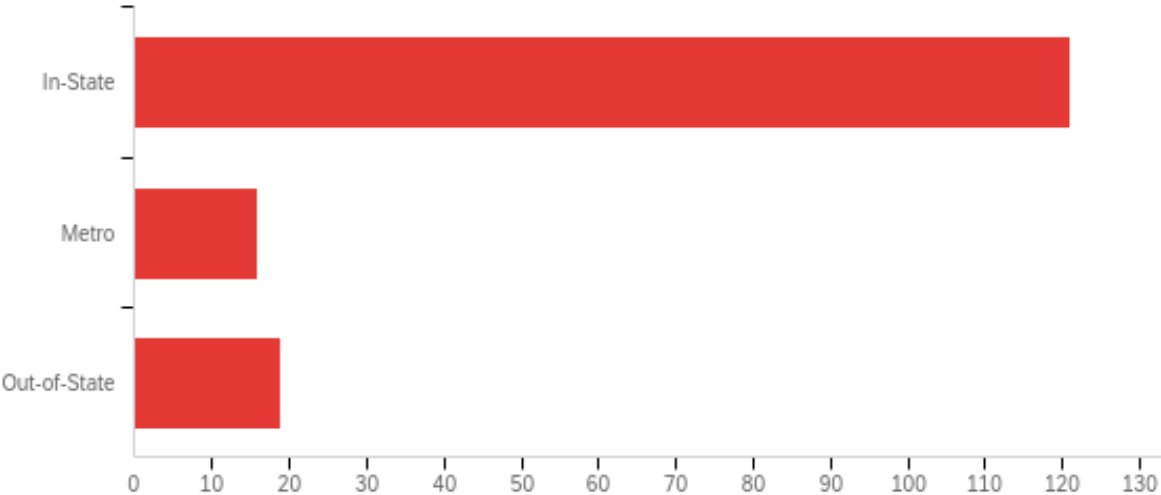
### Q9 - Family Status



#	Answer	%	Count
1	Married, no children	5.13%	8
2	Married, with children	14.10%	22
3	Single, no children	73.72%	115
4	Single, with children	7.05%	11
	Total	100%	156

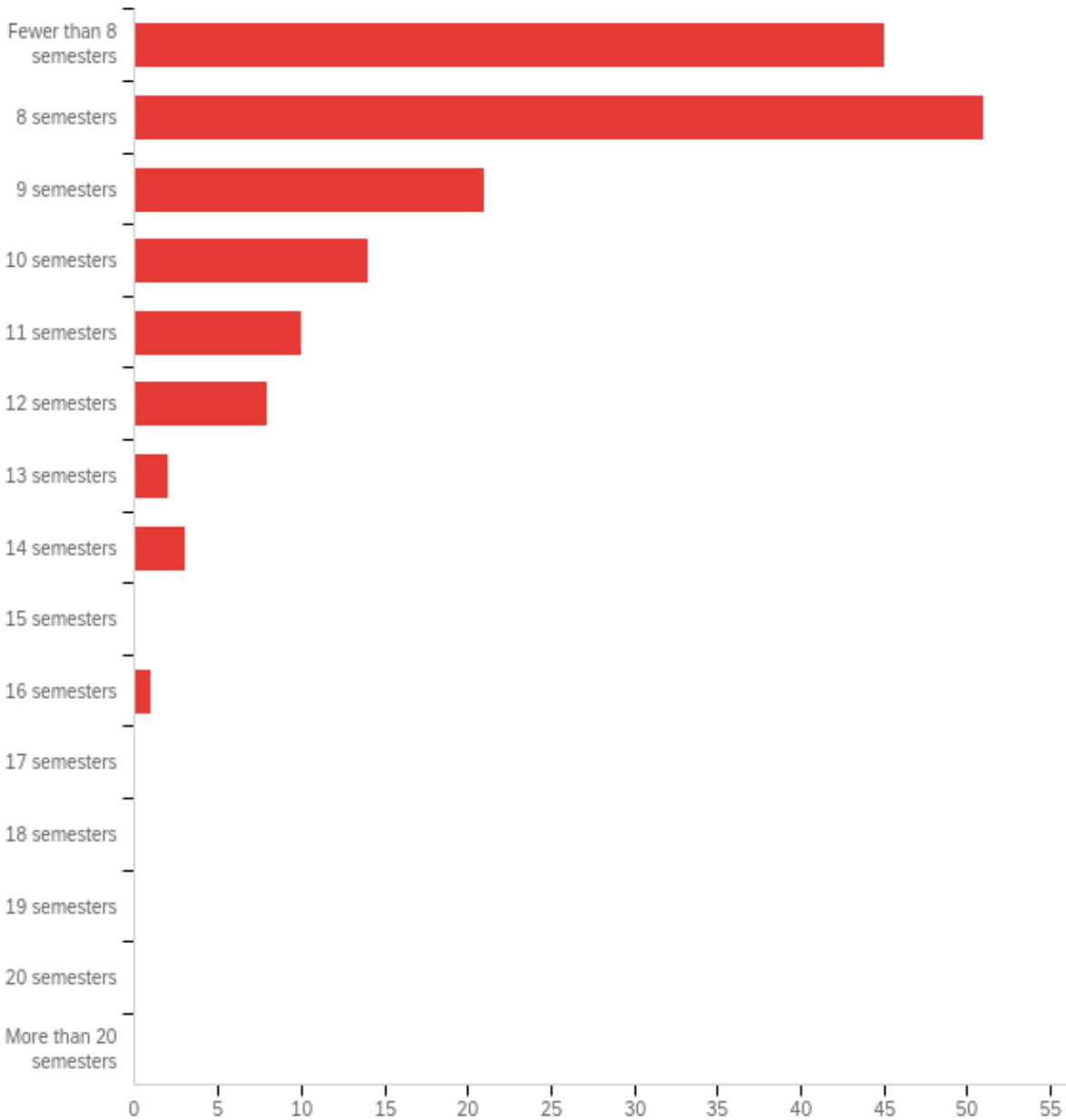


**Q10 - Residence at time of admission**



#	Answer	%	Count
1	In-State	77.56%	121
2	Metro	10.26%	16
3	Out-of-State	12.18%	19
	Total	100%	156

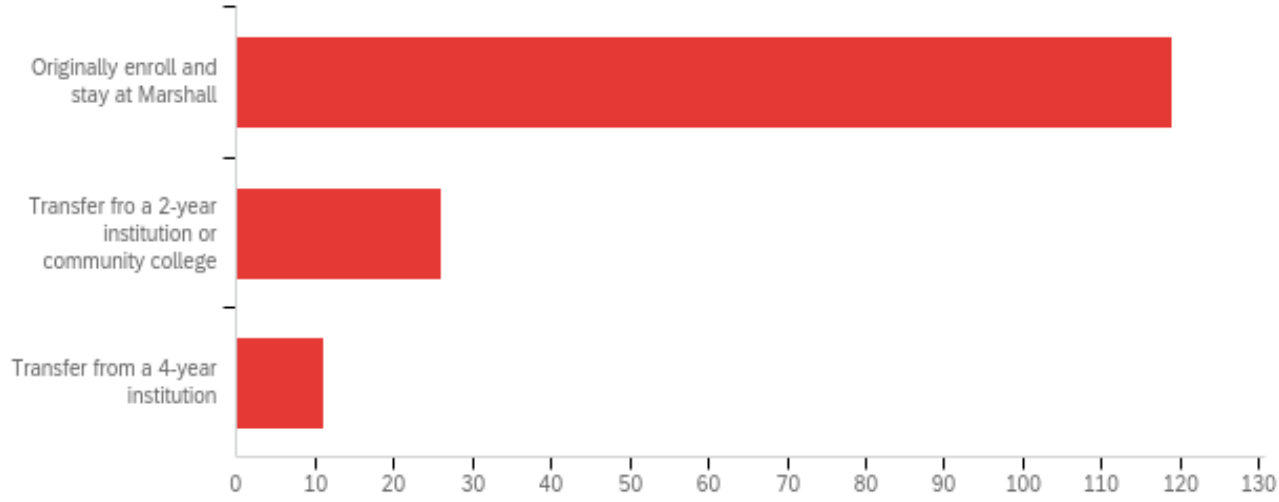
**Q11 - Number of semesters enrolled to compete your degree (Note: One semester is equal to fall, spring, or summer, resulting in the potential of three semesters in one year).**



#	Answer	%	Count
1	Fewer than 8 semesters	29.03%	45
2	8 semesters	32.90%	51
3	9 semesters	13.55%	21
4	10 semesters	9.03%	14
5	11 semesters	6.45%	10

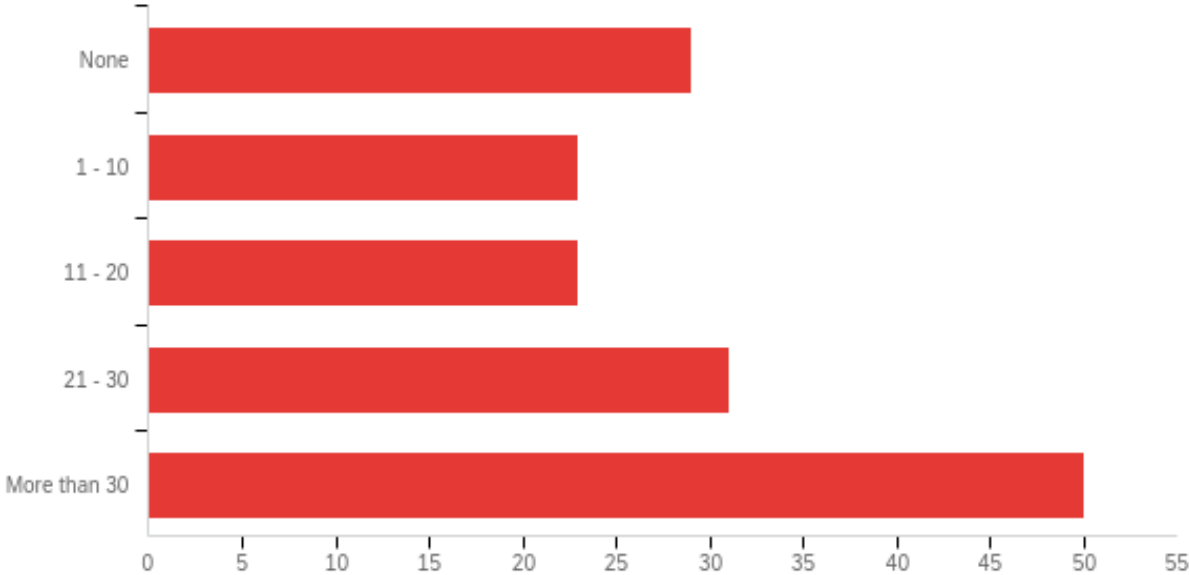
6	12 semesters	5.16%	8
7	13 semesters	1.29%	2
8	14 semesters	1.94%	3
9	15 semesters	0.00%	0
10	16 semesters	0.65%	1
11	17 semesters	0.00%	0
12	18 semesters	0.00%	0
13	19 semesters	0.00%	0
14	20 semesters	0.00%	0
15	More than 20 semesters	0.00%	0
	Total	100%	155

**Q12 - While pursuing your degree, did you**



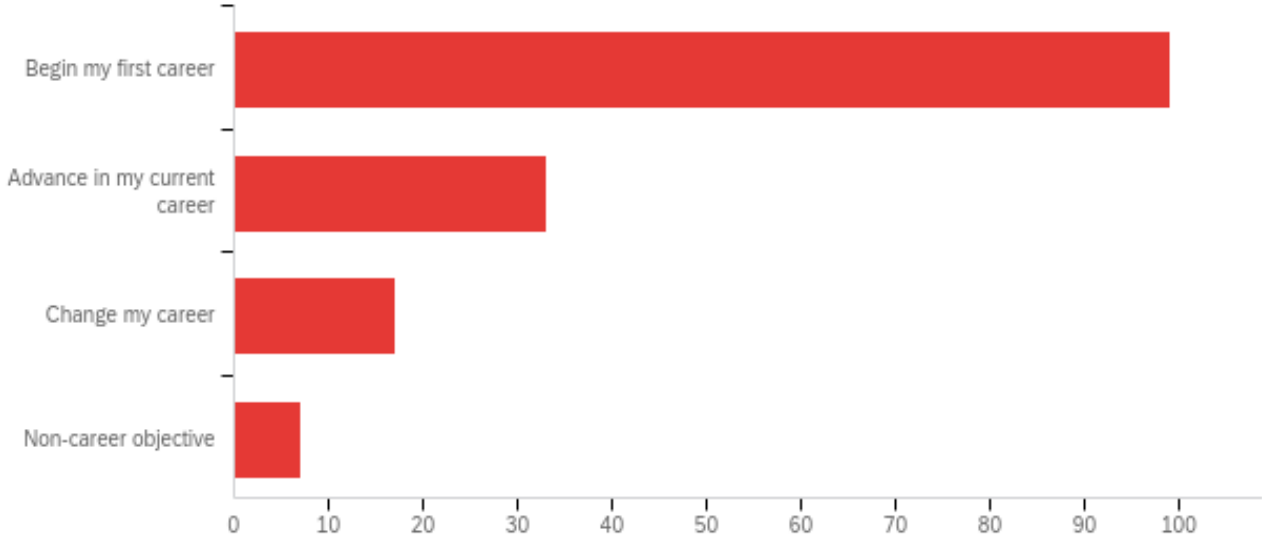
#	Answer	%	Count
1	Originally enroll and stay at Marshall	76.28%	119
2	Transfer from a 2-year institution or community college	16.67%	26
3	Transfer from a 4-year institution	7.05%	11
	Total	100%	156

**Q13 - During the last year of your studies, how many hours a week did you work while attending classes?**



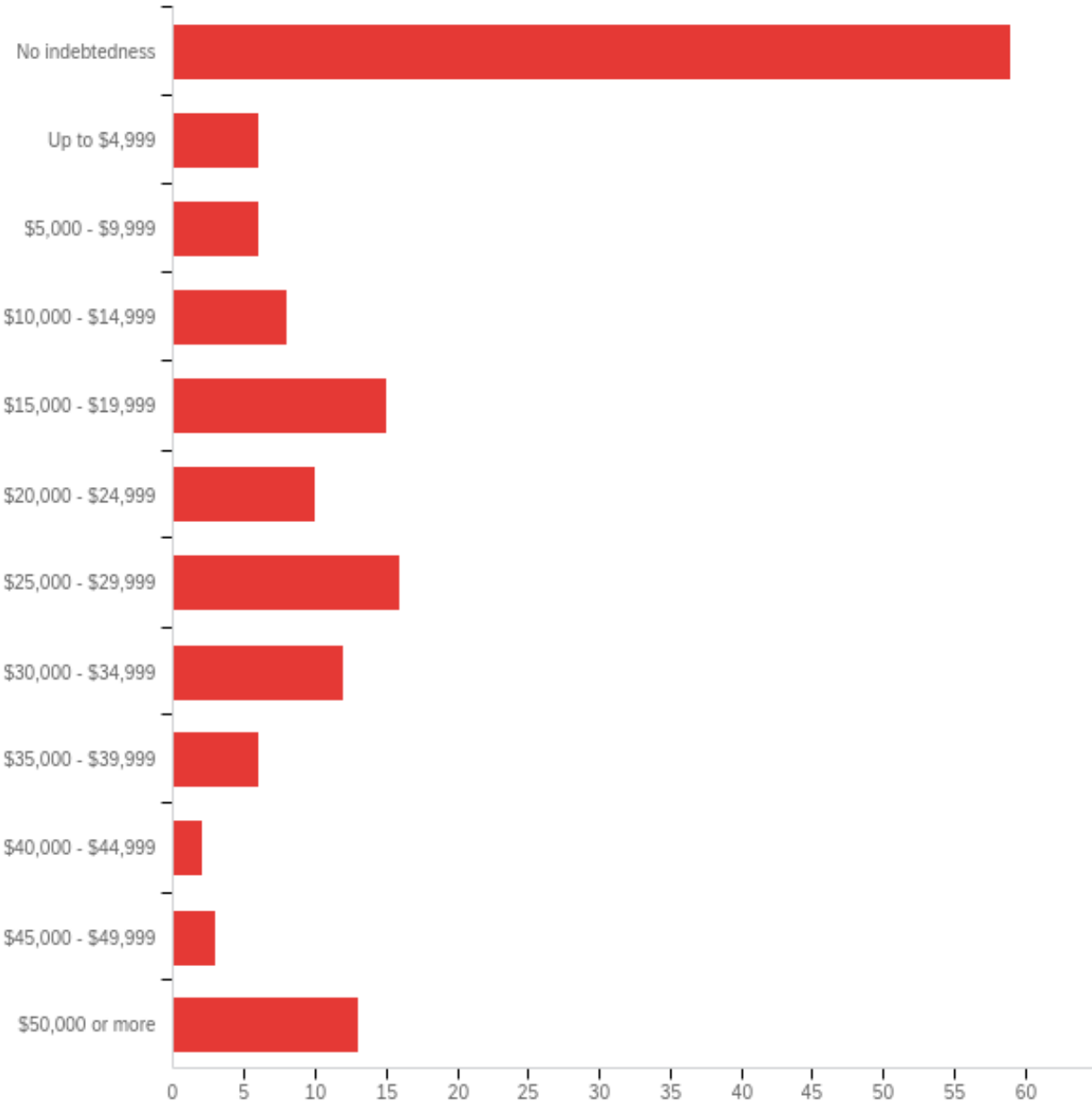
#	Answer	%	Count
1	None	18.59%	29
2	1 - 10	14.74%	23
3	11 - 20	14.74%	23
4	21 - 30	19.87%	31
5	More than 30	32.05%	50
	Total	100%	156

**Q14 - Which of the following best describes your educational objective while attending Marshall University?**



#	Answer	%	Count
1	Begin my first career	63.46%	99
2	Advance in my current career	21.15%	33
3	Change my career	10.90%	17
4	Non-career objective	4.49%	7
	Total	100%	156

**Q15 - Upon graduation, what was the dollar amount of your educational loan indebtedness?**

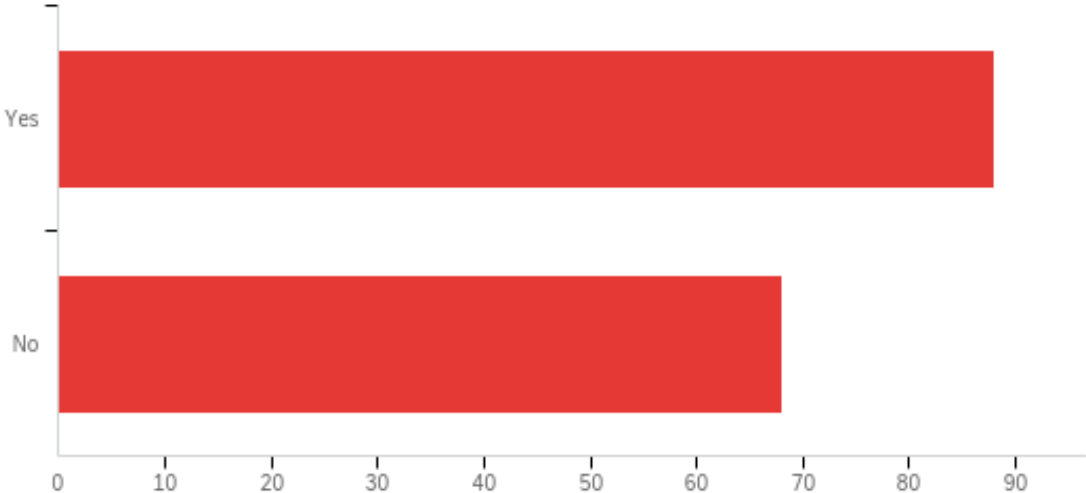


#	Answer	%	Count
1	No indebtedness	37.82%	59
2	Up to \$4,999	3.85%	6
3	\$5,000 - \$9,999	3.85%	6
4	\$10,000 - \$14,999	5.13%	8
5	\$15,000 - \$19,999	9.62%	15

6	\$20,000 - \$24,999	6.41%	10
7	\$25,000 - \$29,999	10.26%	16
8	\$30,000 - \$34,999	7.69%	12
9	\$35,000 - \$39,999	3.85%	6
10	\$40,000 - \$44,999	1.28%	2
11	\$45,000 - \$49,999	1.92%	3
12	\$50,000 or more	8.33%	13
	Total	100%	156

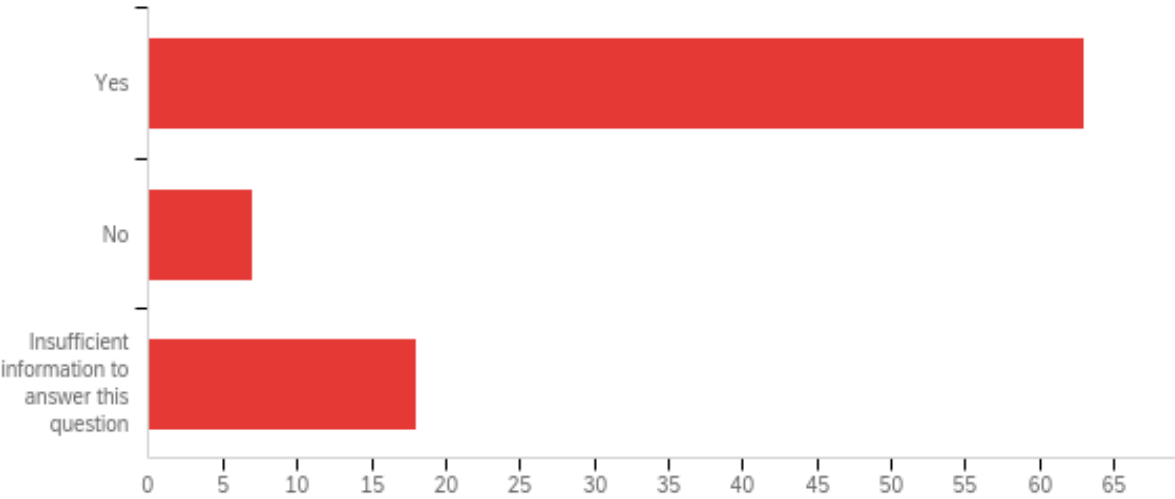


**Q16 - Did you take part in an internship, practicum or other structured work experience related to your major and anticipated career?**



#	Answer	%	Count
1	Yes	56.41%	88
2	No	43.59%	68
	Total	100%	156

**Q17 - If you answered "yes" to the previous question, did that experience increase your ability to secure employment or employment offers?**



#	Answer	%	Count
1	Yes	71.59%	63
2	No	7.95%	7
3	Insufficient information to answer this question	20.45%	18
	Total	100%	88

## Q18 - While pursuing my degree at Marshall University

#	Question	Agree		Neutral		Disagree		Total
1	I developed the ability to write effectively.	83.12%	128	15.58%	24	1.30%	2	154
2	I used numerical information to explore real world problems.	79.22%	122	17.53%	27	3.25%	5	154
3	I learned to find scholarly information, to evaluate it critically and to use it effectively.	90.91%	140	8.44%	13	0.65%	1	154
4	I gained expertise in the use of technology important in my major field.	79.87%	123	16.88%	26	3.25%	5	154
5	I acquired sufficient skills and knowledge to prepare for career-related positions.	88.89%	136	9.80%	15	1.31%	2	153
6	I developed the ability to express myself effectively through speaking.	81.82%	126	14.29%	22	3.90%	6	154
7	I developed multicultural and global perspectives.	78.57%	121	18.18%	28	3.25%	5	154
8	Writing intensive courses helped me to improve my writing skills.	72.73%	112	21.43%	33	5.84%	9	154
9	My classes challenged me to analyze and evaluate issues and to solve real-world problems in a manner that is ethical and supportive of our civic well-being.	85.71%	132	12.34%	19	1.95%	3	154
10	My capstone course challenged me to do my best work.	85.06%	131	13.64%	21	1.30%	2	154
11	I learned to examine issues from multiple perspectives.	88.31%	136	10.39%	16	1.30%	2	154
12	I learned to use what I know to solve novel problems.	85.62%	131	11.11%	17	3.27%	5	153
13	I learned to analyze my own values and to examine other viewpoints and credible evidence.	90.85%	139	8.50%	13	0.65%	1	153
14	I determined how to improve my own learning and to engage in lifelong learning.	90.85%	139	8.50%	13	0.65%	1	153
15	I used knowledge from more than one area of study to explore issues or to solve problems.	91.56%	141	7.79%	12	0.65%	1	154
16	Writing Intensive courses enhanced my learning experience.	62.34%	96	25.97%	40	11.69%	18	154

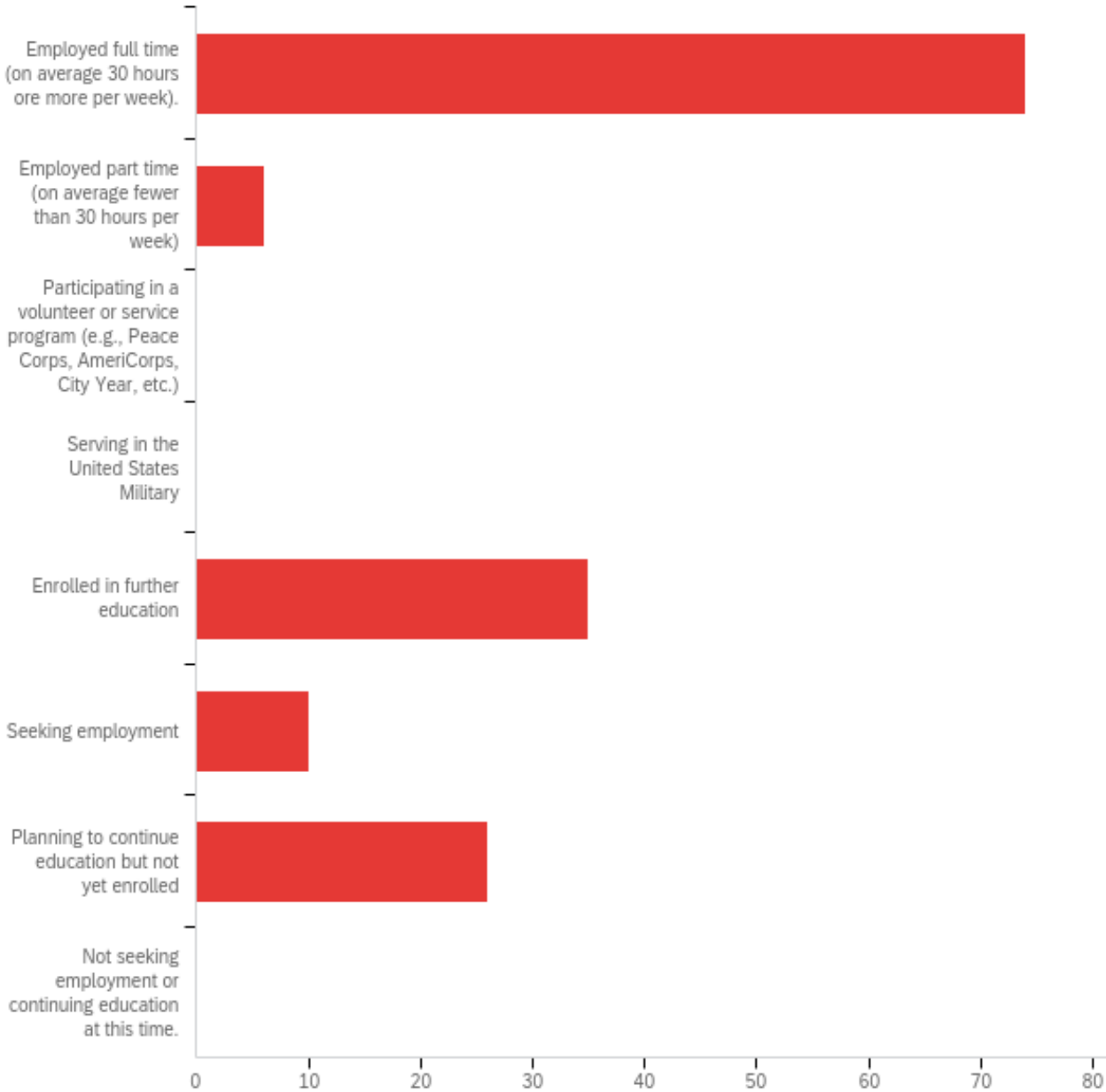
**Q19 - Now that I have completed my degree,**

#	Question	Agree		Neutral		Disagree		Total
1	I feel adequately prepared for a career and/or graduate or professional study in my major field.	79.87%	123	17.53%	27	2.60%	4	154
2	I believe that Marshall University's program in my major field is of high quality.	76.62%	118	20.13%	31	3.25%	5	154
3	I would recommend to others that they study the same program at Marshall.	79.87%	123	14.29%	22	5.84%	9	154
4	I would recommend Marshall to prospective students.	84.42%	130	12.34%	19	3.25%	5	154

**Q20 - Please rate your level of satisfaction with the quality of the following at Marshall:**

#	Question	Satisfied		Neutral		Dissatisfied		Total
1	Teaching	83.12%	128	12.99%	20	3.90%	6	154
2	Advising	61.69%	95	24.03%	37	14.29%	22	154
3	Academic Support Services	75.32%	116	20.13%	31	4.55%	7	154
4	Classroom/Lab Facilities	73.68%	112	21.05%	32	5.26%	8	152

**Q21 - Which of the following will BEST describe your status after graduation. Please select only ONE of the following categories.**



#	Answer	%	Count
1	Employed full time (on average 30 hours or more per week).	49.01%	74
2	Employed part time (on average fewer than 30 hours per week)	3.97%	6
3	Participating in a volunteer or service program (e.g., Peace Corps, AmeriCorps, City Year, etc.)	0.00%	0
4	Serving in the United States Military	0.00%	0
5	Enrolled in further education	23.18%	35

6	Seeking employment	6.62%	10
7	Planning to continue education but not yet enrolled	17.22%	26
8	Not seeking employment or continuing education at this time.	0.00%	0
	Total	100%	151

**Q22 - Please provide the name of your employer AND your employer's location (e.g., city, state or country if outside the United States).**

Please provide the name of your employer AND your employer's location (e.g., city, state or country if outside the United States).

CAMC Women’s and Children’s in Charleston, WV

Pretera. Huntington, WV

CAMC General Division, Charleston WV

Gallia county CPS

Ruby Memorial Hospital Morgantown, WV

Cabell Huntington Hospital Huntington, WV

Cabell Huntington Hospital, Huntington, WV

Greenbrier Valley Medical Center Ronceverte, WV

CAMC Charleston WV

CAMC, Charleston, WV

Thomas Health Charleson, WV

Amy

CAMC TVH

St. Mary's Medical Center; Huntington, WV

Summersville regional medical center Summersville WVU

Charleston Area Medical Center General Hospital, Charleston, WV

Akron Children's Hospital Akron, Ohio

Bare Arms, Huntington, WV

Siemens Healthineers, Glasgow, Delaware

Trinity Healthcare, Williamson WV

King's Daughters Medical Center Ashland, KY

CAMC Teays Valley

---

Cabell Huntington Hospital; Huntington, WV

---

King's Daughter Medical Center Ashland, KY

---

Beckley Surgery Center Beckley, WV

---

CAMC memorial

---

Sunbelt Staffing Welch, WV

---

CAMC General Hospital 501 Morris Street Charleston WV 25301

---

St. Mary's Medical Center, Huntington, WV

---

Thomas Memorial Hospital South Charleston, WV

---

Holzer Health System, Gallipolis OH

---

Lemon and Lavender, Pt. Pleasant WV

---

logan regional medical center Logan, WV

---

State of WV Charleston

---

CAMC Charleston, WV

---

St Mary's Medical Center, Huntington WV

---

Children's PLACE, Huntington, WV

---

Cabell Huntington Hospital Huntington WV

---

St. Mary's Medical Center

---

CAMC Charleston WV

---

Cabell Huntington Hospital

---

Charleston Area Medical Center, Charleston, WV

---

Cabell Huntington Hospital Huntington, WV

---

St. Mary's Home Health

---

St. Mary's Medical Center Huntington, WV

---

Cabell Huntington Hospital, Huntington, WV

---

St. Mary's Medical Center Huntington, WV

---

Cabell Huntington Hospital

---

St. Mary's hospital Huntington, WV

---

Grace Hospice, Troy MI

---

SMMC Huntington, WV

---

Warnick and Semder Dentistry, Hurricane WV. Waterpik Inc., CO.

---

Not employed currently

---

Marshall Health, Huntington, WV

---

St. Mary's Medical Center

---

TJ Maxx, Barboursville WV

---

CAMC Women's and Children's Hospital in Charleston, WV.

---

West Virginia DHHR Child Welfare

---

Ruby Memorial Hospital

---

Dicks Sporting Goods, Barboursville, WV

---

CAMC Charleston WV

---

Thomas Memorial Hospital

---

Pulaski Department of Social Services, Pulaski VA 24301

---

MedExpress Winchester, VA

---

Mingo County Board of Education

---

Madison Park Healthcare, Huntington, WV

---

**Q23 - If employed, please provide your job title.**

If employed, please provide your job title.

---

RN

---

Crisis Worker BRS

---

NE going to RN

---

CPS Worker

---

Registered Nurse

---

Soon to be BSN, RN

---

Laboratory Technical Supervisor

---

Registered Nurse

---

MLT

---

Registered Nurse

---



Project Manager

---

RN

---

Graduate Nurse

---

MLT

---

Medical Laboratory Technician II

---

Medical laboratory Technician

---

Sales Associate

---

technical support specialist level 2

---

MLT II

---

RN

---

Registered Nurse

---

Registration

---

Special Procedures Technologist

---

Registered Nurse

---

Registered Nurse

---

graduate nurse

---

Registered Nurse

---

Respiratory therapist

---

Respiratory Therapist Ext.

---

Histology lab assistant

---

Nurse Extern as of now, will be working as Registered Nurse upon graduation

---

Sales Manager

---

ICU/CCU RN

---

HHR Specialist Senior

---

Lab tech

---

Registered Nurse

---

Radiology

---

Assistant Teacher

---

Nurse

---

RN

---

RN

---

RN

---

Registered Nurse

---

RN

---

Registered Nurse

---

Registered Nurse

---

Graduate Nurse

---

Registered Nurse

---

Registered Nurse

---

Nurse

---

Travel Clinical Manager

---

RN

---

Dental Hygienist; Professional Educator on behalf of Waterpik, Inc

---

N/A

---

RN

---

Nurse extern

---

Sales Associate

---

RN on Mother/Baby

---

RN

---

Footwear Sales Associate

---

RN

---

RN

---

Family Services Specialist

---

Front Office Assistant

---

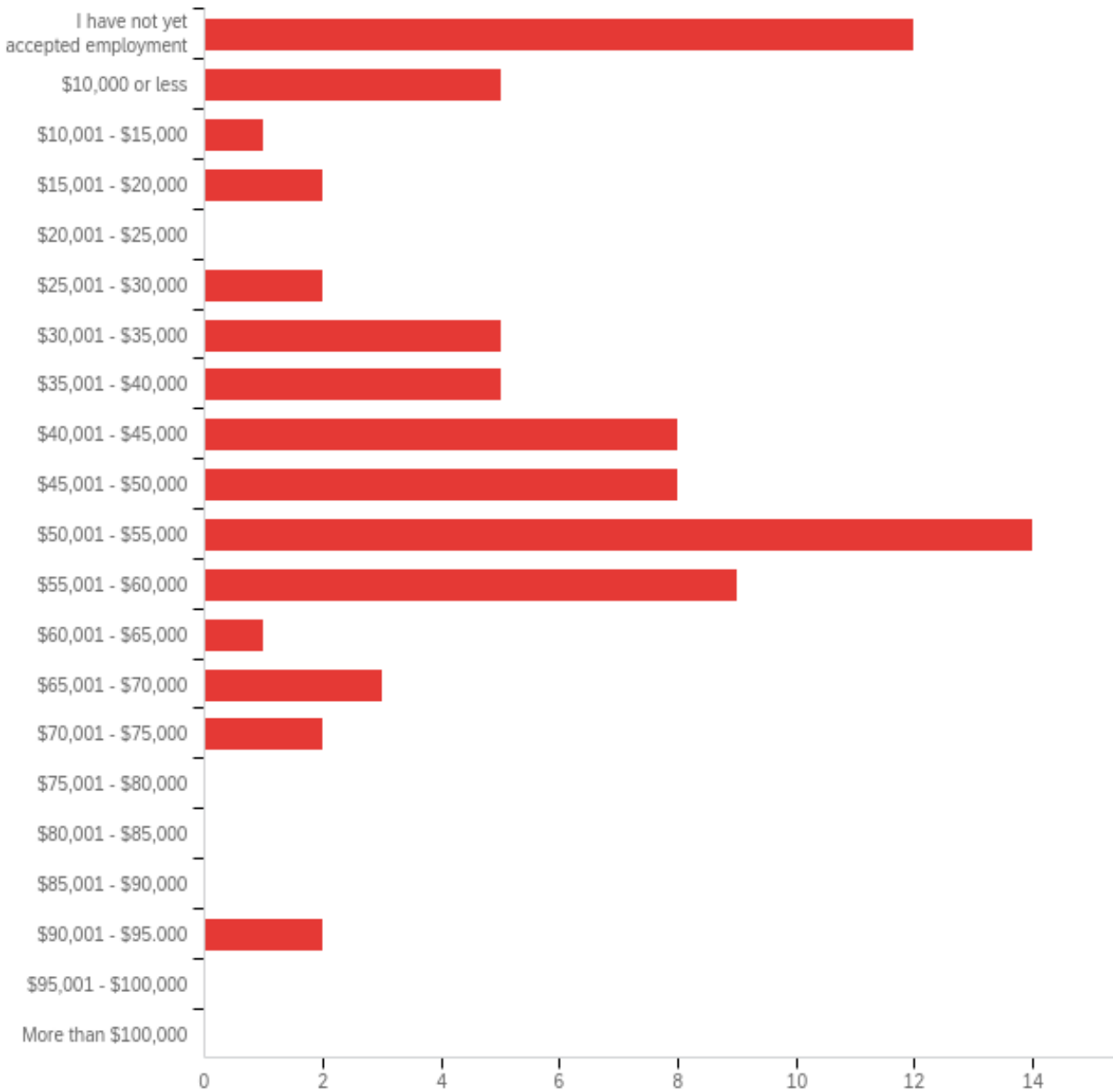
School Social Worker

---

Interim Director of Social Services

---

**Q24 - If employed, what is your annual base salary in U. S. dollars? (Please choose the appropriate range).**



#	Answer	%	Count
1	I have not yet accepted employment	15.19%	12
2	\$10,000 or less	6.33%	5
3	\$10,001 - \$15,000	1.27%	1
4	\$15,001 - \$20,000	2.53%	2
5	\$20,001 - \$25,000	0.00%	0

6	\$25,001 - \$30,000	2.53%	2
7	\$30,001 - \$35,000	6.33%	5
8	\$35,001 - \$40,000	6.33%	5
9	\$40,001 - \$45,000	10.13%	8
10	\$45,001 - \$50,000	10.13%	8
11	\$50,001 - \$55,000	17.72%	14
12	\$55,001 - \$60,000	11.39%	9
13	\$60,001 - \$65,000	1.27%	1
14	\$65,001 - \$70,000	3.80%	3
15	\$70,001 - \$75,000	2.53%	2
16	\$75,001 - \$80,000	0.00%	0
17	\$80,001 - \$85,000	0.00%	0
18	\$85,001 - \$90,000	0.00%	0
19	\$90,001 - \$95,000	2.53%	2
20	\$95,001 - \$100,000	0.00%	0
21	More than \$100,000	0.00%	0
	Total	100%	79

**Q25 - Guaranteed first-year bonus amount in U. S. dollars, if you are receiving one.**

Guaranteed first-year bonus amount in U. S. dollars, if you are receiving one.

---

N/A

---

never got a sign on bonus after changing from Extern to RN at CAMC

---

6%

---

2,000

---

N/A

---

N/A

---

looking at between a \$3 to \$5 raise per hour

---

2000

---

6%

---

\$1500 sign on bonus

---

0

---

N/A

---

0

---

n/a

---

N/a

---

N/A

---

0

**Q26 - Please provide the name of the service organization as well as assignment city and state (or country if outside the U. S.).**

No responses

**Q27 - What is your role or title within the Service Organization?**

No responses

**Q28 - Please choose your military service branch and provide your rank in the text box next to the service branch you select.**

No responses

**Q29 - Please provide the name of the higher education institution and location (city, state, country [if outside U.S.]) you plan to attend.**

Please provide the name of the higher education institution and location (city, state, country [if outside U.S.]) you plan to attend.

Mashall University

Marshall University master's program

Ohio University

Marshall University School of Pharmacy. Huntington, WV

Marshall University

Marshall university

I plan to either further my studies at MCTC, WV, Huntington, USA or The University of Charleston, WV, Charleston, USA.

Joan C. Edwards School of Medicine

Marshall University

Still deciding between three graduate schools; Akron University (Akron, Ohio), Toledo University (Toledo, Ohio), and Marshall University (Huntington, West Virginia).

St. Mary's School of Nursing , Huntington WV 25703

Marshall university Huntington WV

West Virginia University Morgantown, WV

Marshall University

St. Mary's School of Nursing

Study Ayurveda - At an institute, still applying

Marshall University, Huntington, WV

Not determined yet

Marshall University, Huntington, WV

Marshall School of Physical Therapy - Huntington, WV

Marshall University

Marshall University, Huntington, WV

---

Marshall University

---

Pittsburgh, PA

---

Villanova University - Philadelphia, PA

---

Marshall University Huntington WV

---

Palmer Chiropractic College Port Orange Florida

---

Marshall university in Huntington WV

---

Xavier ABSN

---

Liberty university, Lynchburg Virginia

---

Concord University located in Athens, WV

---

Mountwest Community and Technical College, Huntington, WV

---

Marshall University Huntington, WV

---

### **Q30 - What program of study will you pursue?**

What program of study will you pursue?

---

Communication Disorders

---

Social work

---

Physical Therapy

---

Pharmacy

---

MUSOPT

---

Athletic training

---

I will either study as a Physical Therapist Assistant or as an Occupational Assistant

---

Doctor of Medicine

---

Master of Science in Dietetics

---

Speech Pathology

---

Nursing Degree

---

Speech pathology

---

Speech Language Pathology

---

Physics Therapy

---

nursing

---

Speech language pathology

---

Radiation Therapy certificate program

---

Social Work

---

Physical Therapy

---

Communication Disorders

---

Physical Therapy

---

Communication disorders- SLP

---

School of Dental Medicine

---

Law

---

Social Work

---

Master's in Communication Disorders

---

Chiropractic

---

Masters in exercise science

---

Bachelor's in Nursing

---

Addictions counseling

---

Social Work

---

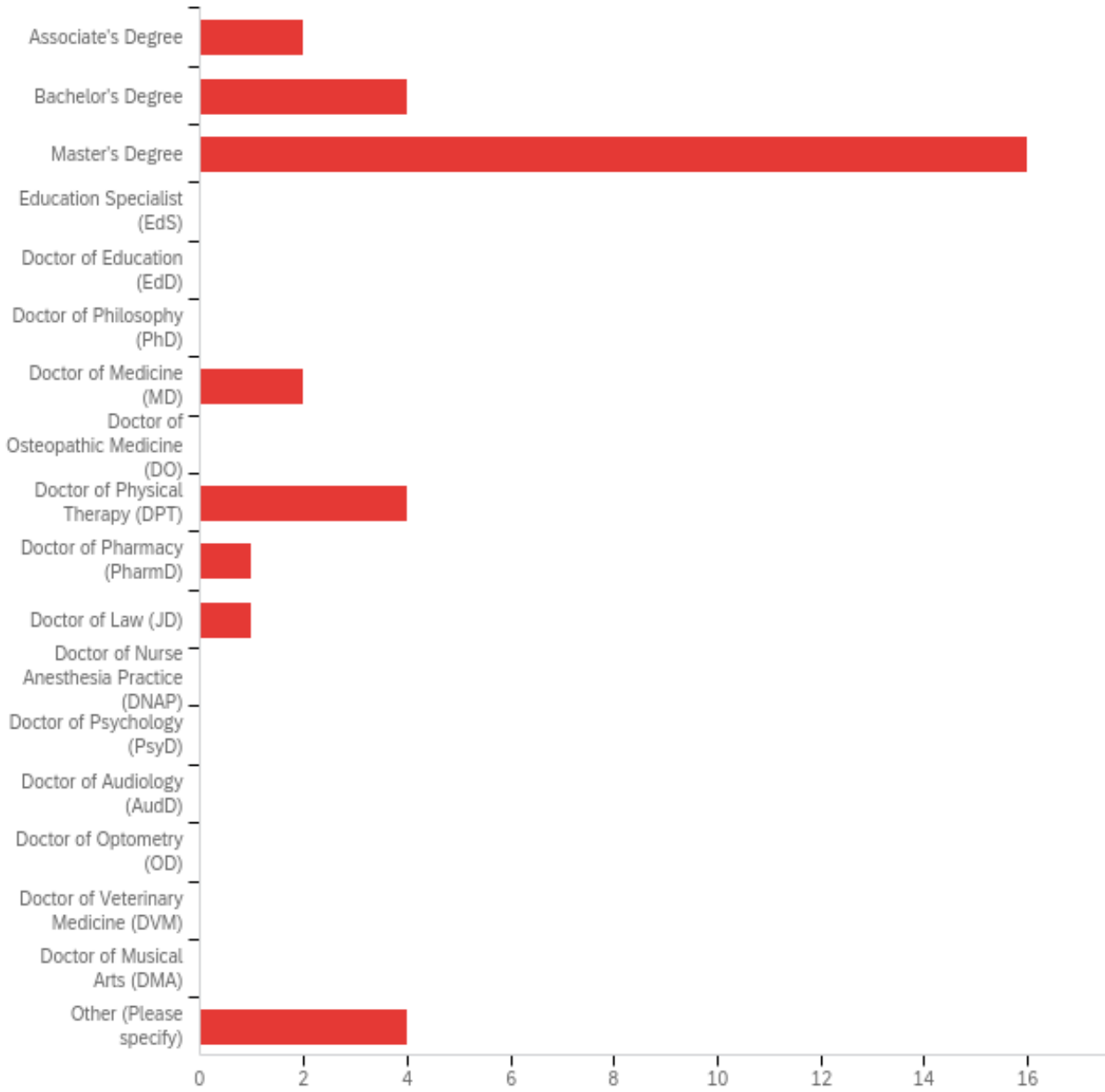
Physical Therapy Assistant

---

Medical Laboratory Science



### Q31 - What degree will you pursue at this institution?



#	Answer	%	Count
1	Associate's Degree	5.88%	2
2	Bachelor's Degree	11.76%	4
3	Master's Degree	47.06%	16
4	Education Specialist (EdS)	0.00%	0
5	Doctor of Education (EdD)	0.00%	0
6	Doctor of Philosophy (PhD)	0.00%	0

7	Doctor of Medicine (MD)	5.88%	2
8	Doctor of Osteopathic Medicine (DO)	0.00%	0
9	Doctor of Physical Therapy (DPT)	11.76%	4
10	Doctor of Pharmacy (PharmD)	2.94%	1
11	Doctor of Law (JD)	2.94%	1
12	Doctor of Nurse Anesthesia Practice (DNAP)	0.00%	0
13	Doctor of Psychology (PsyD)	0.00%	0
14	Doctor of Audiology (AudD)	0.00%	0
15	Doctor of Optometry (OD)	0.00%	0
16	Doctor of Veterinary Medicine (DVM)	0.00%	0
17	Doctor of Musical Arts (DMA)	0.00%	0
18	Other (Please specify)	11.76%	4
	Total	100%	34

### Q31\_18\_TEXT - Other (Please specify)

Other (Please specify) - Text

---

Ayurvedic Practitioner

---

Certificate in radiation therapy

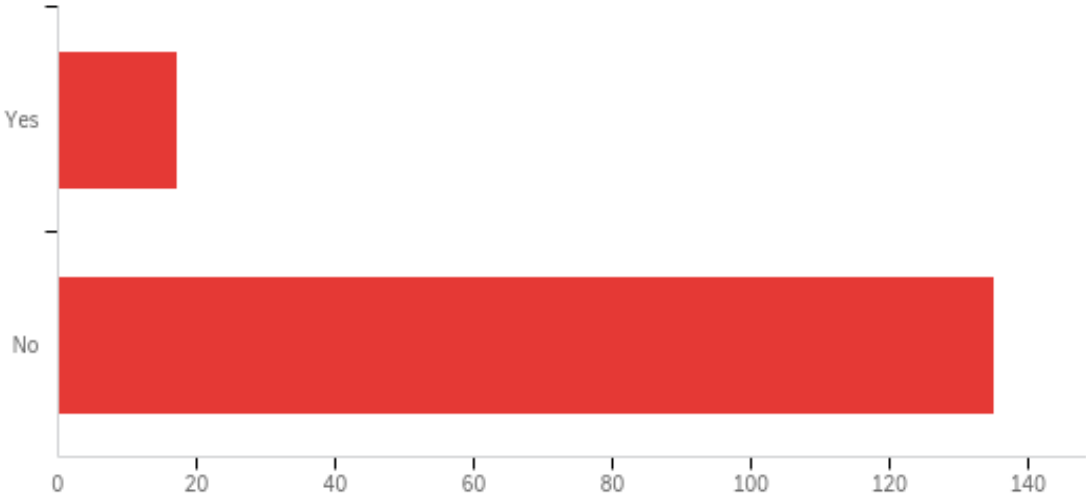
---

Doctor of Medicine in Dentistry (DMD)/ Doctor of Dental Surgery (DDS)

---

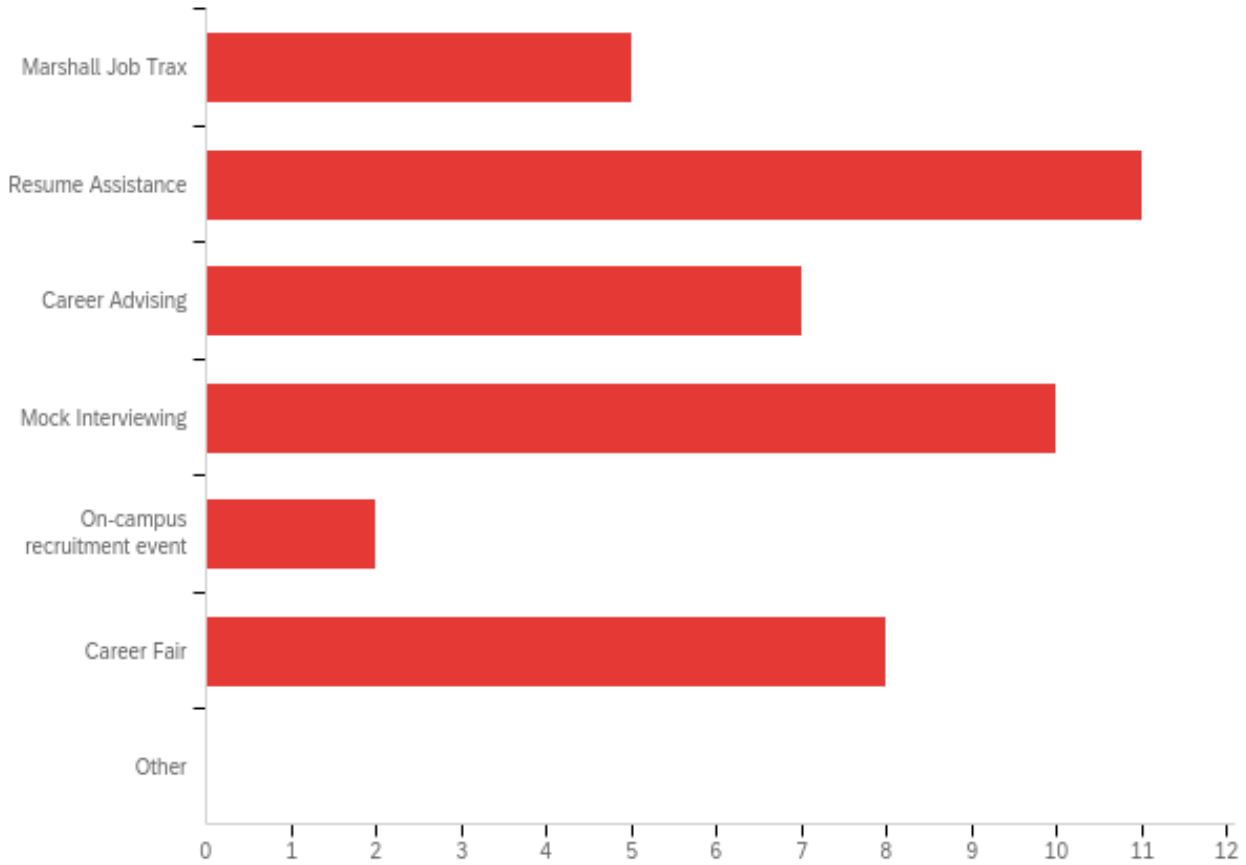
PTA

**Q32 - Did you use Career Services to help you with your career plans?**



#	Answer	%	Count
1	Yes	11.18%	17
2	No	88.82%	135
	Total	100%	152

**Q33 - If you answered "yes" to the previous question, please indicate all services used.**



#	Answer	%	Count
1	Marshall Job Trax	11.63%	5
2	Resume Assistance	25.58%	11
3	Career Advising	16.28%	7
4	Mock Interviewing	23.26%	10
5	On-campus recruitment event	4.65%	2
6	Career Fair	18.60%	8
7	Other	0.00%	0
	Total	100%	43