

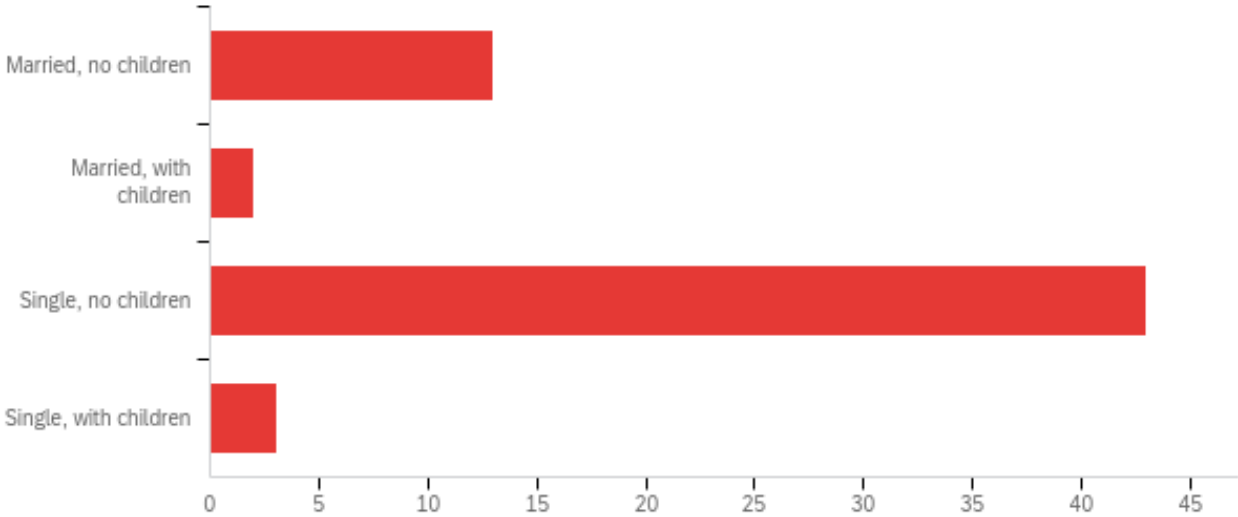


Marshall University Graduation Survey Report
 College of Education and Professional Development
 Academic Year 2020 – 2021

Q1 - Please indicate your level of satisfaction with these elements of your experience in the College of Education and Professional Development.

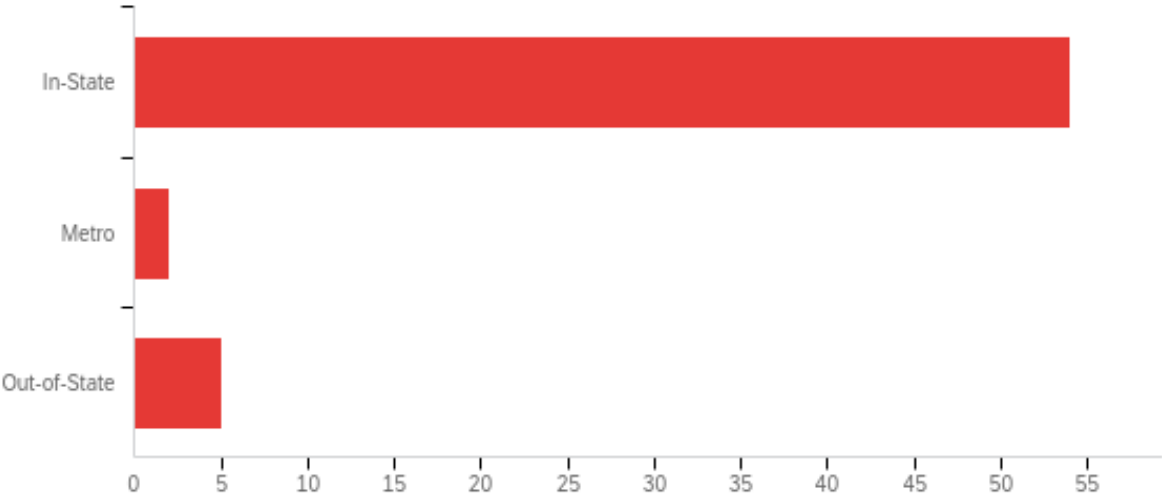
#	Question	Satisfied		Neutral		Dissatisfied		Total
1	Organization and clarity of instruction	85.00%	51	10.00%	6	5.00%	3	60
2	Intellectual challenge of courses	83.33%	50	15.00%	9	1.67%	1	60
3	Preparation for serving diverse populations	70.00%	42	25.00%	15	5.00%	3	60
4	Effective use of critical thinking as a method of teaching	95.00%	57	5.00%	3	0.00%	0	60
5	Effective use of a variety of teaching strategies by MU faculty	90.00%	54	8.33%	5	1.67%	1	60
6	Preparation for use of technology	68.33%	41	23.33%	14	8.33%	5	60
7	Respect for students' abilities and ideas	93.33%	56	3.33%	2	3.33%	2	60
8	Relation between coursework and field experiences	76.67%	46	18.33%	11	5.00%	3	60
9	Value of field experiences	83.33%	50	11.67%	7	5.00%	3	60
10	Delivery of content knowledge by faculty	95.00%	57	5.00%	3	0.00%	0	60
11	Relation between class work and exams	88.33%	53	6.67%	4	5.00%	3	60
12	Role modeling of professional behavior by faculty	93.33%	56	5.00%	3	1.67%	1	60

Q2 - Family Status



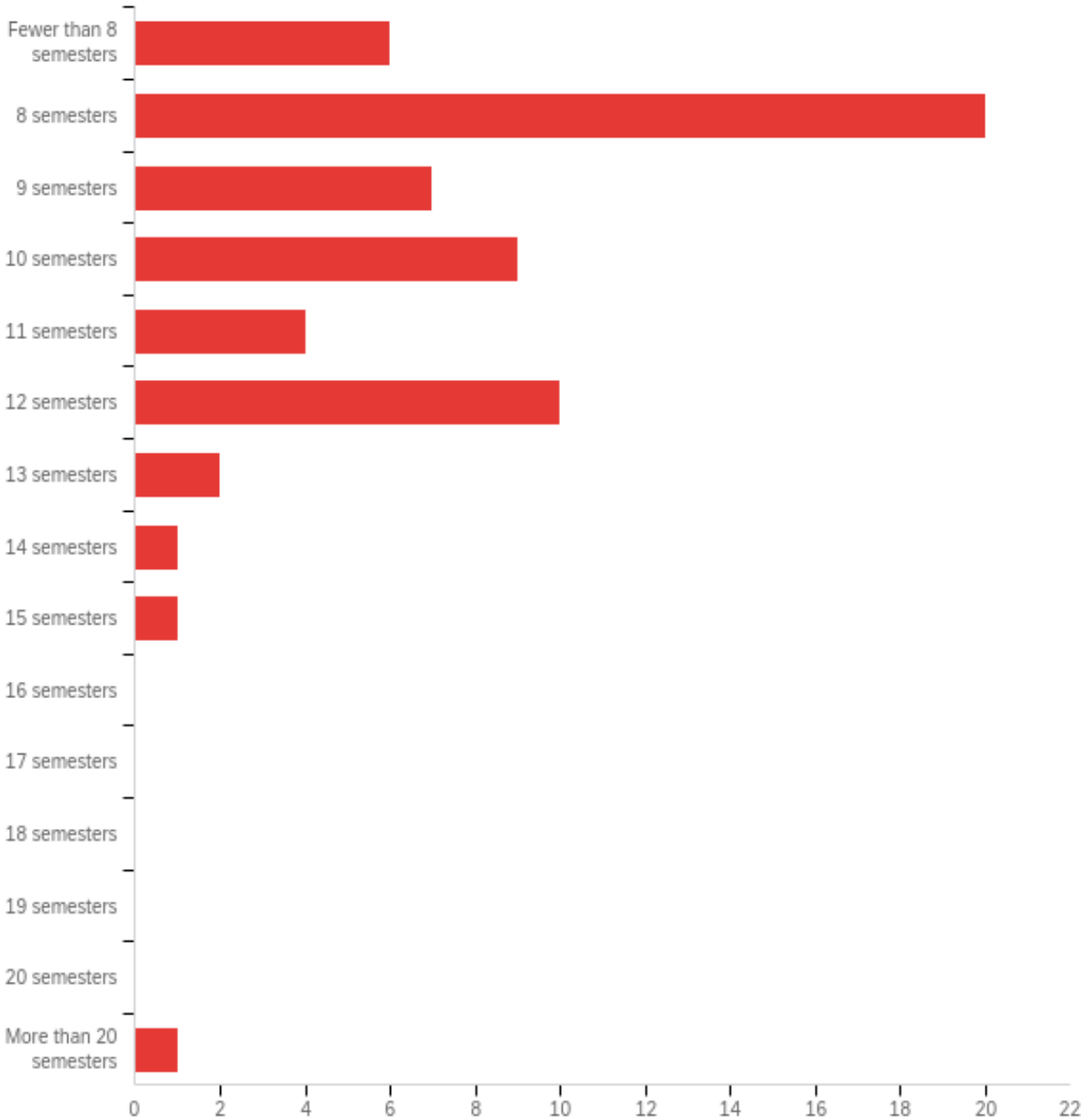
#	Answer	%	Count
1	Married, no children	21.31%	13
2	Married, with children	3.28%	2
3	Single, no children	70.49%	43
4	Single, with children	4.92%	3
	Total	100%	61

Q3 - Residence at time of admission



#	Answer	%	Count
1	In-State	88.52%	54
2	Metro	3.28%	2
3	Out-of-State	8.20%	5
	Total	100%	61

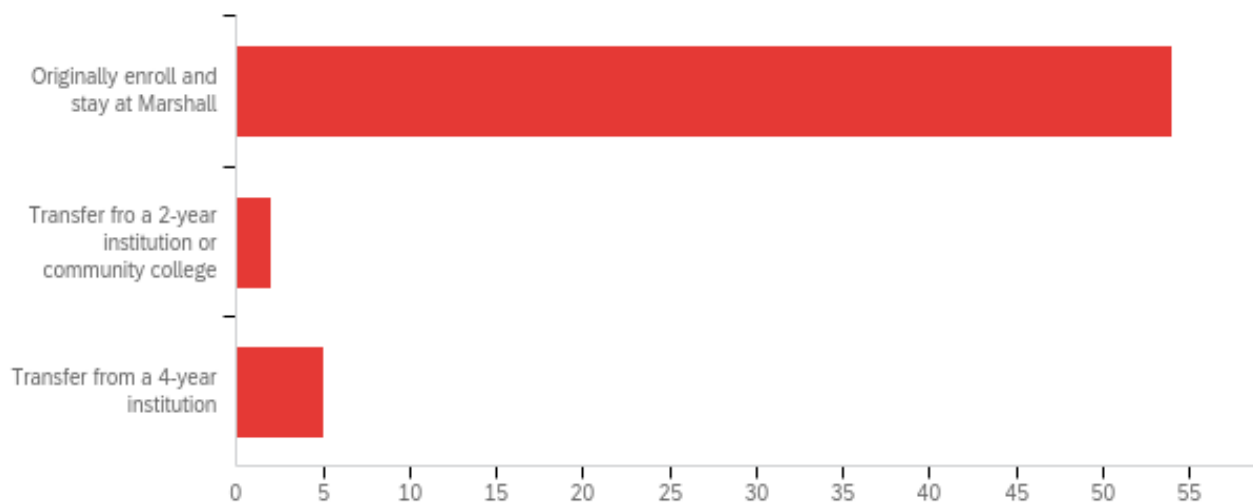
Q4 - Number of semesters enrolled to compete your degree (Note: One semester is equal to fall, spring, or summer, resulting in the potential of three semesters in one year).



#	Answer	%	Count
1	Fewer than 8 semesters	9.84%	6
2	8 semesters	32.79%	20
3	9 semesters	11.48%	7
4	10 semesters	14.75%	9
5	11 semesters	6.56%	4

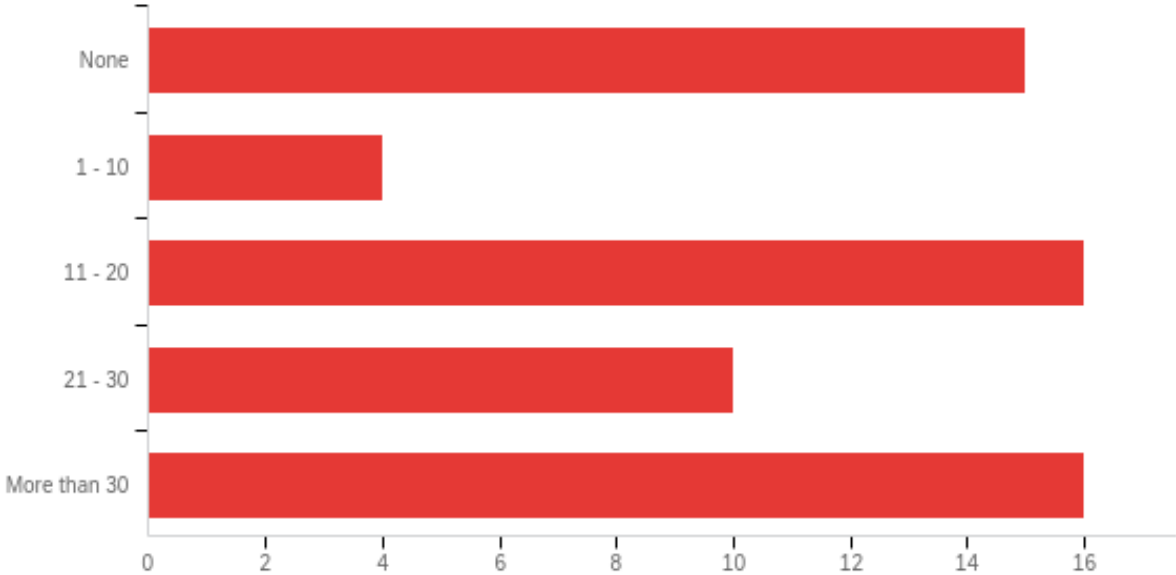
6	12 semesters	16.39%	10
7	13 semesters	3.28%	2
8	14 semesters	1.64%	1
9	15 semesters	1.64%	1
10	16 semesters	0.00%	0
11	17 semesters	0.00%	0
12	18 semesters	0.00%	0
13	19 semesters	0.00%	0
14	20 semesters	0.00%	0
15	More than 20 semesters	1.64%	1
	Total	100%	61

Q5 - While pursuing your degree, did you



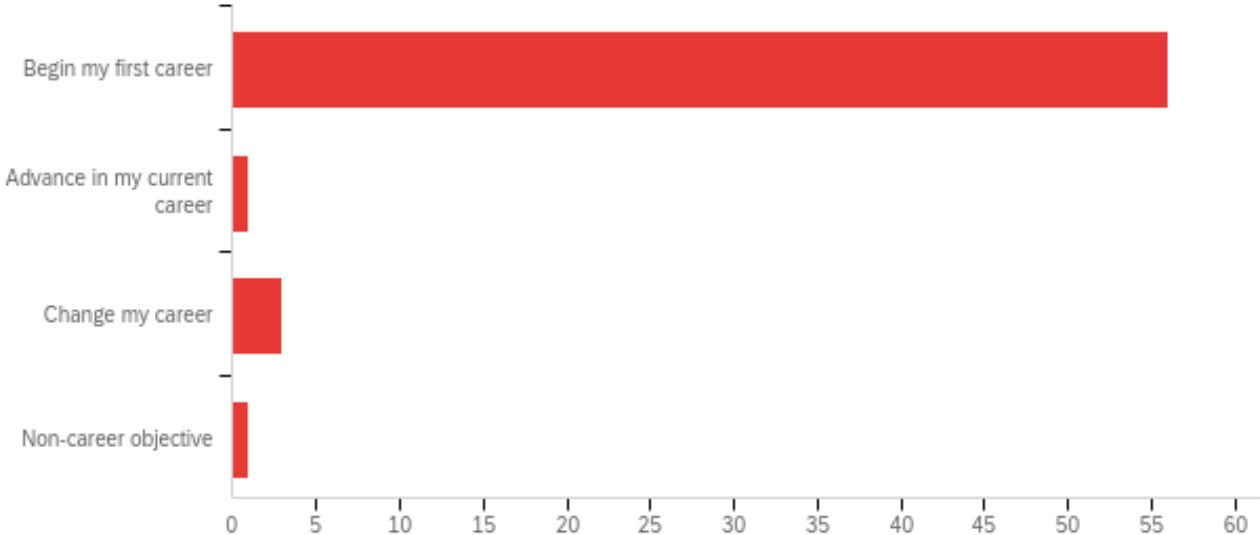
#	Answer	%	Count
1	Originally enroll and stay at Marshall	88.52%	54
2	Transfer from a 2-year institution or community college	3.28%	2
3	Transfer from a 4-year institution	8.20%	5
	Total	100%	61

Q6 - During the last year of your studies, how many hours a week did you work while attending classes?



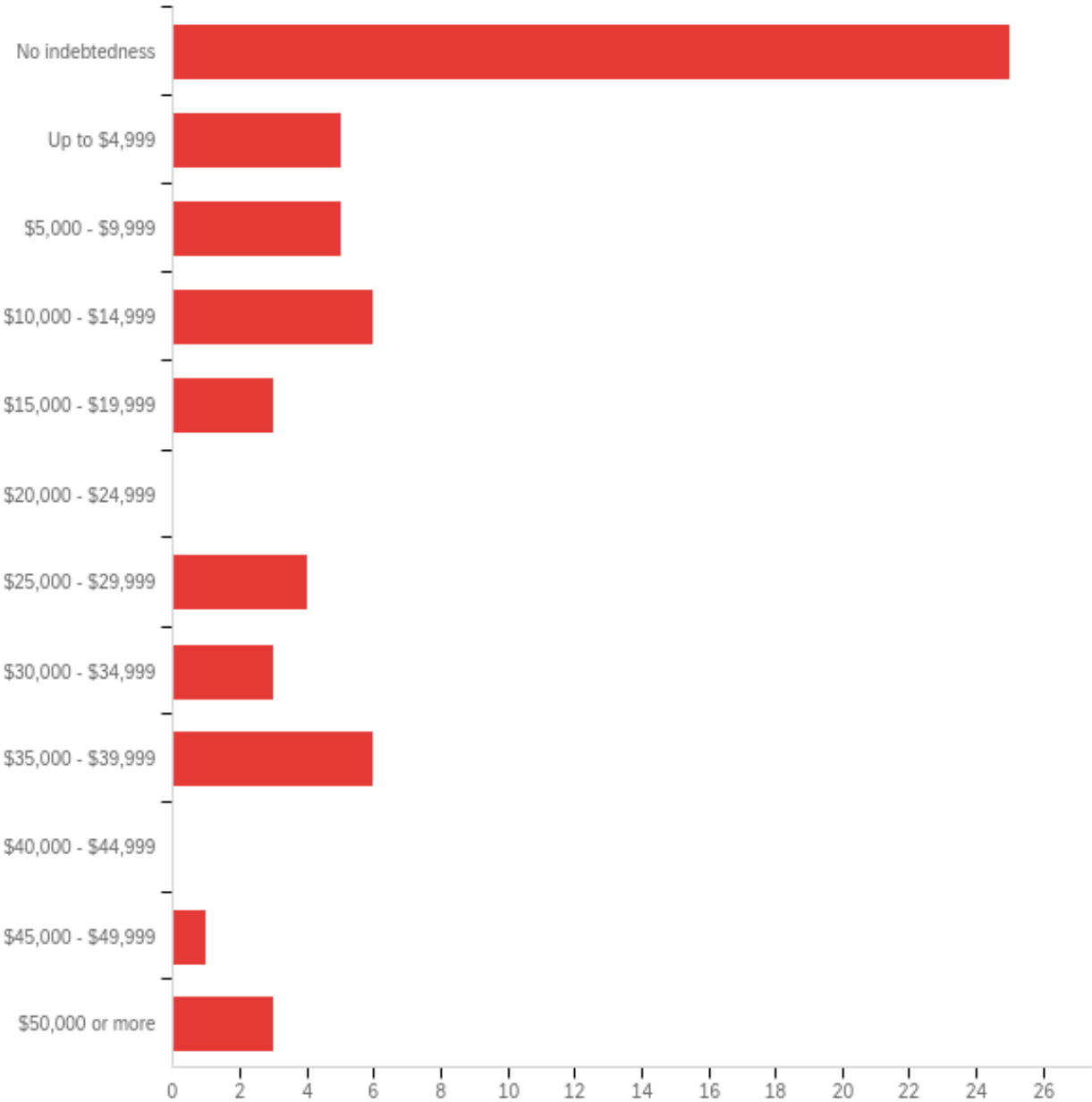
#	Answer	%	Count
1	None	24.59%	15
2	1 - 10	6.56%	4
3	11 - 20	26.23%	16
4	21 - 30	16.39%	10
5	More than 30	26.23%	16
	Total	100%	61

Q7 - Which of the following best describes your educational objective while attending Marshall University?



#	Answer	%	Count
1	Begin my first career	91.80%	56
2	Advance in my current career	1.64%	1
3	Change my career	4.92%	3
4	Non-career objective	1.64%	1
	Total	100%	61

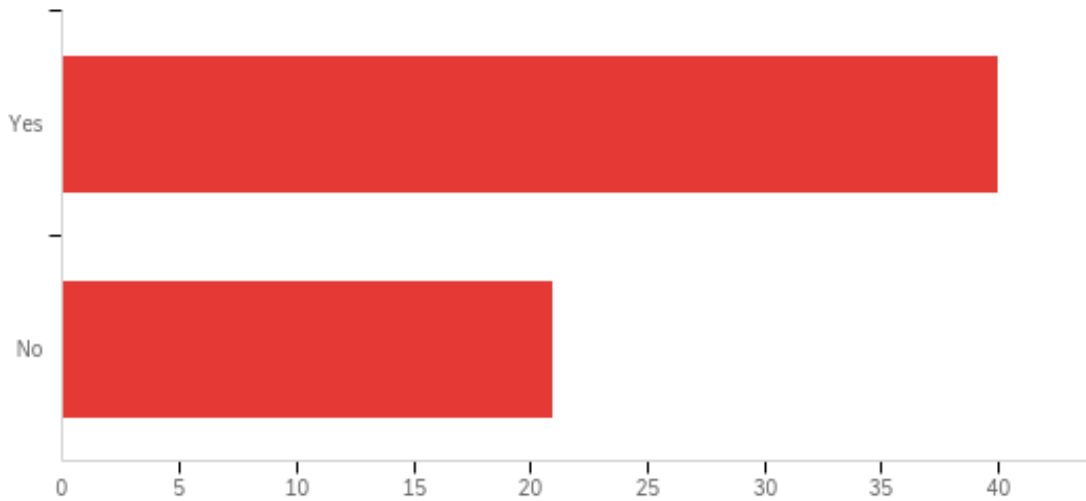
Q8 - Upon graduation, what was the dollar amount of your educational loan indebtedness?



#	Answer	%	Count
1	No indebtedness	40.98%	25
2	Up to \$4,999	8.20%	5
3	\$5,000 - \$9,999	8.20%	5
4	\$10,000 - \$14,999	9.84%	6
5	\$15,000 - \$19,999	4.92%	3

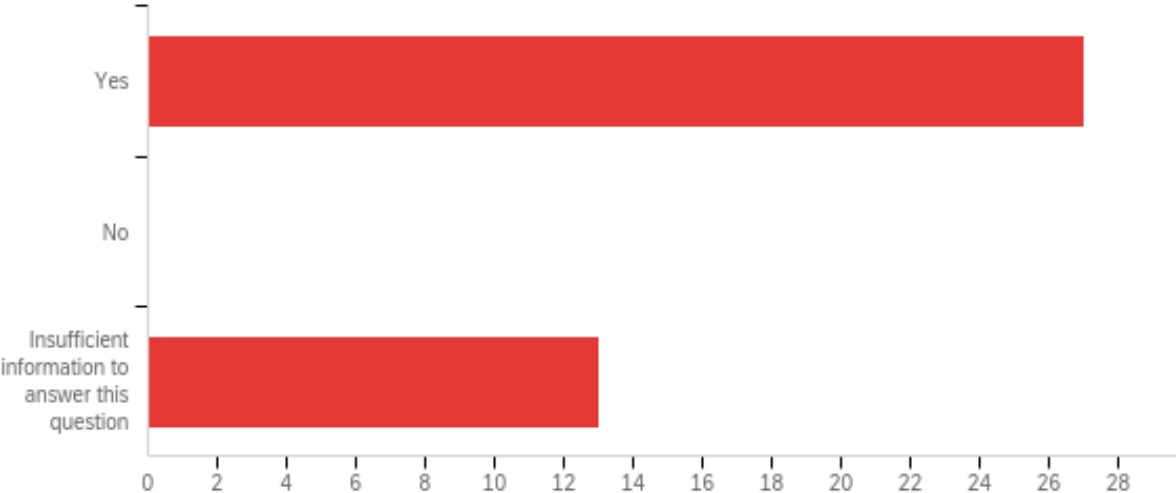
6	\$20,000 - \$24,999	0.00%	0
7	\$25,000 - \$29,999	6.56%	4
8	\$30,000 - \$34,999	4.92%	3
9	\$35,000 - \$39,999	9.84%	6
10	\$40,000 - \$44,999	0.00%	0
11	\$45,000 - \$49,999	1.64%	1
12	\$50,000 or more	4.92%	3
	Total	100%	61

Q9 - Did you take part in an internship, practicum or other structured work experience related to your major and anticipated career?



#	Answer	%	Count
1	Yes	65.57%	40
2	No	34.43%	21
	Total	100%	61

Q10 - If you answered "yes" to the previous question, did that experience increase your ability to secure employment or employment offers?



#	Answer	%	Count
1	Yes	67.50%	27
2	No	0.00%	0
3	Insufficient information to answer this question	32.50%	13
	Total	100%	40

Q11 - While pursuing my degree at Marshall University

#	Question	Agree		Neutral		Disagree		Total
1	I developed the ability to write effectively.	88.52%	54	8.20%	5	3.28%	2	61
2	I used numerical information to explore real world problems.	73.77%	45	18.03%	11	8.20%	5	61
3	I learned to find scholarly information, to evaluate it critically and to use it effectively.	91.80%	56	4.92%	3	3.28%	2	61
4	I gained expertise in the use of technology important in my major field.	77.05%	47	19.67%	12	3.28%	2	61
5	I acquired sufficient skills and knowledge to prepare for career-related positions.	90.16%	55	9.84%	6	0.00%	0	61
6	I developed the ability to express myself effectively through speaking.	81.97%	50	16.39%	10	1.64%	1	61
7	I developed multicultural and global perspectives.	78.69%	48	18.03%	11	3.28%	2	61
8	Writing intensive courses helped me to improve my writing skills.	75.41%	46	21.31%	13	3.28%	2	61
9	My classes challenged me to analyze and evaluate issues and to solve real-world problems in a manner that is ethical and supportive of our civic well-being.	86.89%	53	13.11%	8	0.00%	0	61
10	My capstone course challenged me to do my best work.	86.89%	53	9.84%	6	3.28%	2	61
11	I learned to examine issues from multiple perspectives.	93.44%	57	6.56%	4	0.00%	0	61
12	I learned to use what I know to solve novel problems.	85.25%	52	11.48%	7	3.28%	2	61
13	I learned to analyze my own values and to examine other viewpoints and credible evidence.	91.80%	56	6.56%	4	1.64%	1	61
14	I determined how to improve my own learning and to engage in lifelong learning.	93.44%	57	6.56%	4	0.00%	0	61
15	I used knowledge from more than one area of study to explore issues or to solve problems.	93.44%	57	6.56%	4	0.00%	0	61
16	Writing Intensive courses enhanced my learning experience.	72.13%	44	19.67%	12	8.20%	5	61

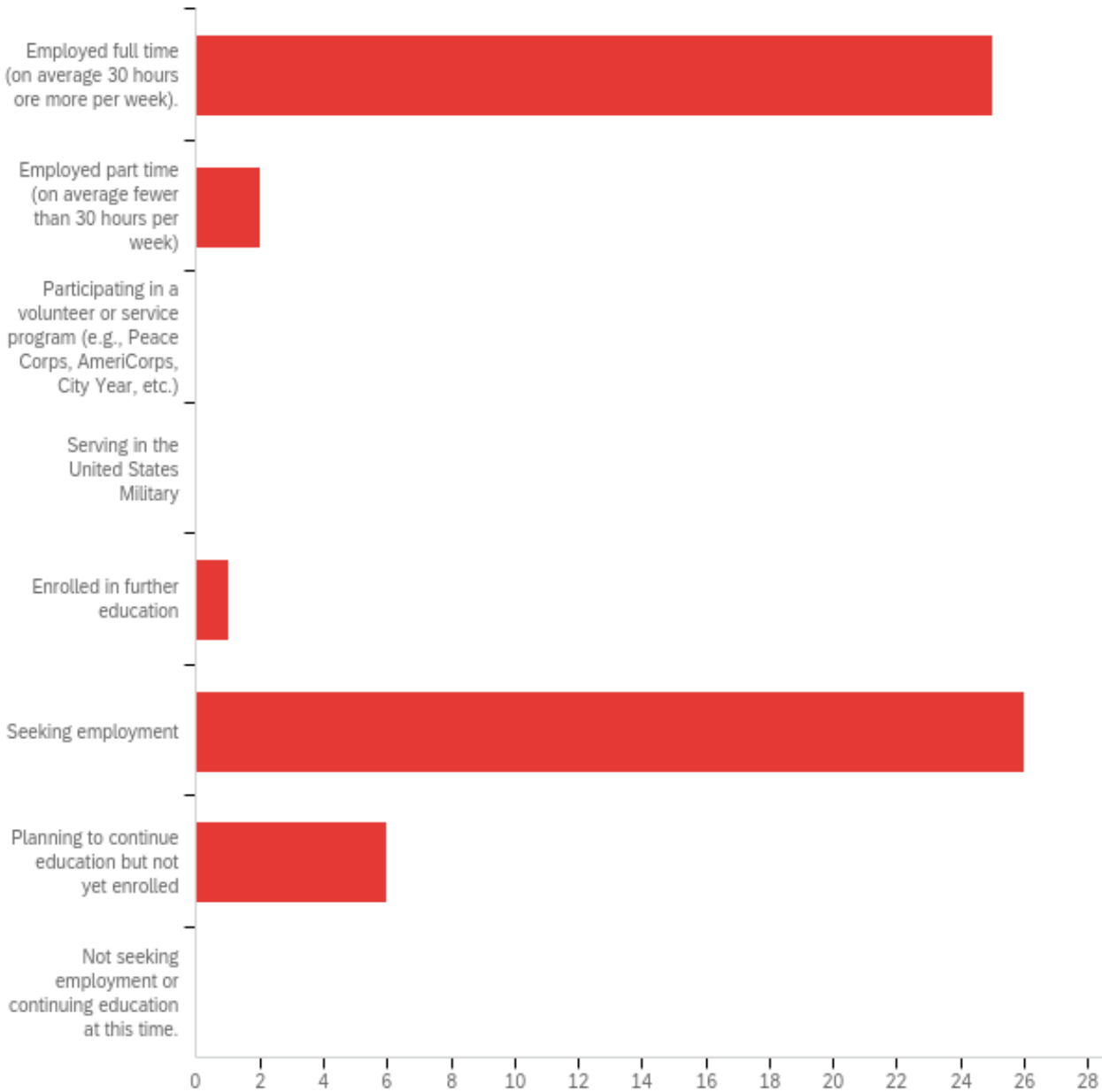
Q12 - Now that I have completed my degree,

#	Question	Agree		Neutral		Disagree		Total
1	I feel adequately prepared for a career and/or graduate or professional study in my major field.	85.25%	52	14.75%	9	0.00%	0	61
2	I believe that Marshall University's program in my major field is of high quality.	77.05%	47	19.67%	12	3.28%	2	61
3	I would recommend to others that they study the same program at Marshall.	80.00%	48	15.00%	9	5.00%	3	60
4	I would recommend Marshall to prospective students.	86.89%	53	9.84%	6	3.28%	2	61

Q13 - Please rate your level of satisfaction with the quality of the following at Marshall:

#	Question	Satisfied		Neutral		Dissatisfied		Total
1	Teaching	90.16%	55	8.20%	5	1.64%	1	61
2	Advising	63.93%	39	19.67%	12	16.39%	10	61
3	Academic Support Services	67.21%	41	22.95%	14	9.84%	6	61
4	Classroom/Lab Facilities	85.25%	52	11.48%	7	3.28%	2	61

Q14 - Which of the following will BEST describe your status after graduation. Please select only ONE of the following categories.



#	Answer	%	Count
1	Employed full time (on average 30 hours or more per week).	41.67%	25
2	Employed part time (on average fewer than 30 hours per week)	3.33%	2
3	Participating in a volunteer or service program (e.g., Peace Corps, AmeriCorps, City Year, etc.)	0.00%	0
4	Serving in the United States Military	0.00%	0
5	Enrolled in further education	1.67%	1

6	Seeking employment	43.33%	26
7	Planning to continue education but not yet enrolled	10.00%	6
8	Not seeking employment or continuing education at this time.	0.00%	0
	Total	100%	60

Q15 - Please provide the name of your employer AND your employer's location (e.g., city, state or country if outside the United States).

Please provide the name of your employer AND your employer's location (e.g., city, state or country if outside the United States).

Ceredo Fire and Rescue

Cabell County Schools

Kanawha County Schools

Mason County Schools, Mason County, WV

Cabell County Schools or Fifth Avenue Baptist Nursery and Preschool Huntington WV

Focus learning academy Columbus, Ohio

Wayne County Schools, Spring Valley High School, Huntington, WV

Current employment: Oscar's Breakfast, Burgers, Brews. Jason Beter: Owner/ Operator.

Wayne County Board of Education: Wayne, WV

Huntington, WV

Wayne County Schools Wayne, WV

Cabell County Schools

Cabell County Schools Huntington, WV

Kanawha County Schools, Charleston, WV

Fratelli's Italian Restaurant Huntington, WV I wont begin full-time teaching until Fall 2021 as I will be focusing on my raising my daughter who will be born in January

Kanawha County Board of Education South Charleston, WV

Will be working as a substitute teacher (long term sub position has already been offered) for the Wayne county board of education

Wayne County Board of Education

Child Development Academy and 520 22nd St, Huntington, WV 25703

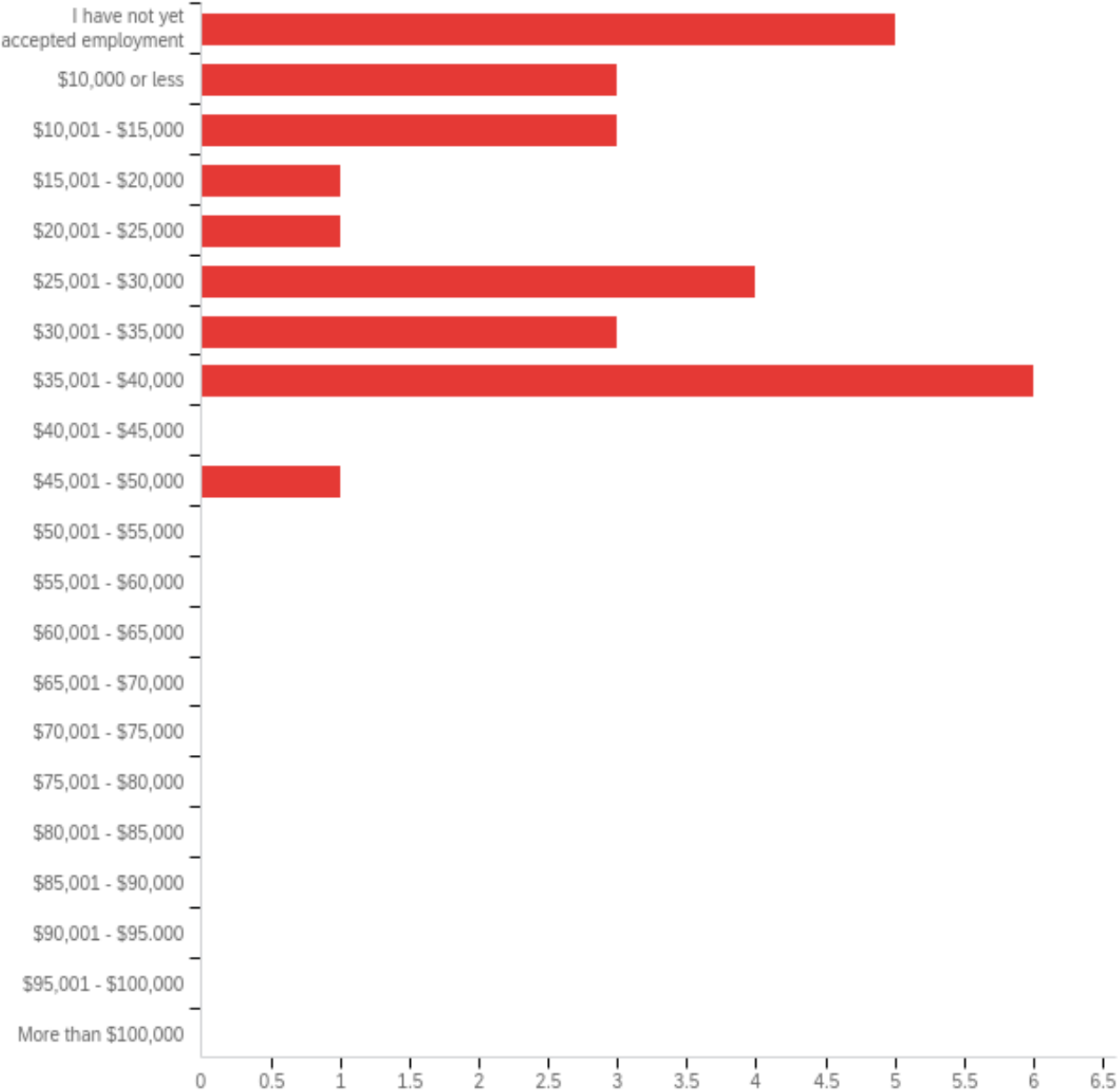
Scott High School, Madison, WV

Q16 - If employed, please provide your job title.

If employed, please provide your job title.

- EMS
- Substitute teacher
- 7th grade math teacher
- Substitute Teacher
- Cabell County Schools- Substitute Teacher/FAB Care- Summer Preschool Teacher
- 4th Grade teacher
- Math Teacher
- Server/Baker
- Substitute Teacher
- Teacher In Residence
- Teacher in Residence
- Teacher
- Substitute Teacher
- 4th Grade Teacher
- Host
- Read Support Teacher
- Teacher
- Assistant Infant/Toddler Teacher
- Teacher

Q17 - If employed, what is your annual base salary in U. S. dollars? (Please choose the appropriate range).



#	Answer	%	Count
1	I have not yet accepted employment	18.52%	5
2	\$10,000 or less	11.11%	3
3	\$10,001 - \$15,000	11.11%	3
4	\$15,001 - \$20,000	3.70%	1
5	\$20,001 - \$25,000	3.70%	1

6	\$25,001 - \$30,000	14.81%	4
7	\$30,001 - \$35,000	11.11%	3
8	\$35,001 - \$40,000	22.22%	6
9	\$40,001 - \$45,000	0.00%	0
10	\$45,001 - \$50,000	3.70%	1
11	\$50,001 - \$55,000	0.00%	0
12	\$55,001 - \$60,000	0.00%	0
13	\$60,001 - \$65,000	0.00%	0
14	\$65,001 - \$70,000	0.00%	0
15	\$70,001 - \$75,000	0.00%	0
16	\$75,001 - \$80,000	0.00%	0
17	\$80,001 - \$85,000	0.00%	0
18	\$85,001 - \$90,000	0.00%	0
19	\$90,001 - \$95,000	0.00%	0
20	\$95,001 - \$100,000	0.00%	0
21	More than \$100,000	0.00%	0
	Total	100%	27

Q18 - Guaranteed first-year bonus amount in U. S. dollars, if you are receiving one.

Guaranteed first-year bonus amount in U. S. dollars, if you are receiving one.

N/A

Bonus of about \$10,000

Q19 - Please provide the name of the service organization as well as assignment city and state (or country if outside the U. S.).

No responses

Q20 - What is your role or title within the Service Organization?

No responses

Q21 - Please choose your military service branch and provide your rank in the text box next to the service branch you select.

No responses

Q22 - Please provide the name of the higher education institution and location (city, state, country [if outside U.S.]) you plan to attend.

Please provide the name of the higher education institution and location (city, state, country [if outside U.S.]) you plan to attend.

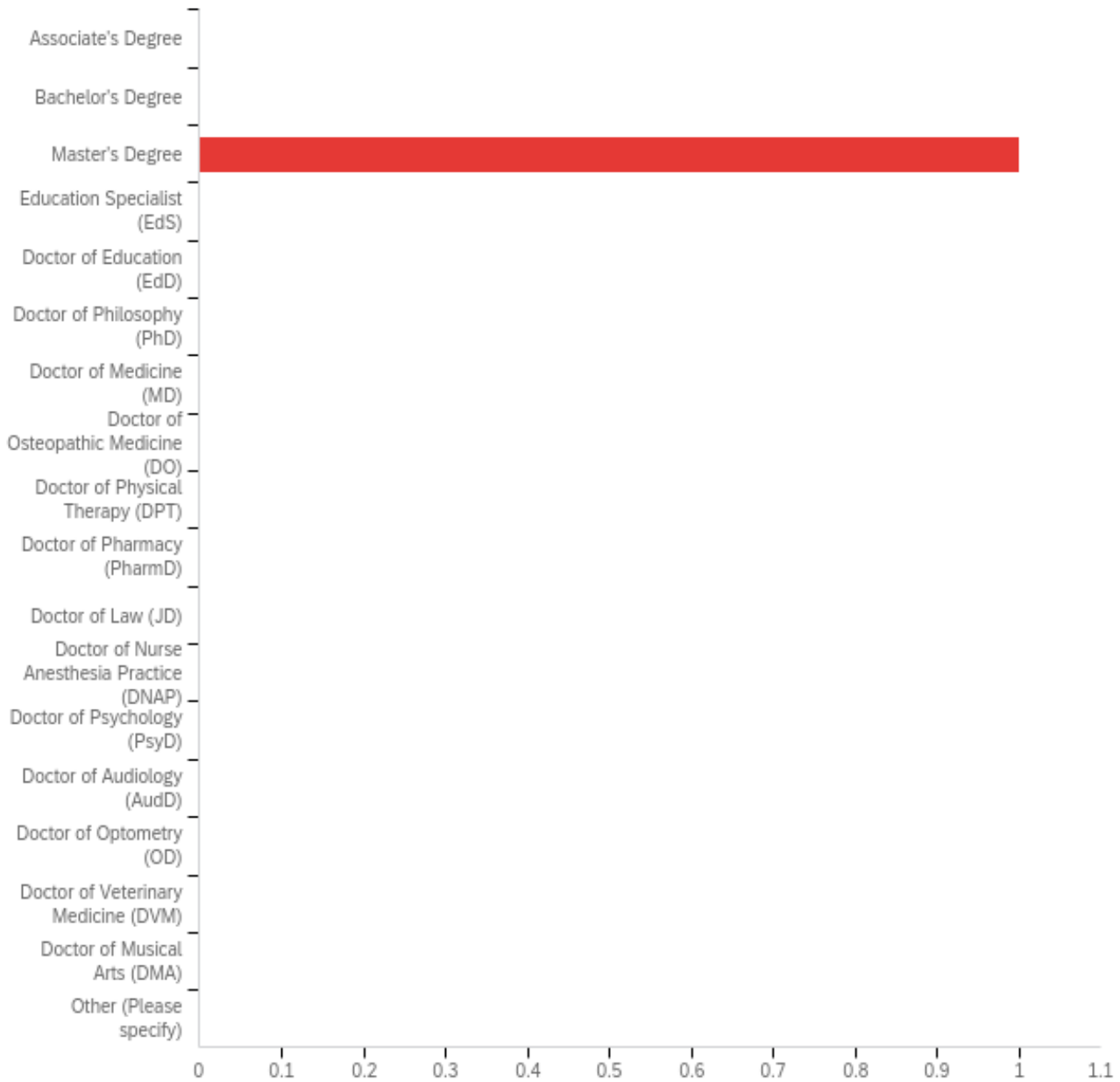
Marshall University

Q23 - What program of study will you pursue?

What program of study will you pursue?

Special Education

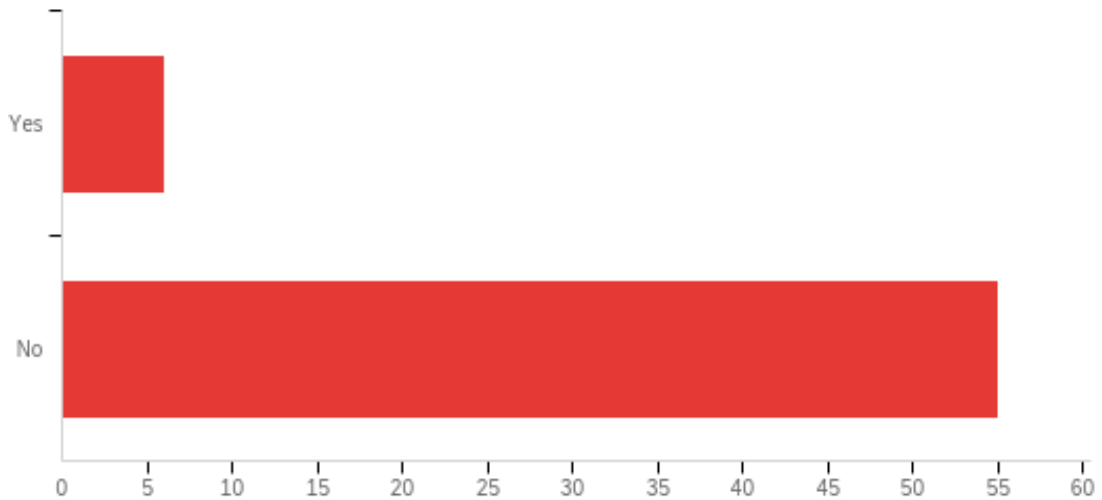
Q24 - What degree will you pursue at this institution?



#	Answer	%	Count
1	Associate's Degree	0.00%	0
2	Bachelor's Degree	0.00%	0
3	Master's Degree	100.00%	1
4	Education Specialist (EdS)	0.00%	0
5	Doctor of Education (EdD)	0.00%	0
6	Doctor of Philosophy (PhD)	0.00%	0

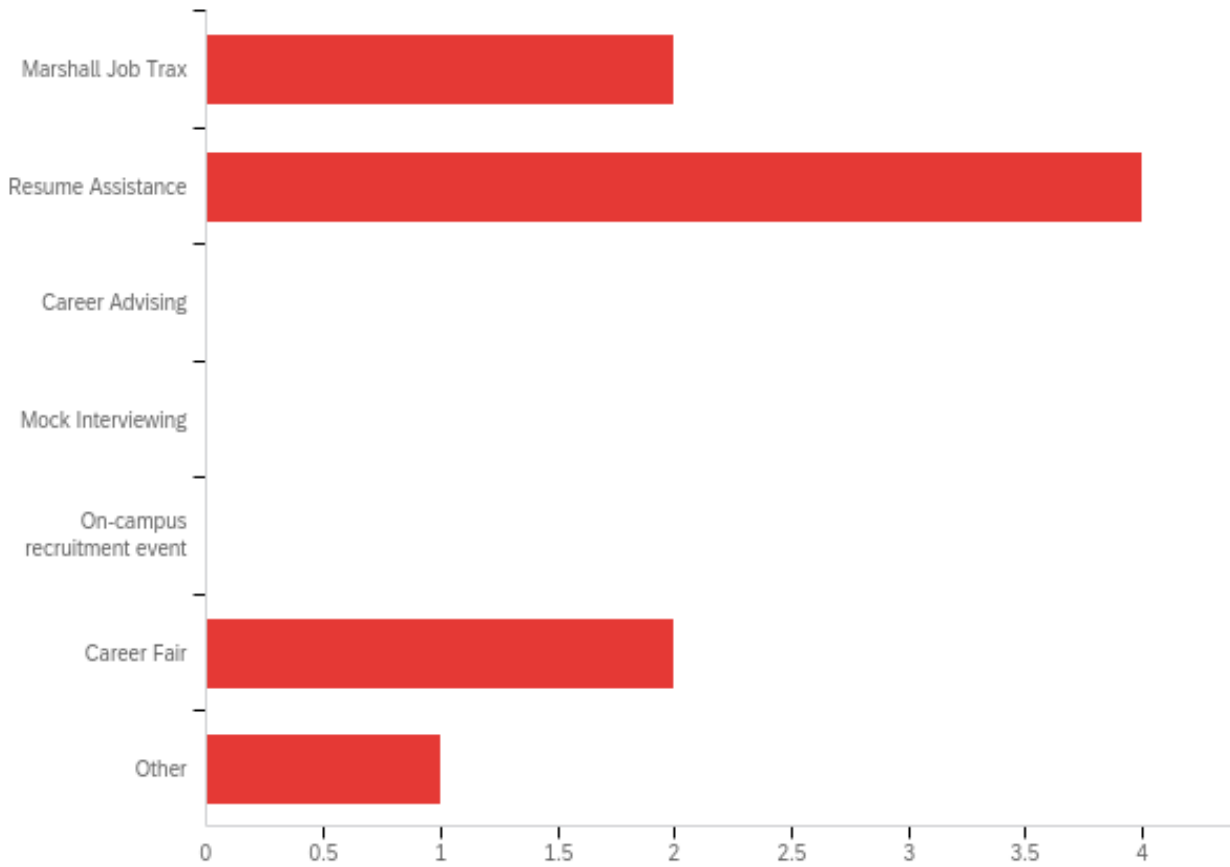
7	Doctor of Medicine (MD)	0.00%	0
8	Doctor of Osteopathic Medicine (DO)	0.00%	0
9	Doctor of Physical Therapy (DPT)	0.00%	0
10	Doctor of Pharmacy (PharmD)	0.00%	0
11	Doctor of Law (JD)	0.00%	0
12	Doctor of Nurse Anesthesia Practice (DNAP)	0.00%	0
13	Doctor of Psychology (PsyD)	0.00%	0
14	Doctor of Audiology (AudD)	0.00%	0
15	Doctor of Optometry (OD)	0.00%	0
16	Doctor of Veterinary Medicine (DVM)	0.00%	0
17	Doctor of Musical Arts (DMA)	0.00%	0
18	Other (Please specify)	0.00%	0
	Total	100%	1

Q25 - Did you use Career Services to help you with your career plans?



#	Answer	%	Count
1	Yes	9.84%	6
2	No	90.16%	55
	Total	100%	61

Q26 - If you answered "yes" to the previous question, please indicate all services used.



#	Answer	%	Count
1	Marshall Job Trax	22.22%	2
2	Resume Assistance	44.44%	4
3	Career Advising	0.00%	0
4	Mock Interviewing	0.00%	0
5	On-campus recruitment event	0.00%	0
6	Career Fair	22.22%	2
7	Other	11.11%	1
	Total	100%	9

Q26_7_TEXT – Other

Education Department