



Marshall University Graduation Survey Report  
 College of Engineering and Computer Sciences  
 Academic Year 2020 – 2021

**Q1 - Please indicate your level of satisfaction with these elements of your experience in the College of Engineering and Computer Sciences.**

#	Question	Satisfied		Neutral		Dissatisfied		Total
1	Availability of academic advising and quality of advising.	70.37%	19	18.52%	5	11.11%	3	27
2	Availability of courses.	40.74%	11	33.33%	9	25.93%	7	27
3	Responsiveness to student needs.	70.37%	19	25.93%	7	3.70%	1	27
4	Quality/Effectiveness of classroom teaching.	74.07%	20	25.93%	7	0.00%	0	27

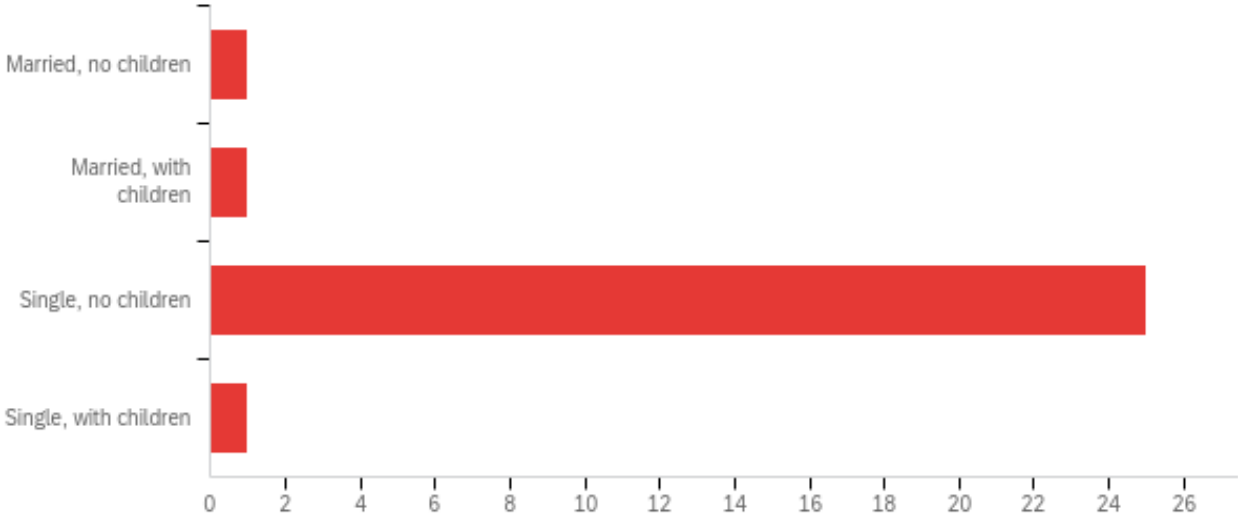
**Q2 - Please add comments as to how we can improve students' experiences in the College of Engineering and Computer Sciences.**

Please add comments as to how we can improve students' experiences in the College of Engineering and Computer Sciences.

---

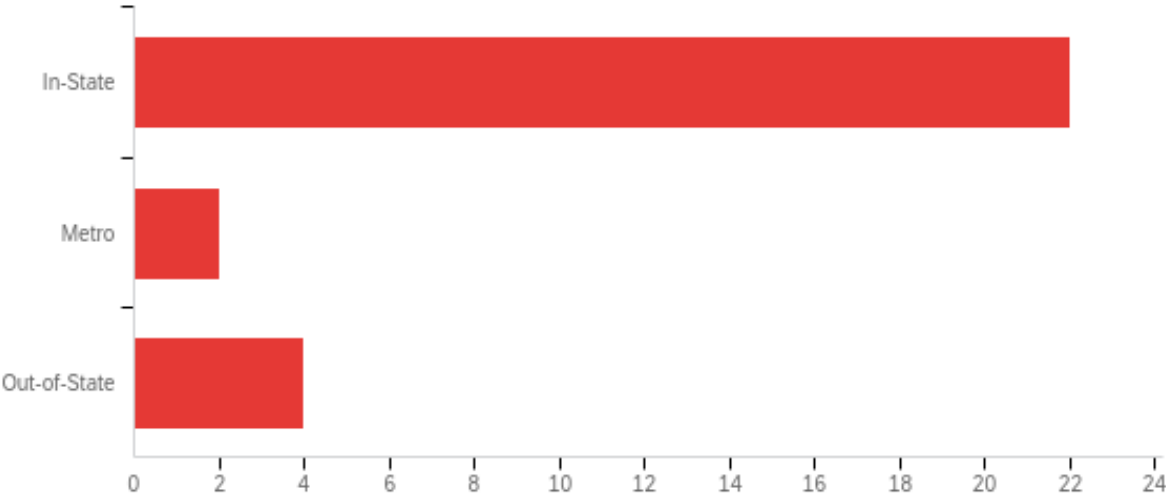
All comments were shared with the College.

### Q3 - Family Status



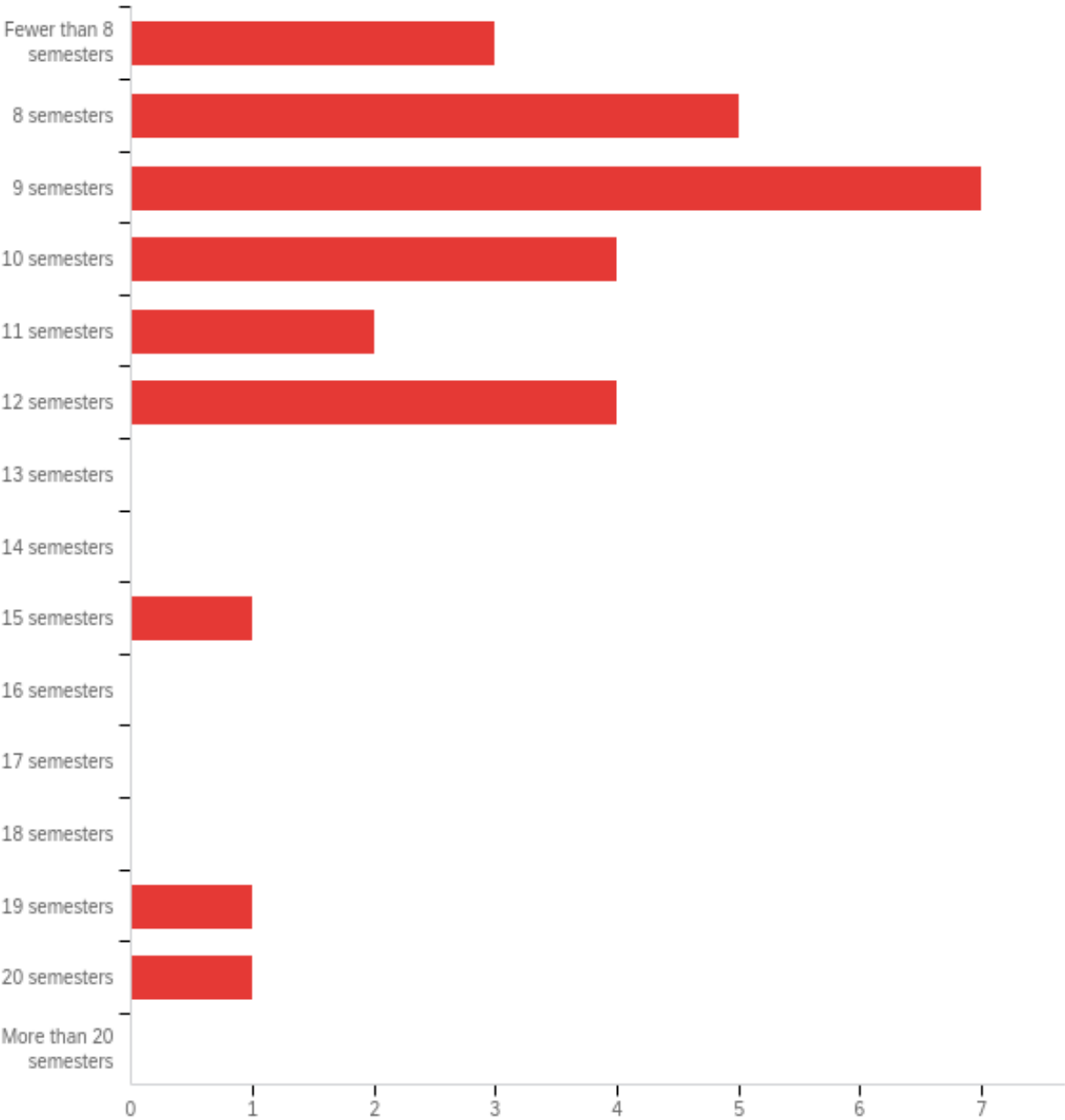
#	Answer	%	Count
1	Married, no children	3.57%	1
2	Married, with children	3.57%	1
3	Single, no children	89.29%	25
4	Single, with children	3.57%	1
	Total	100%	28

**Q4 - Residence at time of admission**



#	Answer	%	Count
1	In-State	78.57%	22
2	Metro	7.14%	2
3	Out-of-State	14.29%	4
	Total	100%	28

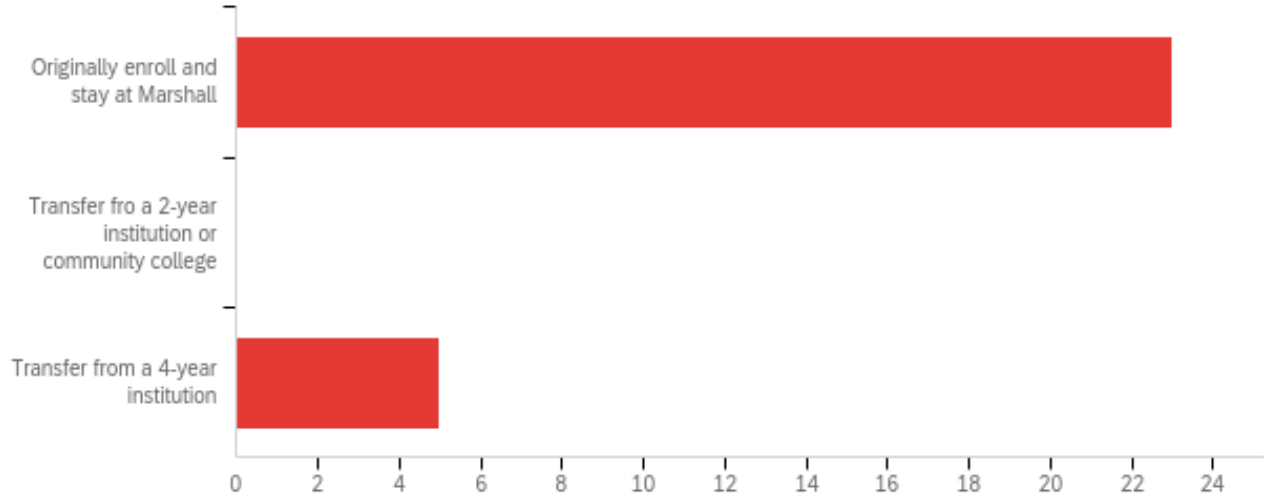
**Q5 - Number of semesters enrolled to compete your degree (Note: One semester is equal to fall, spring, or summer, resulting in the potential of three semesters in one year).**



#	Answer	%	Count
1	Fewer than 8 semesters	10.71%	3
2	8 semesters	17.86%	5
3	9 semesters	25.00%	7
4	10 semesters	14.29%	4

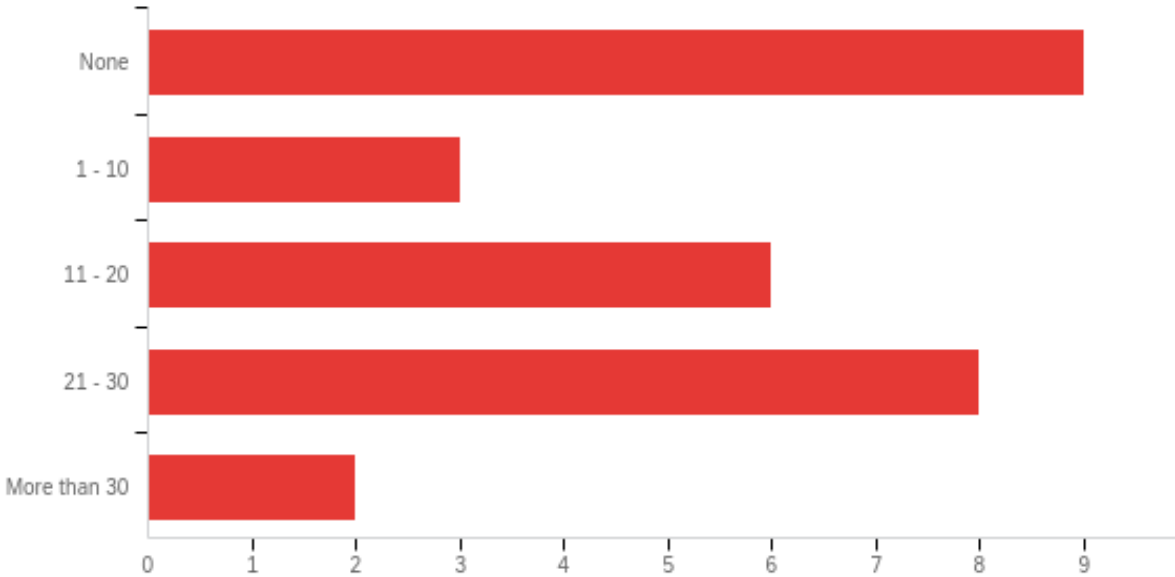
5	11 semesters	7.14%	2
6	12 semesters	14.29%	4
7	13 semesters	0.00%	0
8	14 semesters	0.00%	0
9	15 semesters	3.57%	1
10	16 semesters	0.00%	0
11	17 semesters	0.00%	0
12	18 semesters	0.00%	0
13	19 semesters	3.57%	1
14	20 semesters	3.57%	1
15	More than 20 semesters	0.00%	0
	Total	100%	28

**Q6 - While pursuing your degree, did you**



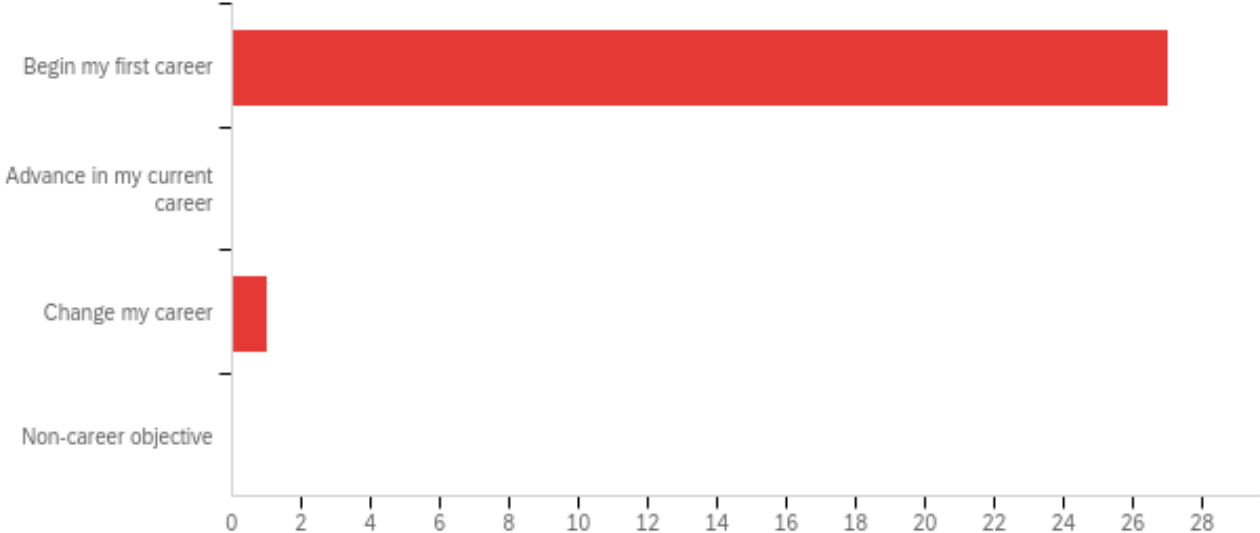
#	Answer	%	Count
1	Originally enroll and stay at Marshall	82.14%	23
2	Transfer from a 2-year institution or community college	0.00%	0
3	Transfer from a 4-year institution	17.86%	5
	Total	100%	28

**Q7 - During the last year of your studies, how many hours a week did you work while attending classes?**



#	Answer	%	Count
1	None	32.14%	9
2	1 - 10	10.71%	3
3	11 - 20	21.43%	6
4	21 - 30	28.57%	8
5	More than 30	7.14%	2
	Total	100%	28

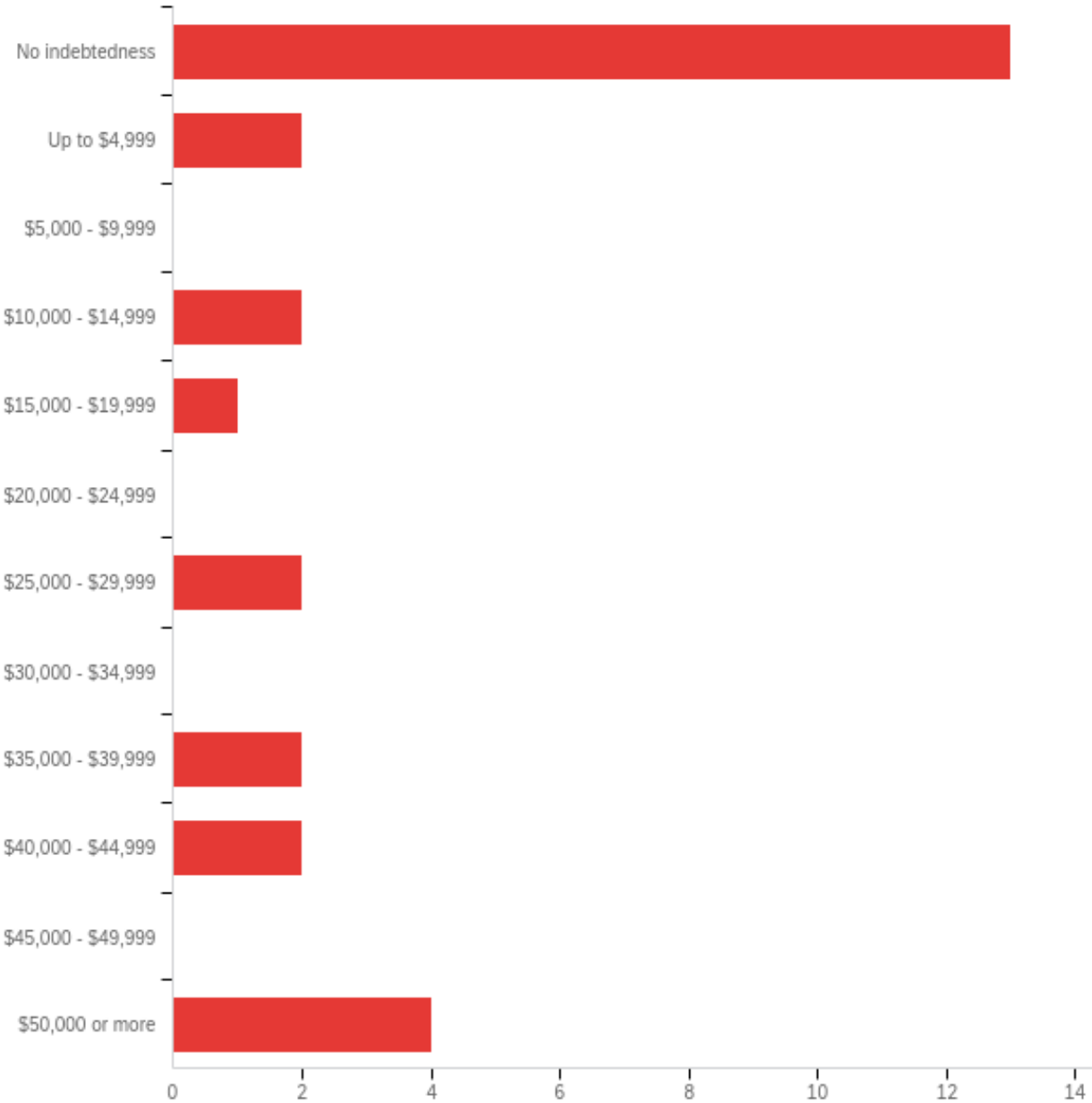
**Q8 - Which of the following best describes your educational objective while attending Marshall University?**



#	Answer	%	Count
1	Begin my first career	96.43%	27
2	Advance in my current career	0.00%	0
3	Change my career	3.57%	1
4	Non-career objective	0.00%	0
	Total	100%	28



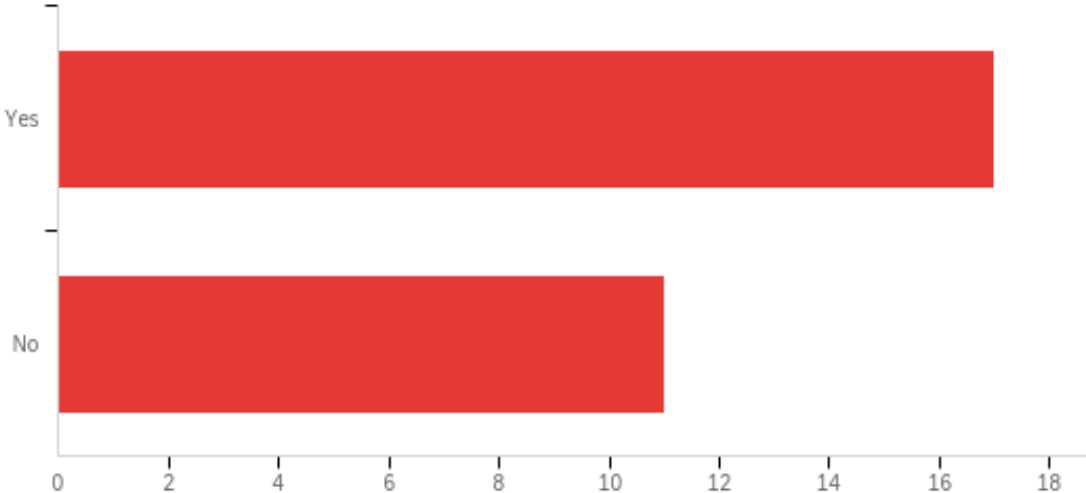
**Q9 - Upon graduation, what was the dollar amount of your educational loan indebtedness?**



#	Answer	%	Count
1	No indebtedness	46.43%	13
2	Up to \$4,999	7.14%	2
3	\$5,000 - \$9,999	0.00%	0
4	\$10,000 - \$14,999	7.14%	2
5	\$15,000 - \$19,999	3.57%	1

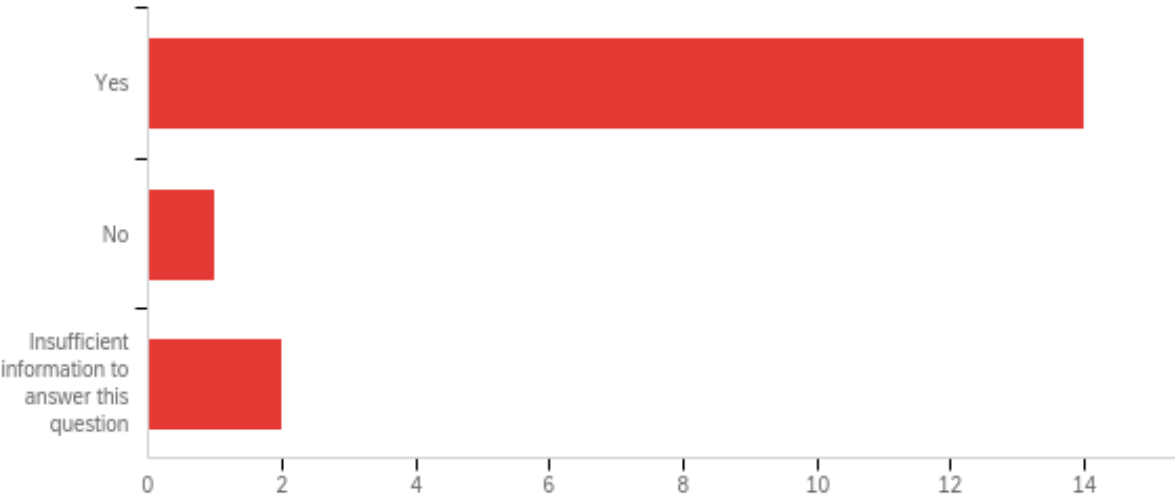
6	\$20,000 - \$24,999	0.00%	0
7	\$25,000 - \$29,999	7.14%	2
8	\$30,000 - \$34,999	0.00%	0
9	\$35,000 - \$39,999	7.14%	2
10	\$40,000 - \$44,999	7.14%	2
11	\$45,000 - \$49,999	0.00%	0
12	\$50,000 or more	14.29%	4
	Total	100%	28

**Q10 - Did you take part in an internship, practicum or other structured work experience related to your major and anticipated career?**



#	Answer	%	Count
1	Yes	60.71%	17
2	No	39.29%	11
	Total	100%	28

**Q11 - If you answered "yes" to the previous question, did that experience increase your ability to secure employment or employment offers?**



#	Answer	%	Count
1	Yes	82.35%	14
2	No	5.88%	1
3	Insufficient information to answer this question	11.76%	2
	Total	100%	17

## Q12 - While pursuing my degree at Marshall University

#	Question	Agree		Neutral		Disagree		Total
1	I developed the ability to write effectively.	82.14%	23	17.86%	5	0.00%	0	28
2	I used numerical information to explore real world problems.	92.86%	26	7.14%	2	0.00%	0	28
3	I learned to find scholarly information, to evaluate it critically and to use it effectively.	96.43%	27	3.57%	1	0.00%	0	28
4	I gained expertise in the use of technology important in my major field.	82.14%	23	10.71%	3	7.14%	2	28
5	I acquired sufficient skills and knowledge to prepare for career-related positions.	78.57%	22	10.71%	3	10.71%	3	28
6	I developed the ability to express myself effectively through speaking.	67.86%	19	25.00%	7	7.14%	2	28
7	I developed multicultural and global perspectives.	57.14%	16	32.14%	9	10.71%	3	28
8	Writing intensive courses helped me to improve my writing skills.	60.71%	17	21.43%	6	17.86%	5	28
9	My classes challenged me to analyze and evaluate issues and to solve real-world problems in a manner that is ethical and supportive of our civic well-being.	78.57%	22	17.86%	5	3.57%	1	28
10	My capstone course challenged me to do my best work.	92.86%	26	7.14%	2	0.00%	0	28
11	I learned to examine issues from multiple perspectives.	82.14%	23	17.86%	5	0.00%	0	28
12	I learned to use what I know to solve novel problems.	89.29%	25	10.71%	3	0.00%	0	28
13	I learned to analyze my own values and to examine other viewpoints and credible evidence.	92.59%	25	7.41%	2	0.00%	0	27
14	I determined how to improve my own learning and to engage in lifelong learning.	85.19%	23	14.81%	4	0.00%	0	27
15	I used knowledge from more than one area of study to explore issues or to solve problems.	92.59%	25	3.70%	1	3.70%	1	27
16	Writing Intensive courses enhanced my learning experience.	48.15%	13	33.33%	9	18.52%	5	27

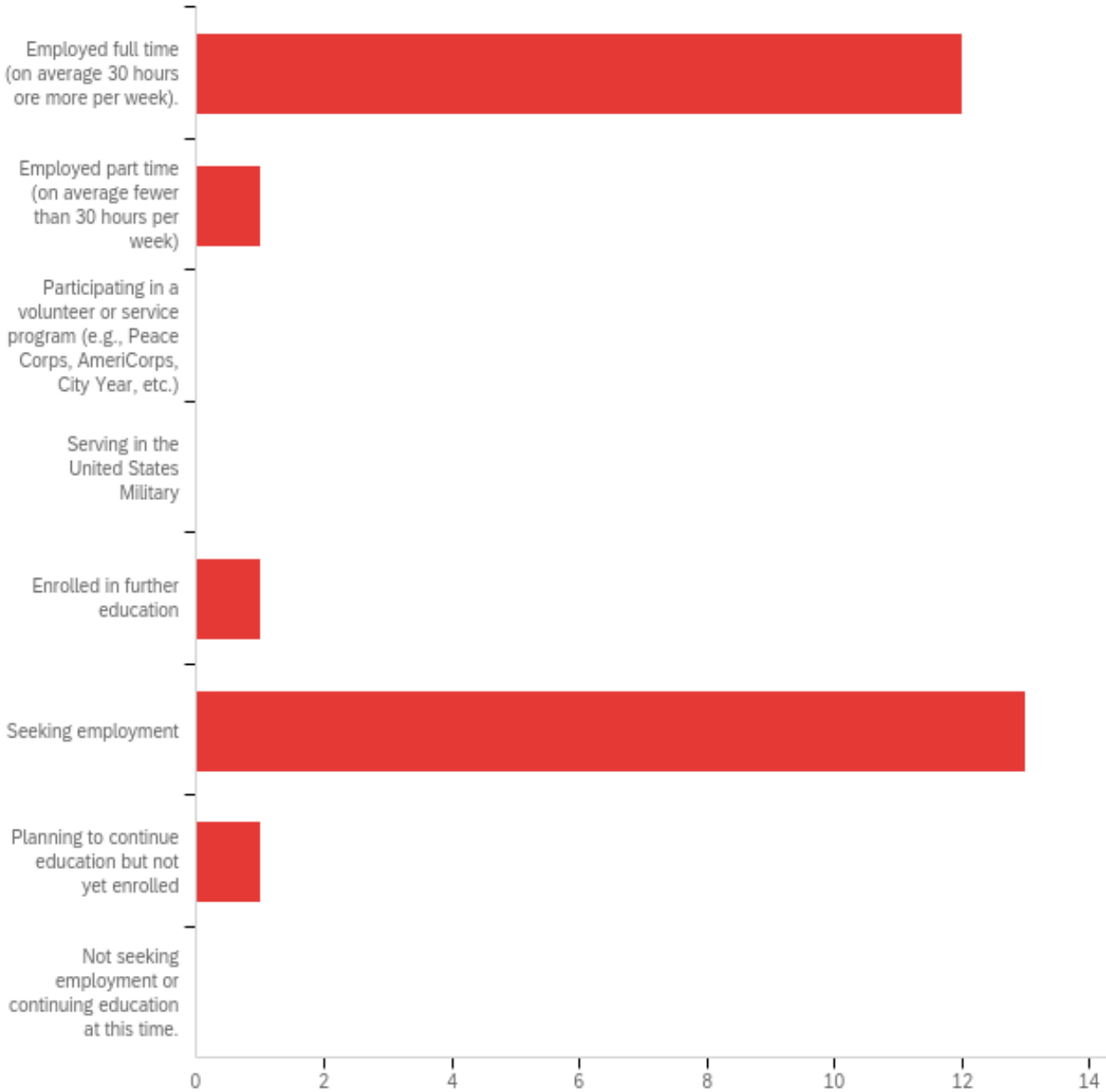
**Q13 - Now that I have completed my degree,**

#	Question	Agree		Neutral		Disagree		Total
1	I feel adequately prepared for a career and/or graduate or professional study in my major field.	60.71%	17	32.14%	9	7.14%	2	28
2	I believe that Marshall University's program in my major field is of high quality.	57.14%	16	32.14%	9	10.71%	3	28
3	I would recommend to others that they study the same program at Marshall.	60.71%	17	25.00%	7	14.29%	4	28
4	I would recommend Marshall to prospective students.	67.86%	19	21.43%	6	10.71%	3	28

**Q14 - Please rate your level of satisfaction with the quality of the following at Marshall:**

#	Question	Satisfied		Neutral		Dissatisfied		Total
1	Teaching	71.43%	20	21.43%	6	7.14%	2	28
2	Advising	67.86%	19	17.86%	5	14.29%	4	28
3	Academic Support Services	57.14%	16	28.57%	8	14.29%	4	28
4	Classroom/Lab Facilities	64.29%	18	25.00%	7	10.71%	3	28

**Q15 - Which of the following will BEST describe your status after graduation. Please select only ONE of the following categories.**



#	Answer	%	Count
1	Employed full time (on average 30 hours or more per week).	42.86%	12
2	Employed part time (on average fewer than 30 hours per week)	3.57%	1
3	Participating in a volunteer or service program (e.g., Peace Corps, AmeriCorps, City Year, etc.)	0.00%	0
4	Serving in the United States Military	0.00%	0
5	Enrolled in further education	3.57%	1

6	Seeking employment	46.43%	13
7	Planning to continue education but not yet enrolled	3.57%	1
8	Not seeking employment or continuing education at this time.	0.00%	0
	Total	100%	28

**Q16 - Please provide the name of your employer AND your employer's location (e.g., city, state or country if outside the United States).**

Please provide the name of your employer AND your employer's location (e.g., city, state or country if outside the United States).

Gelber Group Chicago, IL

Southwest Research Institute. Warner Robbins, GA.

United States Army Corps of Engineers, Huntington, West Virginia

WVDOH, Charleston, WV

Department of Defense, Patuxent River Naval Air Station, Patuxent River, MD

Division of Highways Huntington, WV

WVDOH Huntington WV

IBM - Rocket Center, WV

J H Fletcher & Co Huntington, WV

Marshall University

Magview in Maryland

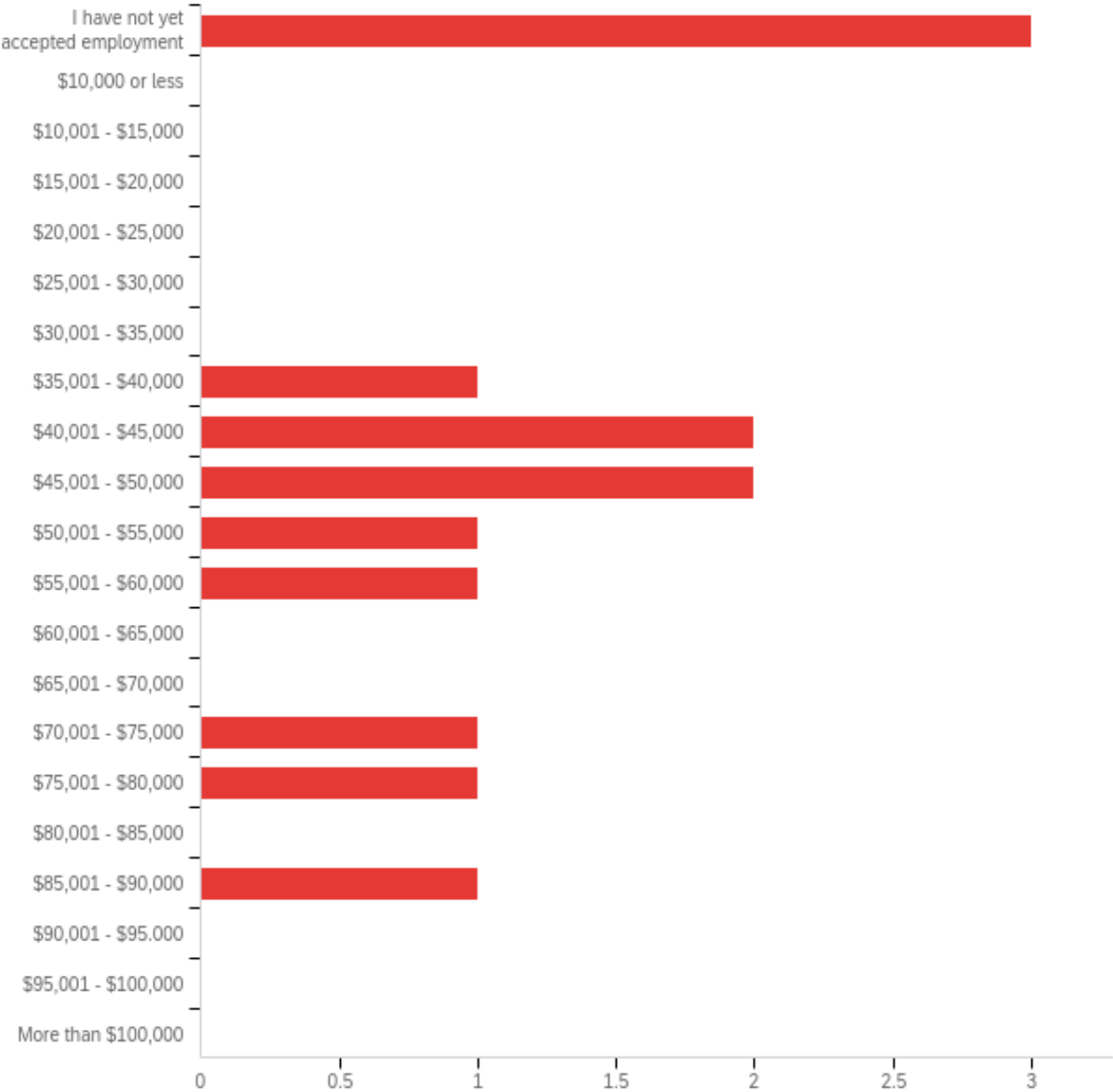


**Q17 - If employed, please provide your job title.**

If employed, please provide your job title.

- Junior TechOps Engineer
- Research Engineer
- Civil Engineer in Training
- Engineer in Training
- Electrical Engineer
- Engineer Trainee 1
- Highway Engineer Trainee 1
- Application Developer
- Project Engineer
- Radiation Safety Specialist
- Software Support Engineer

**Q18 - If employed, what is your annual base salary in U. S. dollars? (Please choose the appropriate range).**



#	Answer	%	Count
1	I have not yet accepted employment	23.08%	3
2	\$10,000 or less	0.00%	0
3	\$10,001 - \$15,000	0.00%	0
4	\$15,001 - \$20,000	0.00%	0
5	\$20,001 - \$25,000	0.00%	0

6	\$25,001 - \$30,000	0.00%	0
7	\$30,001 - \$35,000	0.00%	0
8	\$35,001 - \$40,000	7.69%	1
9	\$40,001 - \$45,000	15.38%	2
10	\$45,001 - \$50,000	15.38%	2
11	\$50,001 - \$55,000	7.69%	1
12	\$55,001 - \$60,000	7.69%	1
13	\$60,001 - \$65,000	0.00%	0
14	\$65,001 - \$70,000	0.00%	0
15	\$70,001 - \$75,000	7.69%	1
16	\$75,001 - \$80,000	7.69%	1
17	\$80,001 - \$85,000	0.00%	0
18	\$85,001 - \$90,000	7.69%	1
19	\$90,001 - \$95,000	0.00%	0
20	\$95,001 - \$100,000	0.00%	0
21	More than \$100,000	0.00%	0
	Total	100%	13

**Q19 - Guaranteed first-year bonus amount in U. S. dollars, if you are receiving one.**

Guaranteed first-year bonus amount in U. S. dollars, if you are receiving one.

5000

8,000

0

N/a

**Q20 - Please provide the name of the service organization as well as assignment city and state (or country if outside the U. S.).**

No responses

**Q21 - What is your role or title within the Service Organization?**

No responses

**Q22 - Please choose your military service branch and provide your rank in the text box next to the service branch you select.**

No responses

**Q23 - Please provide the name of the higher education institution and location (city, state, country [if outside U.S.]) you plan to attend.**

Please provide the name of the higher education institution and location (city, state, country [if outside U.S.]) you plan to attend.

---

Not sure. Likely one of the following University of Iowa (Iowa City, Iowa) University of Maryland (College Park, Maryland)

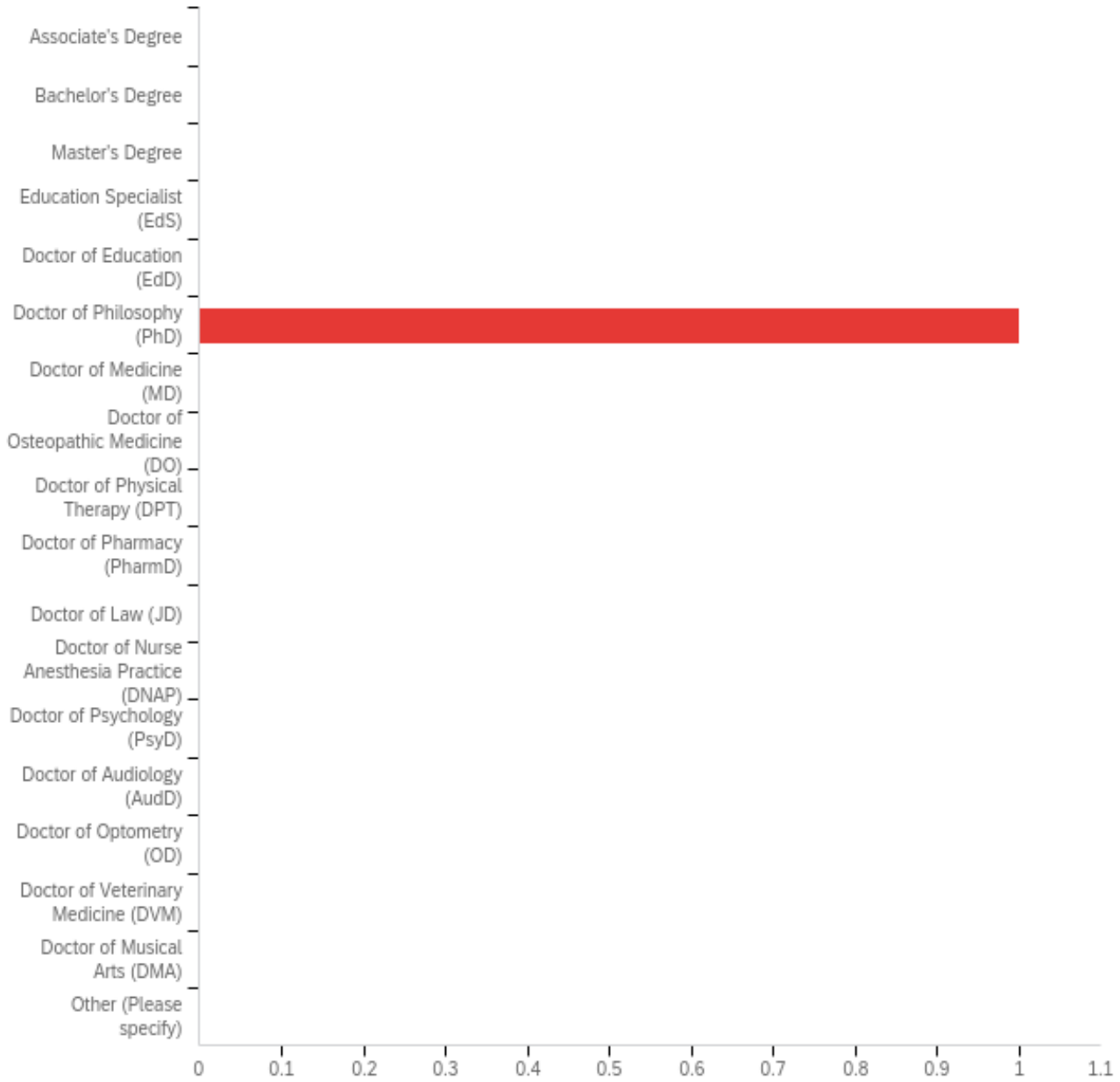
**Q24 - What program of study will you pursue?**

What program of study will you pursue?

---

Biomedical Engineering PhD

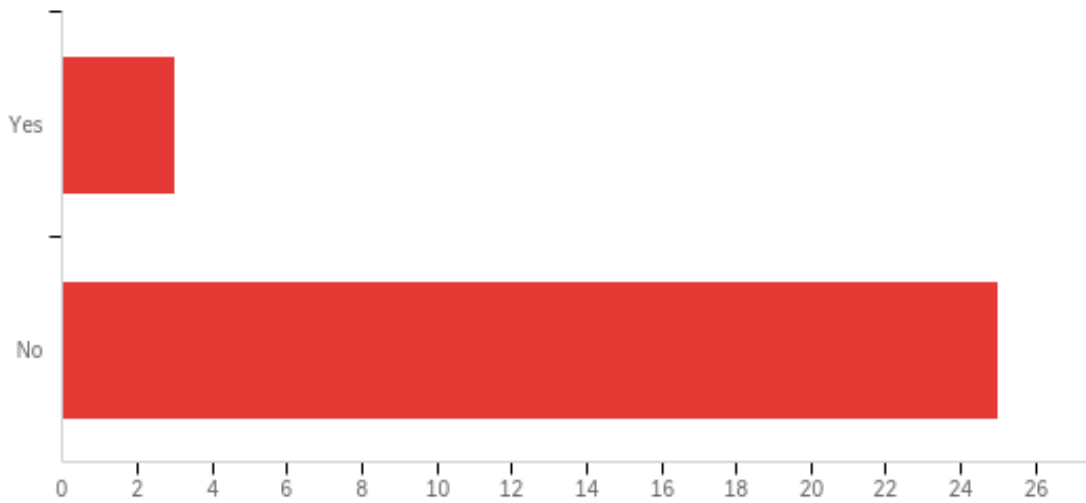
## Q25 - What degree will you pursue at this institution?



#	Answer	%	Count
1	Associate's Degree	0.00%	0
2	Bachelor's Degree	0.00%	0
3	Master's Degree	0.00%	0
4	Education Specialist (EdS)	0.00%	0
5	Doctor of Education (EdD)	0.00%	0
6	Doctor of Philosophy (PhD)	100.00%	1

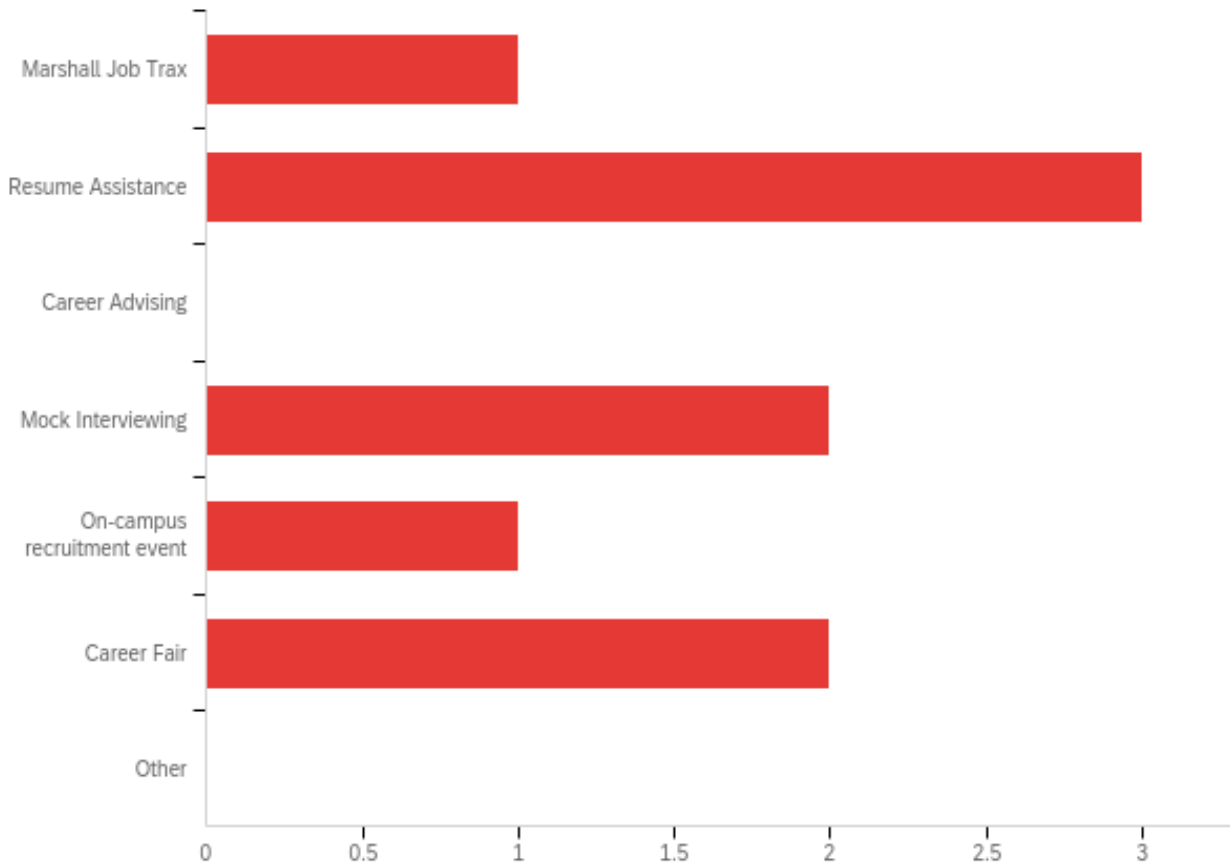
7	Doctor of Medicine (MD)	0.00%	0
8	Doctor of Osteopathic Medicine (DO)	0.00%	0
9	Doctor of Physical Therapy (DPT)	0.00%	0
10	Doctor of Pharmacy (PharmD)	0.00%	0
11	Doctor of Law (JD)	0.00%	0
12	Doctor of Nurse Anesthesia Practice (DNAP)	0.00%	0
13	Doctor of Psychology (PsyD)	0.00%	0
14	Doctor of Audiology (AudD)	0.00%	0
15	Doctor of Optometry (OD)	0.00%	0
16	Doctor of Veterinary Medicine (DVM)	0.00%	0
17	Doctor of Musical Arts (DMA)	0.00%	0
18	Other (Please specify)	0.00%	0
	Total	100%	1

**Q26 - Did you use Career Services to help you with your career plans?**



#	Answer	%	Count
1	Yes	10.71%	3
2	No	89.29%	25
	Total	100%	28

**Q27 - If you answered "yes" to the previous question, please indicate all services used.**



#	Answer	%	Count
1	Marshall Job Trax	11.11%	1
2	Resume Assistance	33.33%	3
3	Career Advising	0.00%	0
4	Mock Interviewing	22.22%	2
5	On-campus recruitment event	11.11%	1
6	Career Fair	22.22%	2
7	Other	0.00%	0
	Total	100%	9