

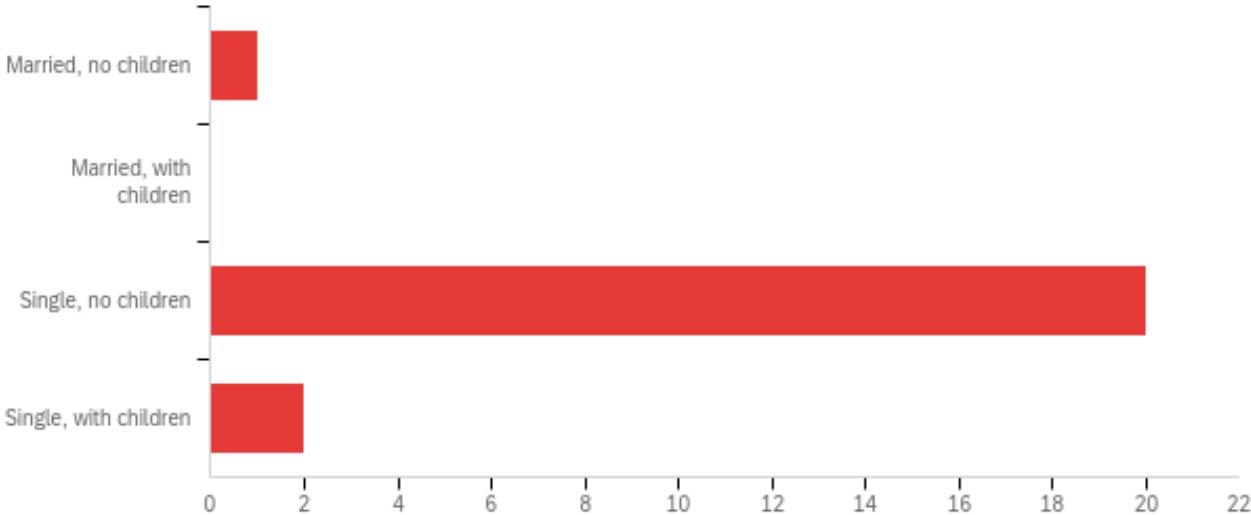


Marshall University Graduation Survey Report
College of Arts and Media
Academic Year 2020 - 2021

Q1 - Please indicate your level of satisfaction with these elements of your experience in the College of Arts and Media.

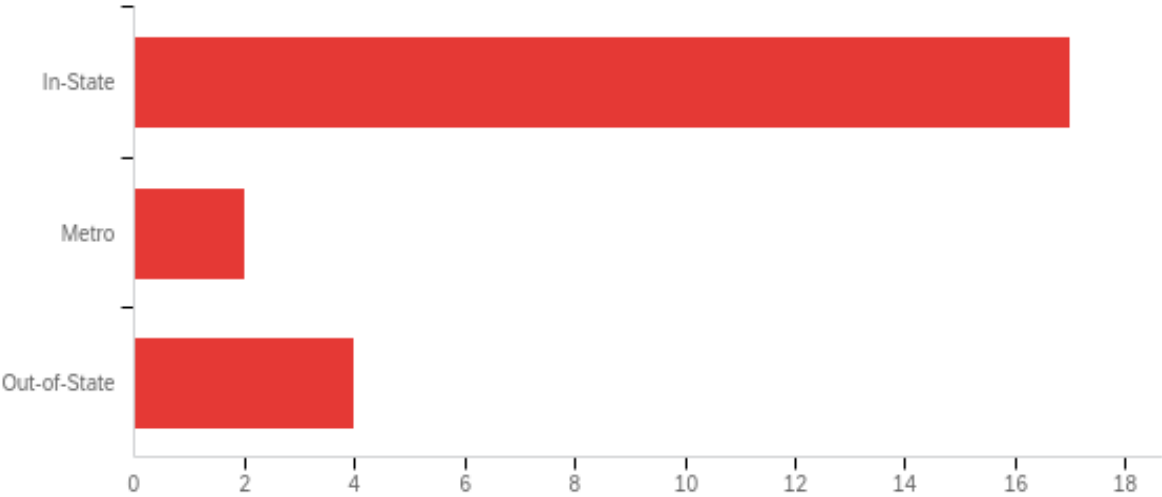
#	Question	Satisfied		Neutral		Dissatisfied		Total
1	The curriculum (Did it prepare you to meet the demands of your chosen career?)	78.26%	18	17.39%	4	4.35%	1	23
2	The curriculum (Did it follow a logical learning sequence?)	69.57%	16	26.09%	6	4.35%	1	23
3	Faculty (Were they available to you for advising or other counseling?)	78.26%	18	21.74%	5	0.00%	0	23
4	Faculty (Were they helpful to you in your pursuit of your education?)	91.30%	21	4.35%	1	4.35%	1	23
5	Faculty and Staff (Were they helpful to you in career planning?)	73.91%	17	17.39%	4	8.70%	2	23
6	Student participation (Was it encouraged for departmental and collegiate activities?)	95.65%	22	4.35%	1	0.00%	0	23
7	The program (Did it assist in improving your skills and techniques in your chosen field?)	86.96%	20	8.70%	2	4.35%	1	23
8	Educational facilities	82.61%	19	8.70%	2	8.70%	2	23
9	Educational equipment	65.22%	15	21.74%	5	13.04%	3	23
10	General Studies requirements (Were they appropriate to the BFA degree?)	56.52%	13	30.43%	7	13.04%	3	23
11	The Dean's Office (Was it helpful?)	82.61%	19	13.04%	3	4.35%	1	23
12	The College and Department were equally supportive of women and men.	91.30%	21	4.35%	1	4.35%	1	23
13	The College and Department were equally supportive of all racial/ethnic groups	78.26%	18	13.04%	3	8.70%	2	23
14	The degree to which department and college aided in your education	91.30%	21	4.35%	1	4.35%	1	23
15	Overall value of your college experience	81.82%	18	9.09%	2	9.09%	2	22

Q2 - Family Status



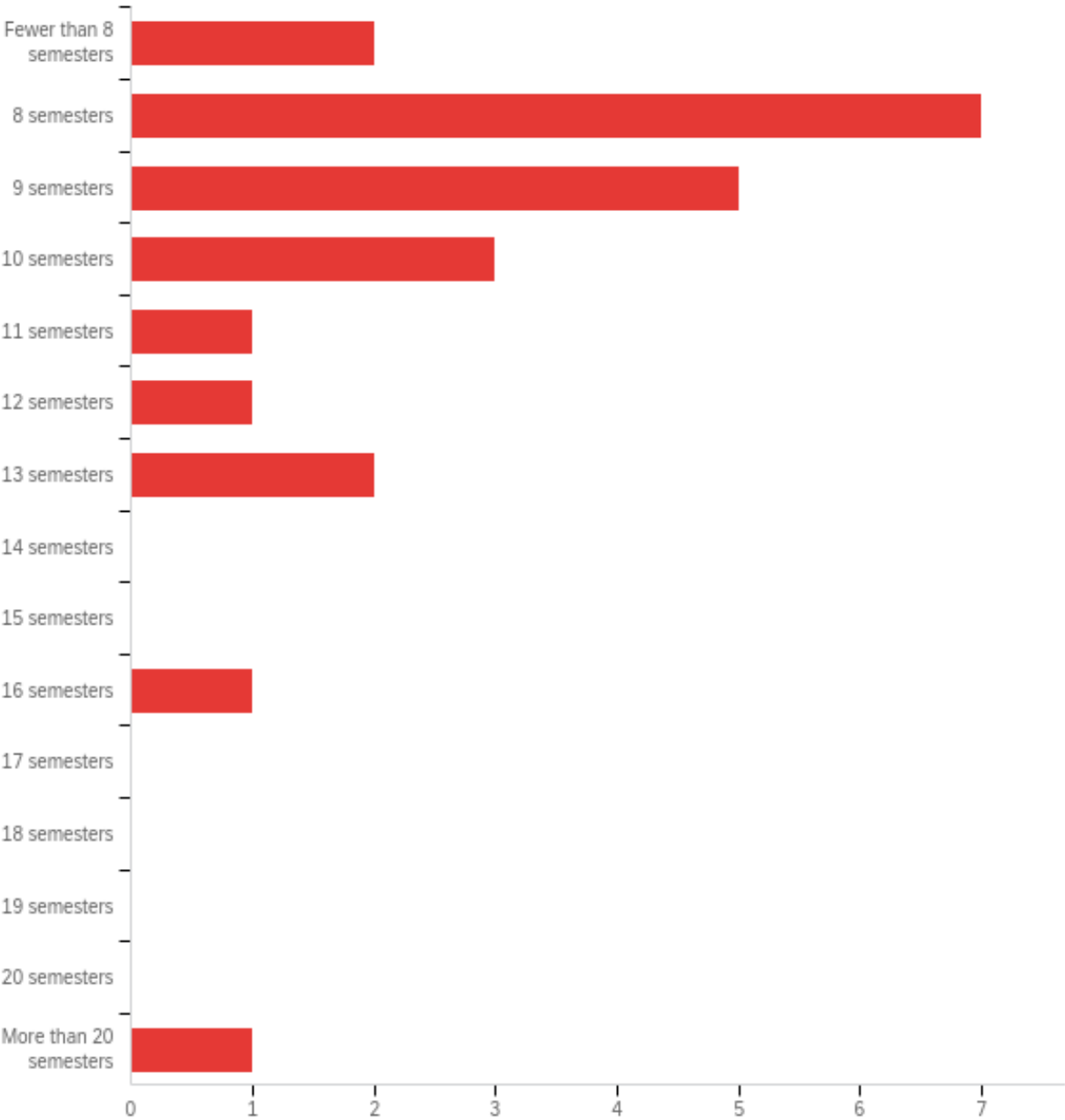
#	Answer	%	Count
1	Married, no children	4.35%	1
2	Married, with children	0.00%	0
3	Single, no children	86.96%	20
4	Single, with children	8.70%	2
	Total	100%	23

Q3 - Residence at time of admission



#	Answer	%	Count
1	In-State	73.91%	17
2	Metro	8.70%	2
3	Out-of-State	17.39%	4
	Total	100%	23

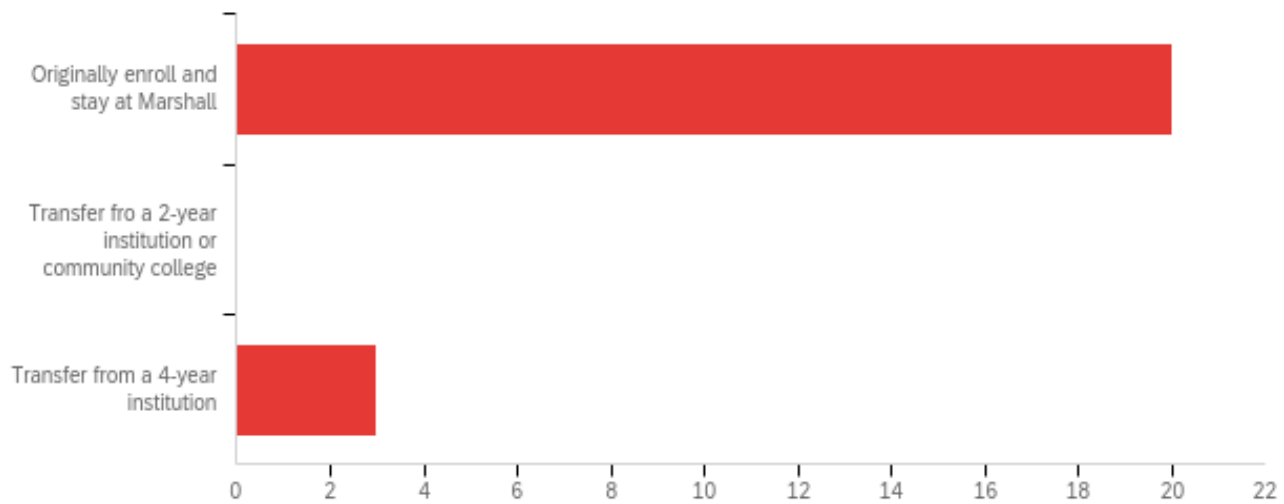
Q4 - Number of semesters enrolled to compete your degree (Note: One semester is equal to fall, spring, or summer, resulting in the potential of three semesters in one year).



#	Answer	%	Count
1	Fewer than 8 semesters	8.70%	2
2	8 semesters	30.43%	7
3	9 semesters	21.74%	5
4	10 semesters	13.04%	3
5	11 semesters	4.35%	1

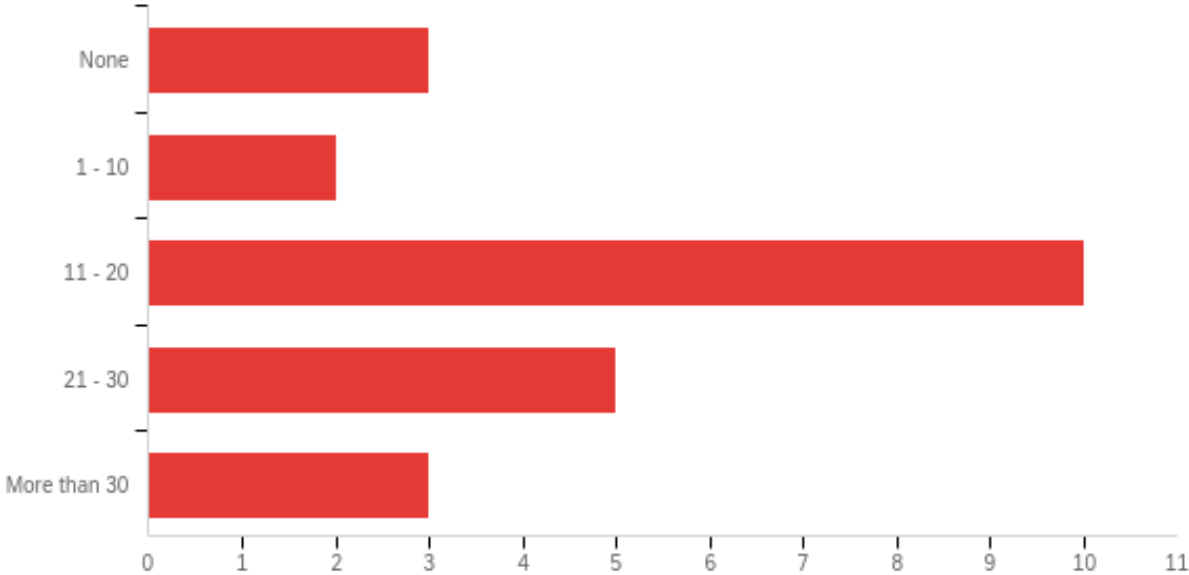
6	12 semesters	4.35%	1
7	13 semesters	8.70%	2
8	14 semesters	0.00%	0
9	15 semesters	0.00%	0
10	16 semesters	4.35%	1
11	17 semesters	0.00%	0
12	18 semesters	0.00%	0
13	19 semesters	0.00%	0
14	20 semesters	0.00%	0
15	More than 20 semesters	4.35%	1
	Total	100%	23

Q5 - While pursuing your degree, did you



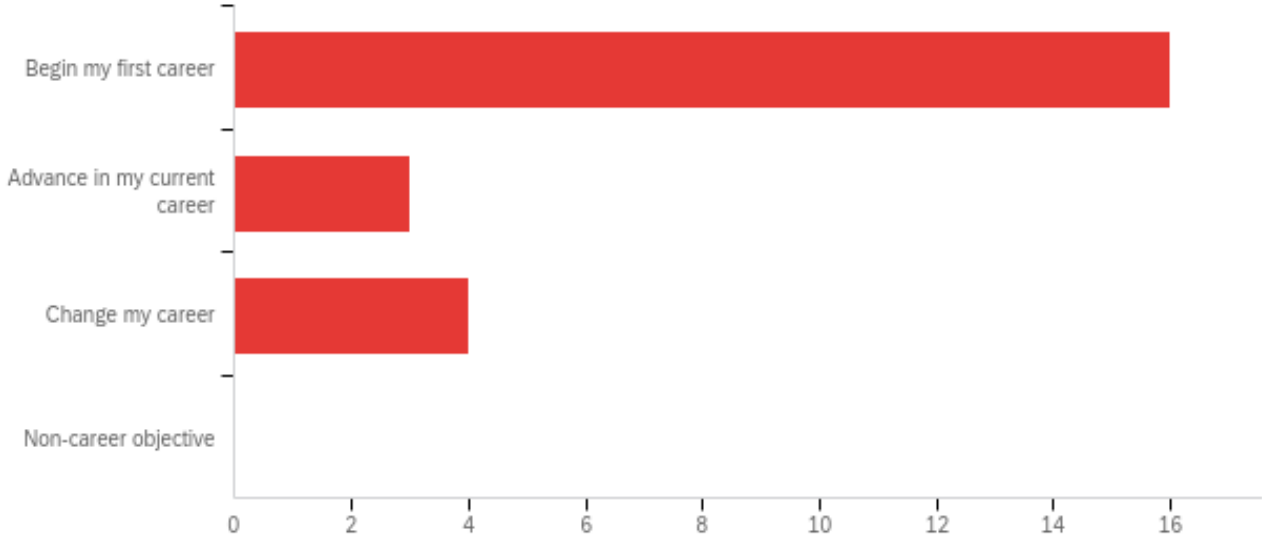
#	Answer	%	Count
1	Originally enroll and stay at Marshall	86.96%	20
2	Transfer from a 2-year institution or community college	0.00%	0
3	Transfer from a 4-year institution	13.04%	3
	Total	100%	23

Q6 - During the last year of your studies, how many hours a week did you work while attending classes?



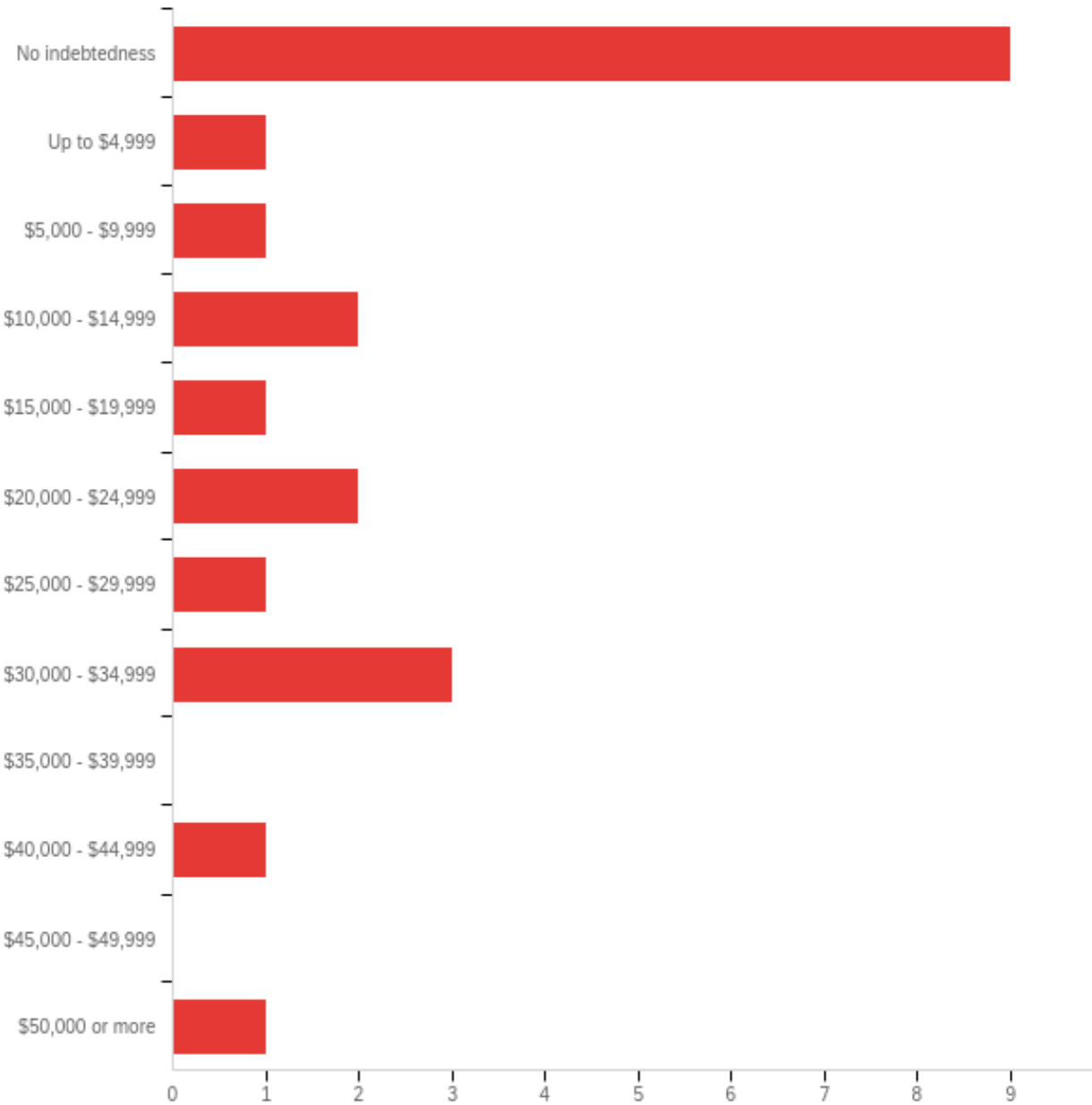
#	Answer	%	Count
1	None	13.04%	3
2	1 - 10	8.70%	2
3	11 - 20	43.48%	10
4	21 - 30	21.74%	5
5	More than 30	13.04%	3
	Total	100%	23

Q7 - Which of the following best describes your educational objective while attending Marshall University?



#	Answer	%	Count
1	Begin my first career	69.57%	16
2	Advance in my current career	13.04%	3
3	Change my career	17.39%	4
4	Non-career objective	0.00%	0
	Total	100%	23

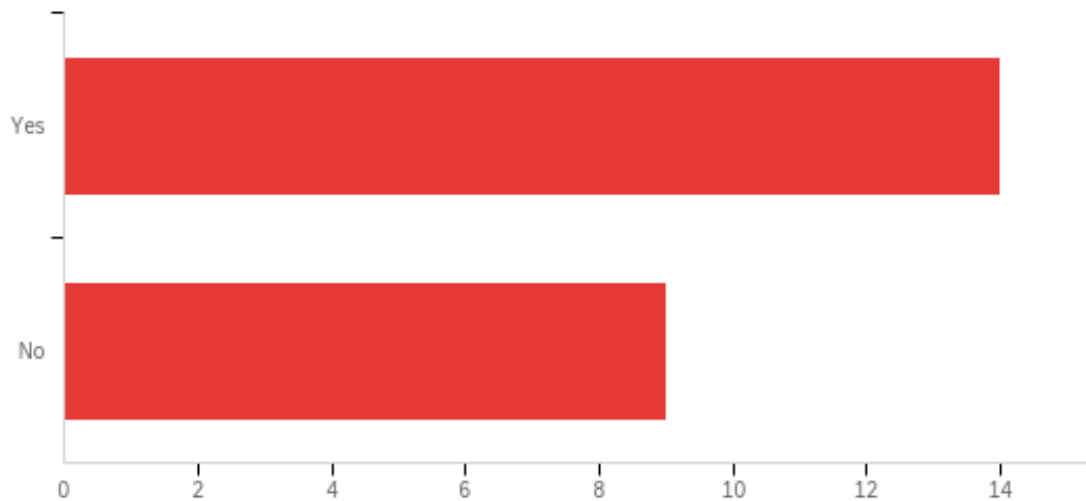
Q8 - Upon graduation, what was the dollar amount of your educational loan indebtedness?



#	Answer	%	Count
1	No indebtedness	40.91%	9
2	Up to \$4,999	4.55%	1
3	\$5,000 - \$9,999	4.55%	1
4	\$10,000 - \$14,999	9.09%	2
5	\$15,000 - \$19,999	4.55%	1

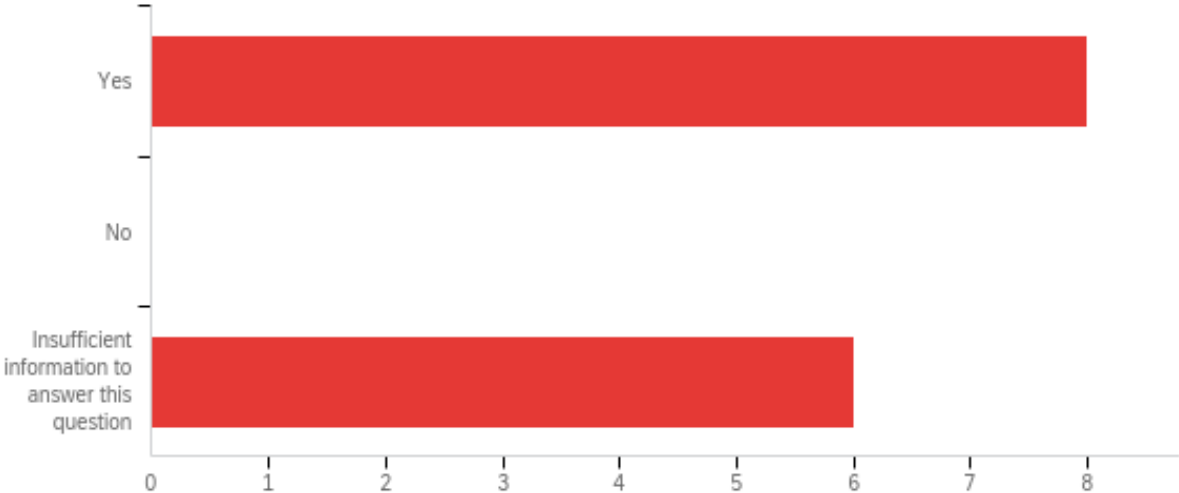
6	\$20,000 - \$24,999	9.09%	2
7	\$25,000 - \$29,999	4.55%	1
8	\$30,000 - \$34,999	13.64%	3
9	\$35,000 - \$39,999	0.00%	0
10	\$40,000 - \$44,999	4.55%	1
11	\$45,000 - \$49,999	0.00%	0
12	\$50,000 or more	4.55%	1
	Total	100%	22

Q9 - Did you take part in an internship, practicum or other structured work experience related to your major and anticipated career?



#	Answer	%	Count
1	Yes	60.87%	14
2	No	39.13%	9
	Total	100%	23

Q10 - If you answered "yes" to the previous question, did that experience increase your ability to secure employment or employment offers?



#	Answer	%	Count
1	Yes	57.14%	8
2	No	0.00%	0
3	Insufficient information to answer this question	42.86%	6
	Total	100%	14

Q11 - While pursuing my degree at Marshall University

#	Question	Agree		Neutral		Disagree		Total
1	I developed the ability to write effectively.	86.96%	20	13.04%	3	0.00%	0	23
2	I used numerical information to explore real world problems.	65.22%	15	26.09%	6	8.70%	2	23
3	I learned to find scholarly information, to evaluate it critically and to use it effectively.	86.96%	20	13.04%	3	0.00%	0	23
4	I gained expertise in the use of technology important in my major field.	82.61%	19	8.70%	2	8.70%	2	23
5	I acquired sufficient skills and knowledge to prepare for career-related positions.	91.30%	21	8.70%	2	0.00%	0	23
6	I developed the ability to express myself effectively through speaking.	95.45%	21	4.55%	1	0.00%	0	22
7	I developed multicultural and global perspectives.	82.61%	19	17.39%	4	0.00%	0	23
8	Writing intensive courses helped me to improve my writing skills.	69.57%	16	26.09%	6	4.35%	1	23
9	My classes challenged me to analyze and evaluate issues and to solve real-world problems in a manner that is ethical and supportive of our civic well-being.	78.26%	18	17.39%	4	4.35%	1	23
10	My capstone course challenged me to do my best work.	78.26%	18	13.04%	3	8.70%	2	23
11	I learned to examine issues from multiple perspectives.	86.96%	20	8.70%	2	4.35%	1	23
12	I learned to use what I know to solve novel problems.	86.96%	20	8.70%	2	4.35%	1	23
13	I learned to analyze my own values and to examine other viewpoints and credible evidence.	91.30%	21	4.35%	1	4.35%	1	23
14	I determined how to improve my own learning and to engage in lifelong learning.	91.30%	21	8.70%	2	0.00%	0	23
15	I used knowledge from more than one area of study to explore issues or to solve problems.	91.30%	21	0.00%	0	8.70%	2	23
16	Writing Intensive courses enhanced my learning experience.	73.91%	17	17.39%	4	8.70%	2	23

Q12 - Now that I have completed my degree,

#	Question	Agree		Neutral		Disagree		Total
1	I feel adequately prepared for a career and/or graduate or professional study in my major field.	82.61%	19	8.70%	2	8.70%	2	23
2	I believe that Marshall University's program in my major field is of high quality.	73.91%	17	13.04%	3	13.04%	3	23
3	I would recommend to others that they study the same program at Marshall.	73.91%	17	21.74%	5	4.35%	1	23
4	I would recommend Marshall to prospective students.	82.61%	19	13.04%	3	4.35%	1	23

Q13 - Please rate your level of satisfaction with the quality of the following at Marshall:

#	Question	Satisfied		Neutral		Dissatisfied		Total
1	Teaching	86.96%	20	4.35%	1	8.70%	2	23
2	Advising	73.91%	17	21.74%	5	4.35%	1	23
3	Academic Support Services	73.91%	17	26.09%	6	0.00%	0	23
4	Classroom/Lab Facilities	73.91%	17	17.39%	4	8.70%	2	23

Q14 - Which of the following will BEST describe your status after graduation. Please select only ONE of the following categories.

#	Answer	%	Count
1	Employed full time (on average 30 hours or more per week).	13.04%	3
2	Employed part time (on average fewer than 30 hours per week)	0.00%	0
3	Participating in a volunteer or service program (e.g., Peace Corps, AmeriCorps, City Year, etc.)	0.00%	0
4	Serving in the United States Military	4.35%	1
5	Enrolled in further education	13.04%	3
6	Seeking employment	43.48%	10
7	Planning to continue education but not yet enrolled	26.09%	6
8	Not seeking employment or continuing education at this time.	0.00%	0
	Total	100%	23

Q15 - Please provide the name of your employer AND your employer's location (e.g., city, state or country if outside the United States).

Please provide the name of your employer AND your employer's location (e.g., city, state or country if outside the United States).

Playhouse on the Square in Memphis, TN

Sheetz in Barboursville, West Virginia

WSAZ Huntington WV

Q16 - If employed, please provide your job title.

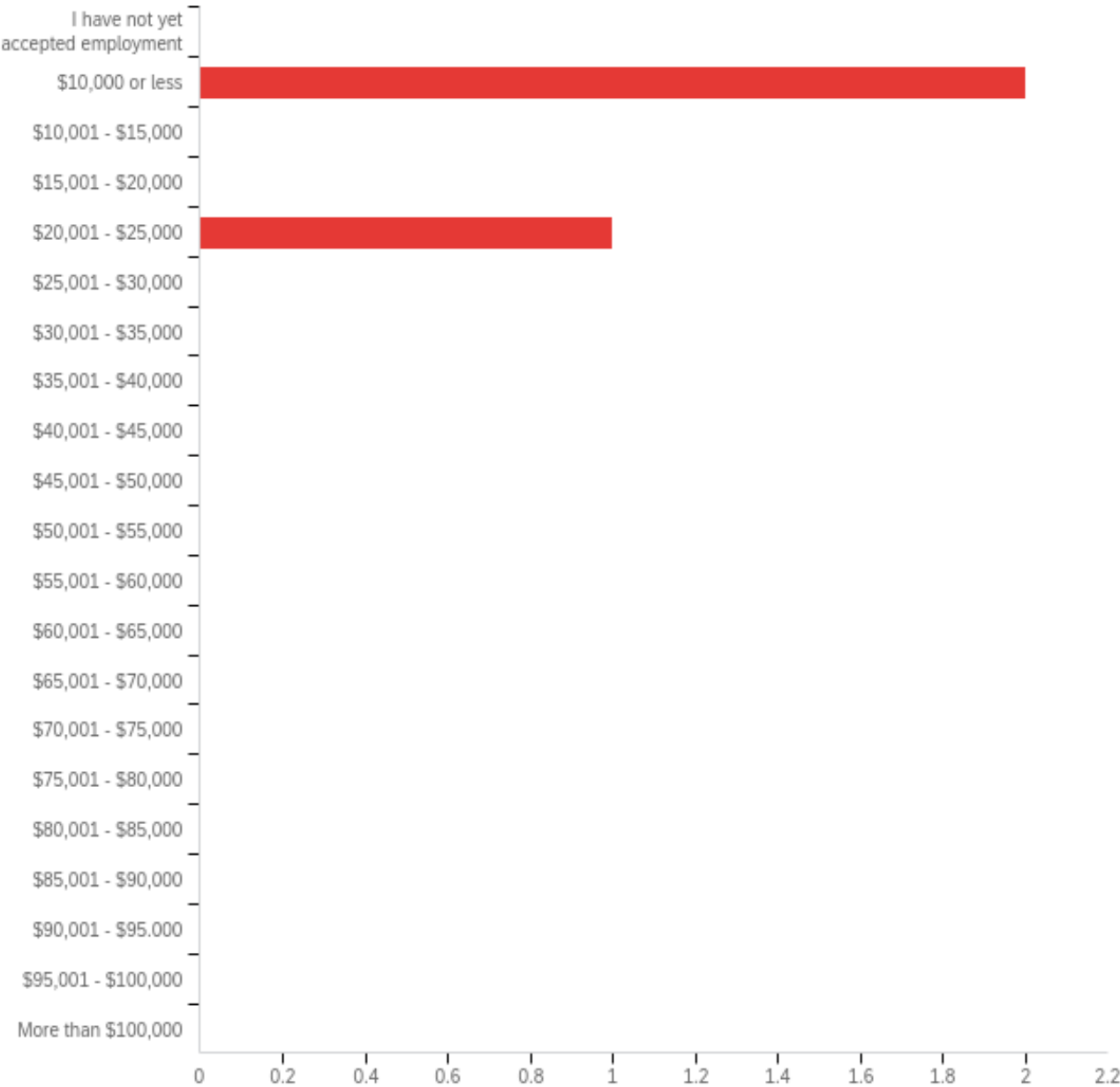
If employed, please provide your job title.

Carpentry internship

Cashier/Cook

Producer

Q17 - If employed, what is your annual base salary in U. S. dollars? (Please choose the appropriate range).



#	Answer	%	Count
1	I have not yet accepted employment	0.00%	0
2	\$10,000 or less	66.67%	2
3	\$10,001 - \$15,000	0.00%	0
4	\$15,001 - \$20,000	0.00%	0
5	\$20,001 - \$25,000	33.33%	1

6	\$25,001 - \$30,000	0.00%	0
7	\$30,001 - \$35,000	0.00%	0
8	\$35,001 - \$40,000	0.00%	0
9	\$40,001 - \$45,000	0.00%	0
10	\$45,001 - \$50,000	0.00%	0
11	\$50,001 - \$55,000	0.00%	0
12	\$55,001 - \$60,000	0.00%	0
13	\$60,001 - \$65,000	0.00%	0
14	\$65,001 - \$70,000	0.00%	0
15	\$70,001 - \$75,000	0.00%	0
16	\$75,001 - \$80,000	0.00%	0
17	\$80,001 - \$85,000	0.00%	0
18	\$85,001 - \$90,000	0.00%	0
19	\$90,001 - \$95,000	0.00%	0
20	\$95,001 - \$100,000	0.00%	0
21	More than \$100,000	0.00%	0
	Total	100%	3

Q18 - Guaranteed first-year bonus amount in U. S. dollars, if you are receiving one.

N/A

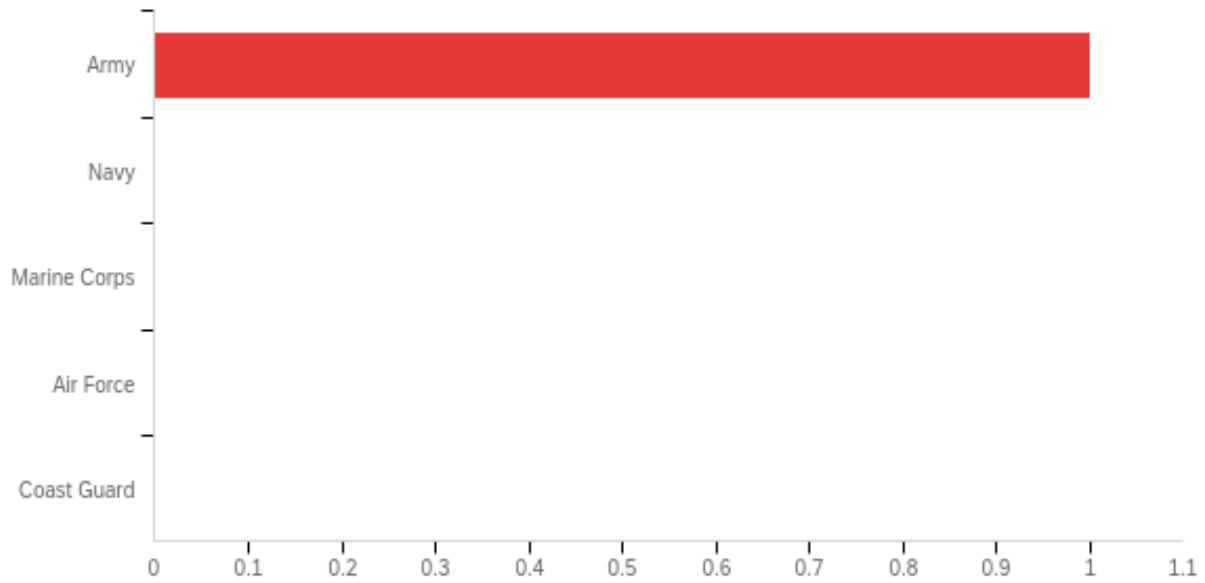
Q19 - Please provide the name of the service organization as well as assignment city and state (or country if outside the U. S.).

No responses

Q20 - What is your role or title within the Service Organization?

No responses

Q21 - Please choose your military service branch and provide your rank in the text box next to the service branch you select.



#	Answer	%	Count
1	Army	100.00%	1
2	Navy	0.00%	0
3	Marine Corps	0.00%	0
4	Air Force	0.00%	0
5	Coast Guard	0.00%	0
	Total	100%	1

Q21_1_TEXT - Army

E-4

Q22 - Please provide the name of the higher education institution and location (city, state, country [if outside U.S.]) you plan to attend.

Please provide the name of the higher education institution and location (city, state, country [if outside U.S.]) you plan to attend.

Alfred University, Alfred, New York

Marshall University

Marshall University or West Virginia University

Q23 - What program of study will you pursue?

What program of study will you pursue?

Alfred/Dusseldorf Painting

Marketing

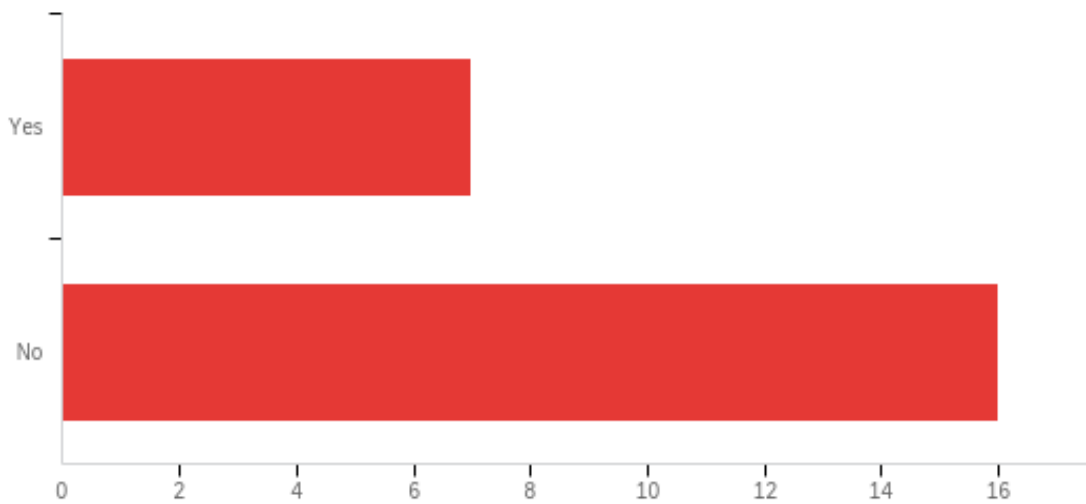
Communication Studies or Digital Marketing Communications

Q24 - What degree will you pursue at this institution?

#	Answer	%	Count
1	Associate's Degree	0.00%	0
2	Bachelor's Degree	0.00%	0
3	Master's Degree	100.00%	3
4	Education Specialist (EdS)	0.00%	0
5	Doctor of Education (EdD)	0.00%	0
6	Doctor of Philosophy (PhD)	0.00%	0
7	Doctor of Medicine (MD)	0.00%	0
8	Doctor of Osteopathic Medicine (DO)	0.00%	0
9	Doctor of Physical Therapy (DPT)	0.00%	0
10	Doctor of Pharmacy (PharmD)	0.00%	0
11	Doctor of Law (JD)	0.00%	0
12	Doctor of Nurse Anesthesia Practice (DNAP)	0.00%	0
13	Doctor of Psychology (PsyD)	0.00%	0

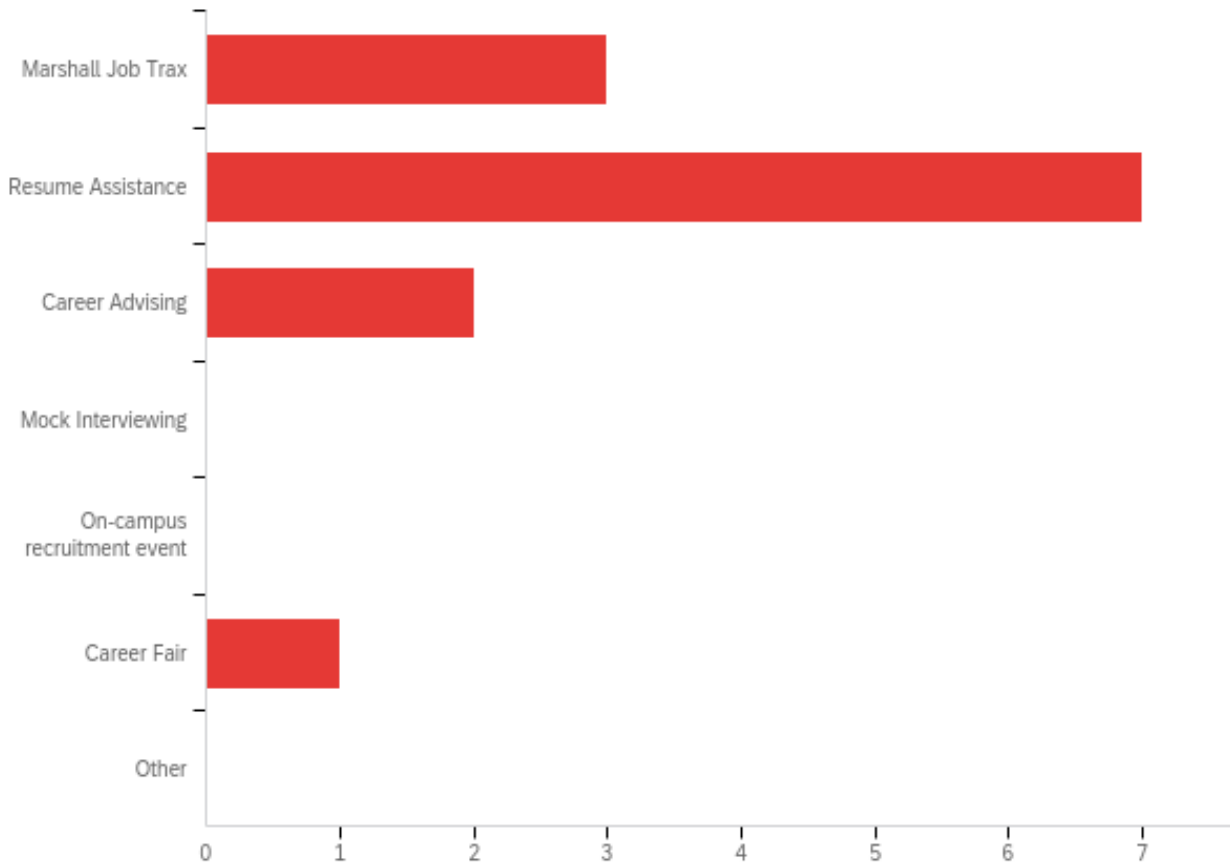
14	Doctor of Audiology (AudD)	0.00%	0
15	Doctor of Optometry (OD)	0.00%	0
16	Doctor of Veterinary Medicine (DVM)	0.00%	0
17	Doctor of Musical Arts (DMA)	0.00%	0
18	Other (Please specify)	0.00%	0
	Total		3

Q25 - Did you use Career Services to help you with your career plans?



#	Answer	%	Count
1	Yes	30.43%	7
2	No	69.57%	16
	Total		23

Q26 - If you answered "yes" to the previous question, please indicate all services used.



#	Answer	%	Count
1	Marshall Job Trax	23.08%	3
2	Resume Assistance	53.85%	7
3	Career Advising	15.38%	2
4	Mock Interviewing	0.00%	0
5	On-campus recruitment event	0.00%	0
6	Career Fair	7.69%	1
7	Other	0.00%	0
	Total		13