



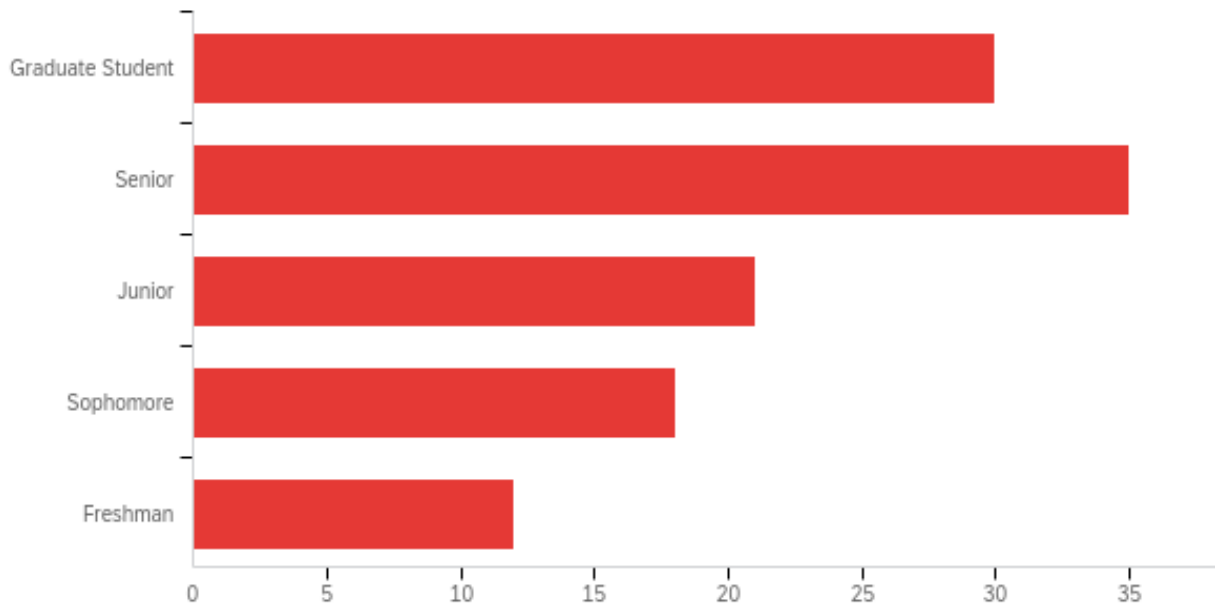
Office of Career Education's Survey Results

Assessment Day 2021

Office of Career Education-2021

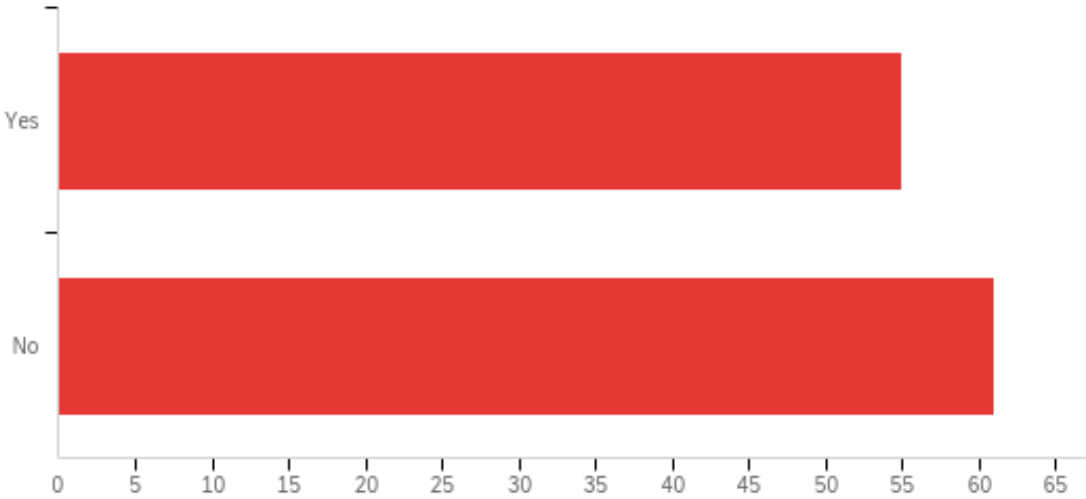
April 19th 2021, 1:32 pm MDT

Q1 - Current classification



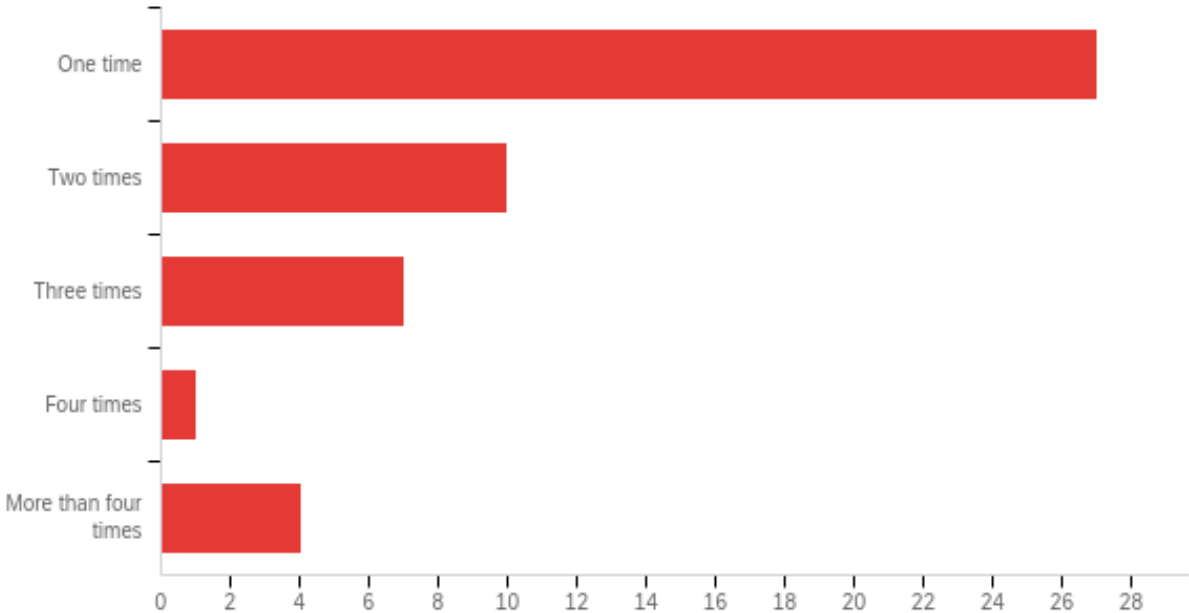
#	Answer	%	Count
1	Graduate Student	25.86%	30
2	Senior	30.17%	35
3	Junior	18.10%	21
4	Sophomore	15.52%	18
5	Freshman	10.34%	12
	Total	100%	116

Q2 - Have you used the Office of Career Education (includes Student Resource Center and/or Career Services Center) at Marshall University?



#	Answer	%	Count
1	Yes	47.41%	55
2	No	52.59%	61
	Total	100%	116

Q3 - If you have used the Office of Career Education, have many times have you used it so far during the 2018-2019 academic year?



#	Answer	%	Count
1	One time	55.10%	27
2	Two times	20.41%	10
3	Three times	14.29%	7
4	Four times	2.04%	1
5	More than four times	8.16%	4
	Total	100%	49

Q4 - How did you find the Office of Career Education? (Check all that apply)

#	Answer	%	Count
1	During Week of Welcome (WOW)	20.69%	24
2	In my UNI 100 Freshman First Class Online Course	13.79%	16
3	Someone from Career Education presented in one of my courses	14.66%	17
4	An article in the Parthenon	0.00%	0
5	An article in the Herald-Dispatch	0.00%	0
6	An advertisement on a Marshall University TV display	0.00%	0
7	A friend	5.17%	6
8	My advisor, faculty member or other University staff member	12.07%	14
9	A personal announcement in MyMU	3.45%	4
10	Facebook	4.31%	5
11	Twitter	1.72%	2
12	Instagram	2.59%	3
13	Orientation	6.90%	8
14	Preview Day	0.00%	0
15	Green and White Day	2.59%	3
16	Website	6.03%	7
17	My RA, RD, or other Housing and Residence Life staff	3.45%	4
18	Other (please specify)	2.59%	3
	Total	100%	116

Q4_18_TEXT - Other (please specify)

FYS 100

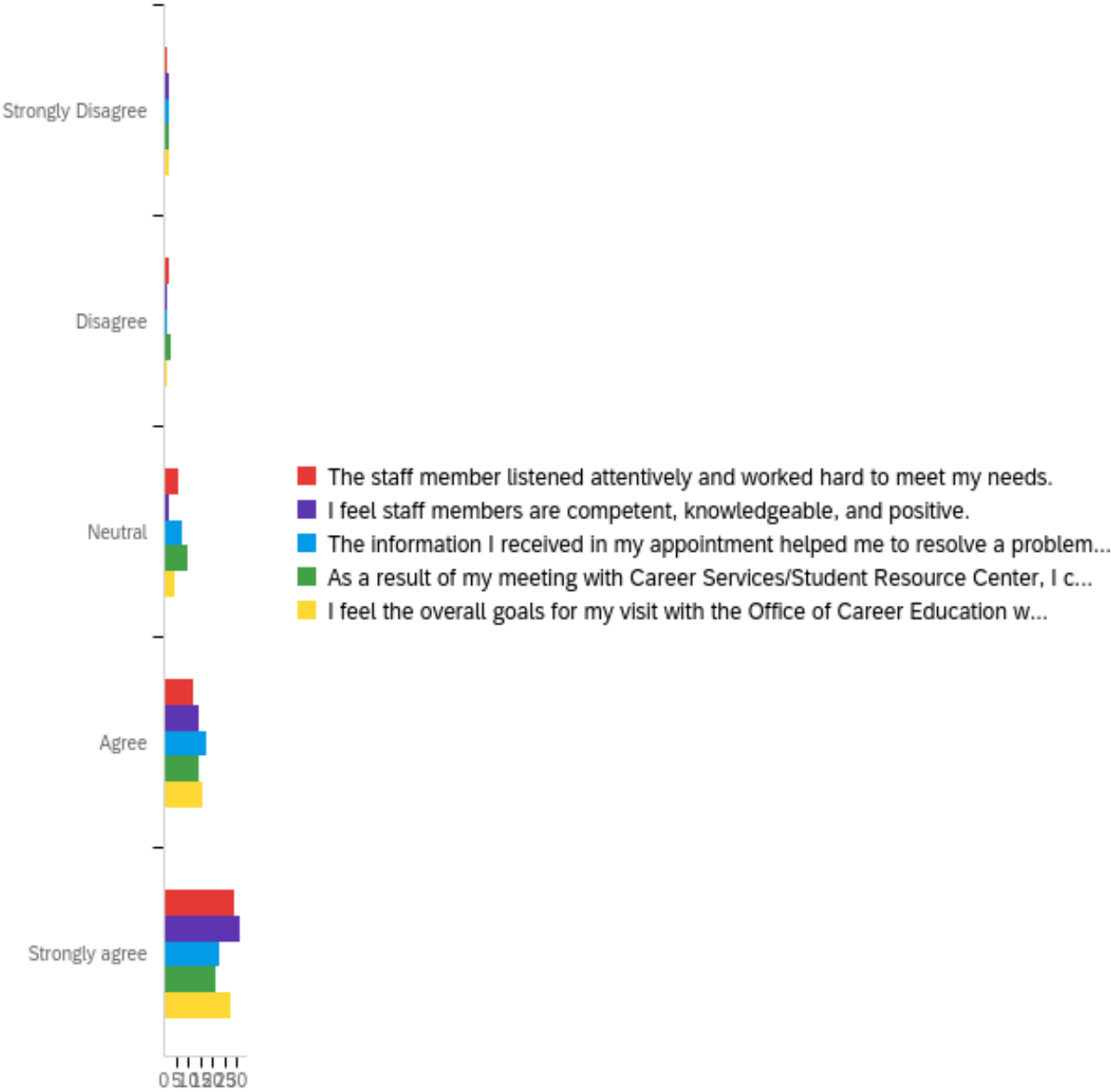
Through my UNI 400 Graduate School Prep course

my mom works there

Q5 - Why have you used the Office of Career Education? Please check all that apply.

#	Answer	%	Count
1	Career Planning	17.91%	24
2	Class Requirement	11.94%	16
3	Internship	0.75%	1
4	Job Search (full-time, part-time, summer)	4.48%	6
5	Resume/Cover Letter Review	17.91%	24
6	Career Exploration Experience (Job Shadow/Information Review)	0.75%	1
7	LinkedIn	5.22%	7
8	Networking	0.75%	1
9	Focus 2 (took an assessment)	6.72%	9
10	Graduate/Professional School (personal preparation preparation)	2.99%	4
11	General questions about services/resources	11.19%	15
12	Parents wanted me to come in	2.99%	4
13	Faculty/Staff member wanted me to come in	0.00%	0
14	Mock Interview	5.97%	8
15	Etiquette Dinner	4.48%	6
16	Educator Expo	0.00%	0
17	JCPenney Suit-Up Event	2.24%	3
18	Career Expo	3.73%	5
	Total	100%	134

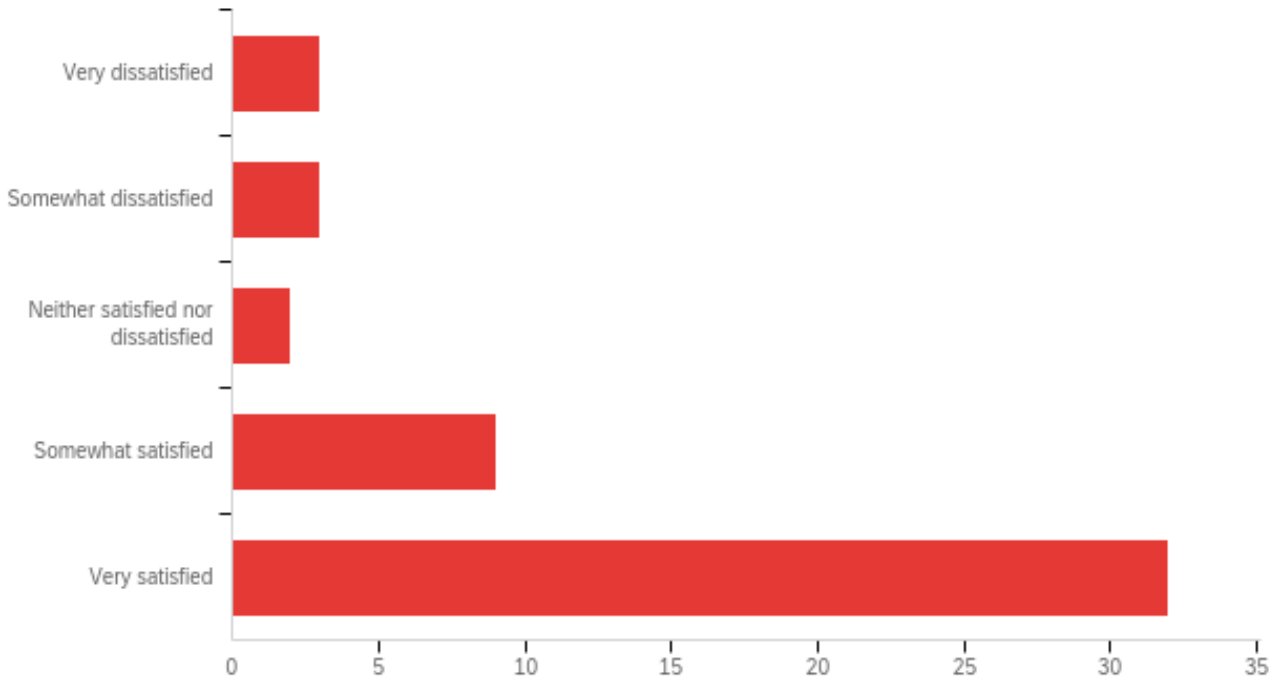
Q6 - Please indicate your level of agreement with each of the statements about the Student Resource Center (SRC) below. A space for comments will be available at the end of the survey.



#	Question	Strongly Disagree		Disagree		Neutral		Agree		Strongly agree		Total
1	The staff member listened attentively and worked hard to meet my needs.	2.00%	1	4.00%	2	12.00%	6	24.00%	12	58.00%	29	50
2	I feel staff members are competent, knowledgeable, and positive.	4.00%	2	2.00%	1	4.00%	2	28.00%	14	62.00%	31	50
3	The information I received in my appointment helped me to resolve a problem or situation.	4.00%	2	2.00%	1	14.00%	7	34.00%	17	46.00%	23	50
4	As a result of my meeting with Career Services/Student Resource Center, I can better articulate my career choices and feel more confident to carry out plans regarding the future.	4.00%	2	6.00%	3	20.00%	10	28.00%	14	42.00%	21	50
5	I feel the overall goals for my visit with the Office of Career Education were met.	4.00%	2	2.00%	1	8.00%	4	32.00%	16	54.00%	27	50

Q7 - Please indicate your level of satisfaction with the statement below.

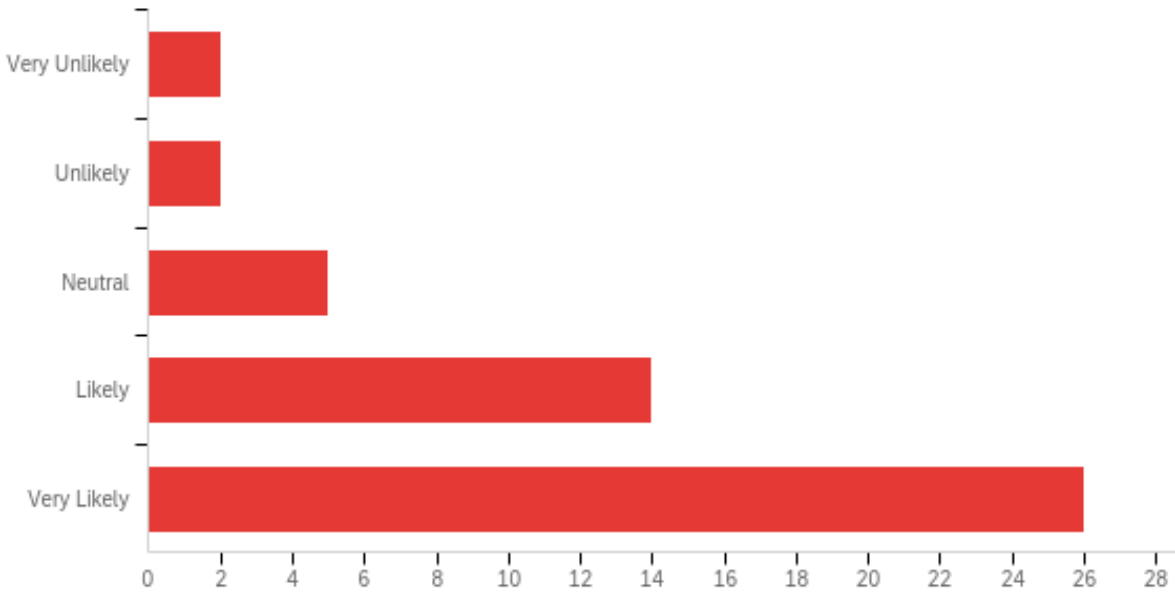
“Overall, how satisfied are you with the Office of Career Education?”



#	Answer	%	Count
1	Very dissatisfied	6.12%	3
2	Somewhat dissatisfied	6.12%	3
3	Neither satisfied nor dissatisfied	4.08%	2
4	Somewhat satisfied	18.37%	9
5	Very satisfied	65.31%	32
	Total	100%	49

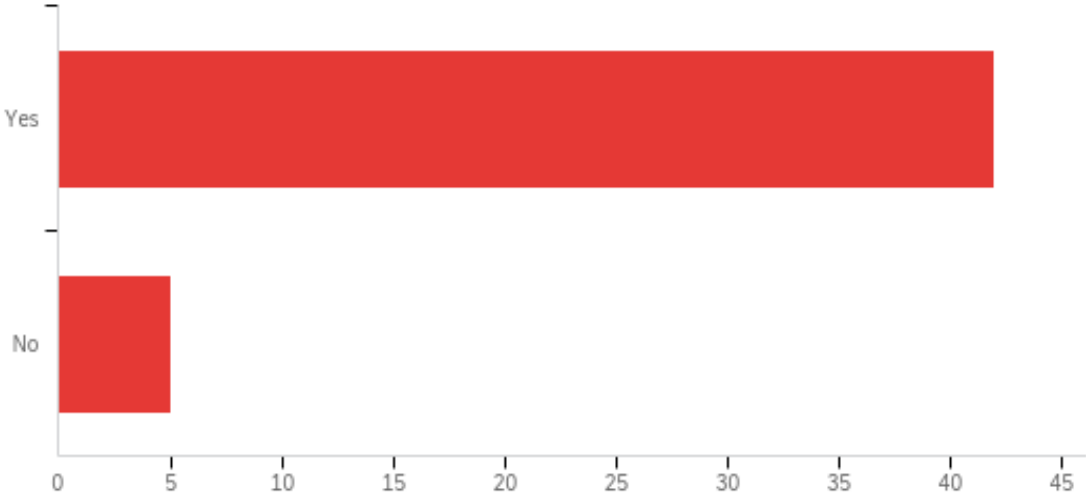
Q8 - Please indicate your response to the question below.

“How likely are you to recommend this service to a friend?”



#	Answer	%	Count
1	Very Unlikely	4.08%	2
2	Unlikely	4.08%	2
3	Neutral	10.20%	5
4	Likely	28.57%	14
5	Very Likely	53.06%	26
	Total	100%	49

Q9 - Do you think having an appointment with the Office of Career Education as a required visit before you graduate is important?

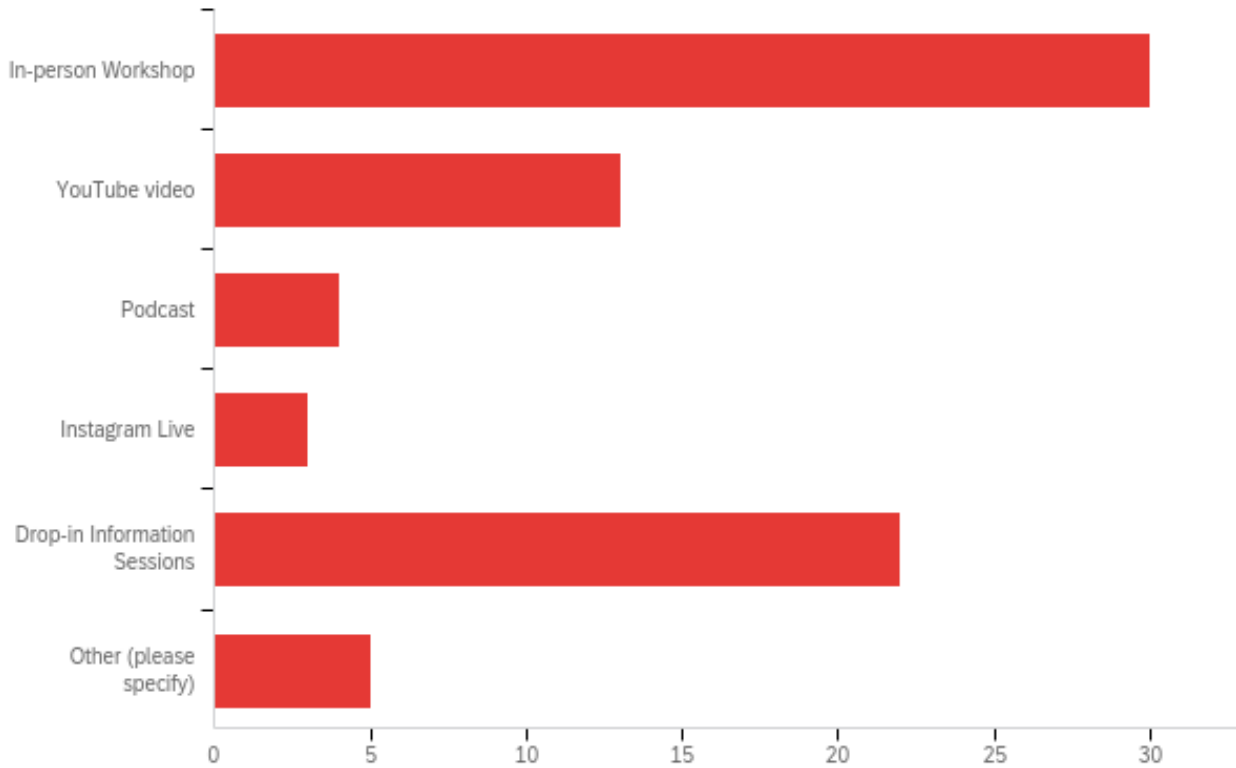


#	Answer	%	Count
1	Yes	89.36%	42
2	No	10.64%	5
	Total	100%	47

Q10 - What career-related topics would you like to learn more about in the future?

All suggested topics were shared with the Office of Career Education

Q11 - What are your preferred methods of getting information? (click all that apply)



#	Answer	%	Count
1	In-person Workshop	38.96%	30
2	YouTube video	16.88%	13
3	Podcast	5.19%	4
4	Instagram Live	3.90%	3
5	Drop-in Information Sessions	28.57%	22
6	Other (please specify)	6.49%	5
	Total	100%	77

Four “other” respondents specified email as their preference.