

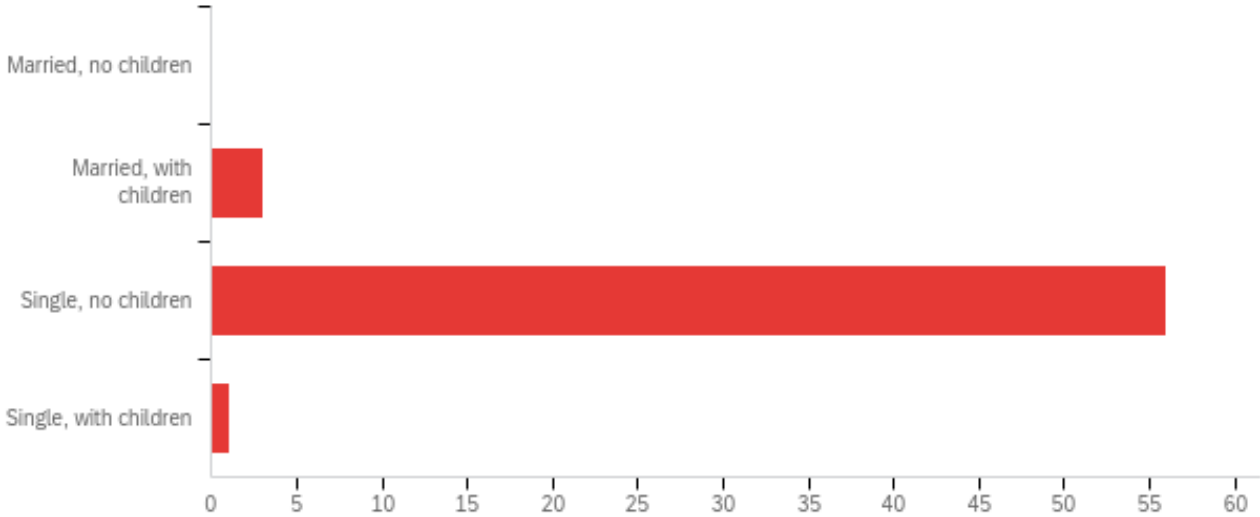


Marshall University Graduation Survey Report  
*College of Liberal Arts*  
*Academic Year 2019 – 2020*

**Q1 - Please indicate your level of satisfaction with these elements of your experience in the College of Liberal Arts.**

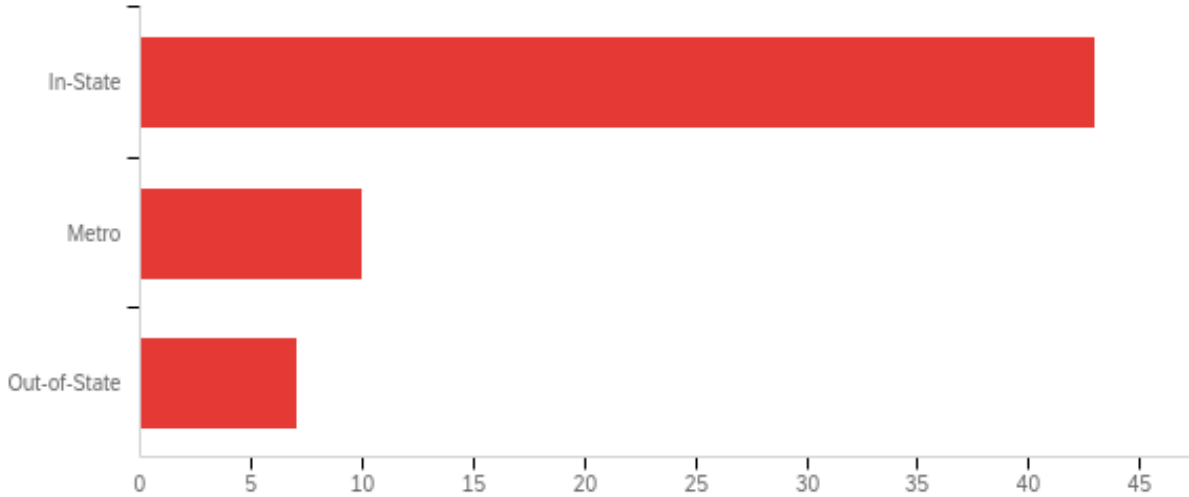
#	Question	Satisfied		Neutral		Dissatisfied		Total
1	Mandatory advising policy	62.30%	38	31.15%	19	6.56%	4	61
2	Senior Evaluation	83.61%	51	13.11%	8	3.28%	2	61
3	General (Core) Education Requirements	42.62%	26	36.07%	22	21.31%	13	61
4	Availability/accessibility of COLA staff and faculty	81.97%	50	13.11%	8	4.92%	3	61
5	Policies clearly explained in the catalog	62.30%	38	32.79%	20	4.92%	3	61
6	Student kept adequately informed of academic progress	72.13%	44	19.67%	12	8.20%	5	61
7	Courses offered in sufficient numbers/frequency to meet student needs	50.82%	31	29.51%	18	19.67%	12	61
8	Sufficient summer school offerings	45.90%	28	47.54%	29	6.56%	4	61
9	Transfer credits from other colleges (within the university and also from other colleges to this college)	49.18%	30	45.90%	28	4.92%	3	61
10	Quality of department/faculty advising	81.97%	50	9.84%	6	8.20%	5	61
11	Availability of faculty for appointments	88.52%	54	9.84%	6	1.64%	1	61
12	Development of critical thinking skills encouraged by college/department	90.16%	55	9.84%	6	0.00%	0	61
13	Quality of program/courses in my major	83.61%	51	11.48%	7	4.92%	3	61
14	Development of writing skills enhanced	90.00%	54	8.33%	5	1.67%	1	60

## Q2 - Family Status



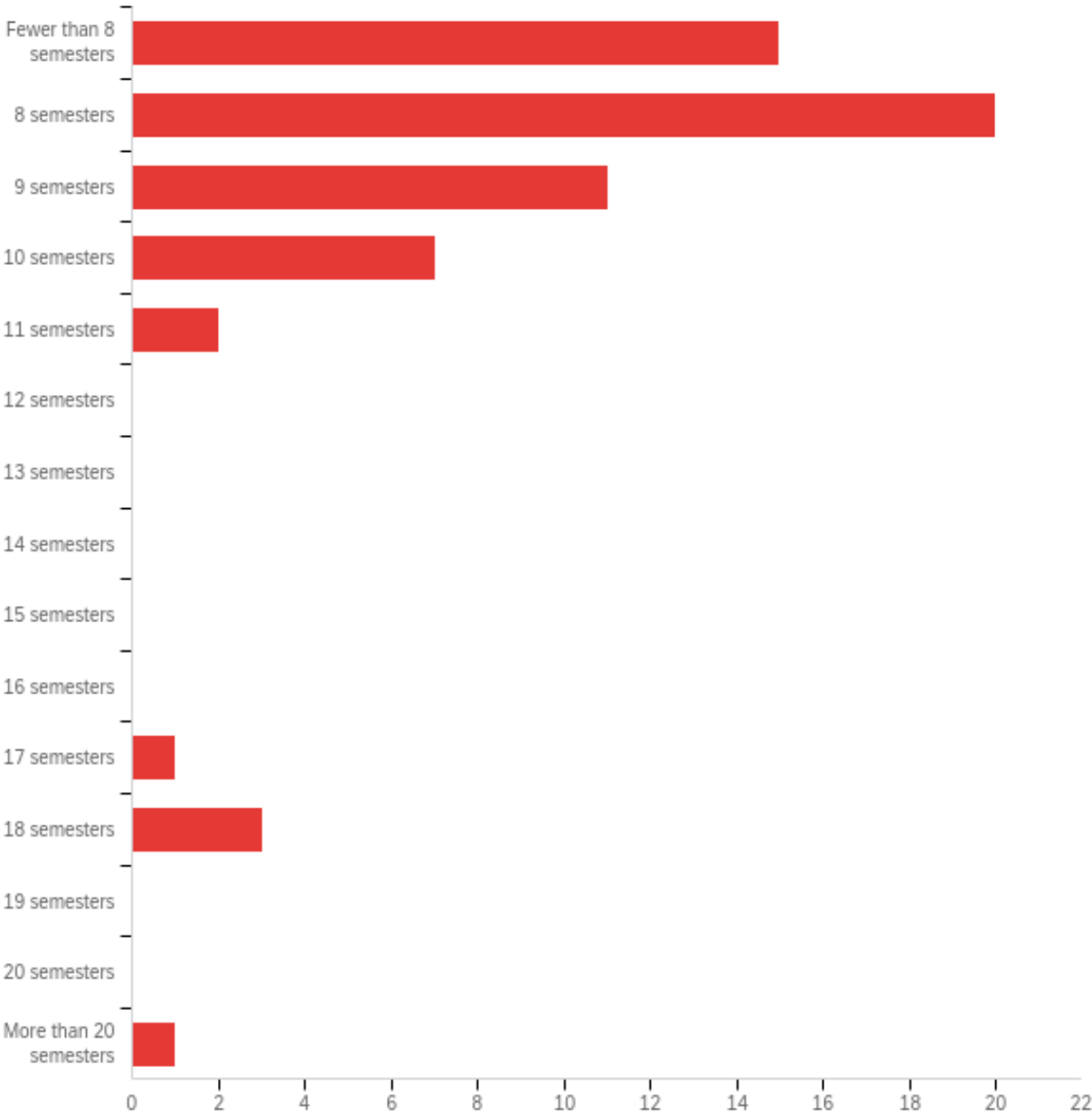
#	Answer	%	Count
1	Married, no children	0.00%	0
2	Married, with children	5.00%	3
3	Single, no children	93.33%	56
4	Single, with children	1.67%	1
	Total	100%	60

**Q3 - Residence at time of admission**



#	Answer	%	Count
1	In-State	71.67%	43
2	Metro	16.67%	10
3	Out-of-State	11.67%	7
	Total	100%	60

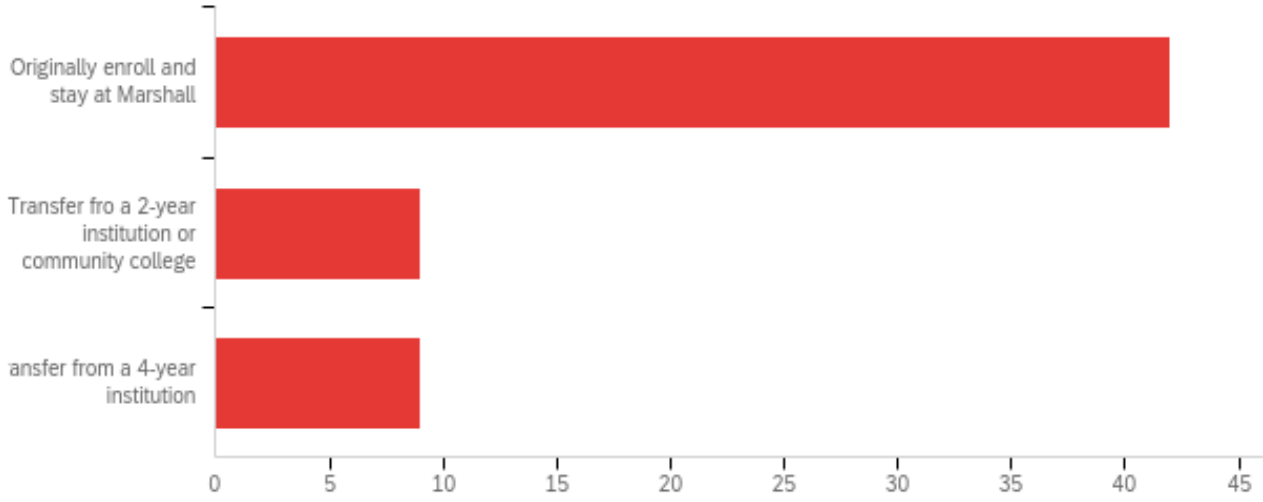
**Q4 - Number of semesters enrolled to compete your degree (Note: One semester is equal to fall, spring, or summer, resulting in the potential of three semesters in one year).**



#	Answer	%	Count
1	Fewer than 8 semesters	25.00%	15
2	8 semesters	33.33%	20
3	9 semesters	18.33%	11
4	10 semesters	11.67%	7

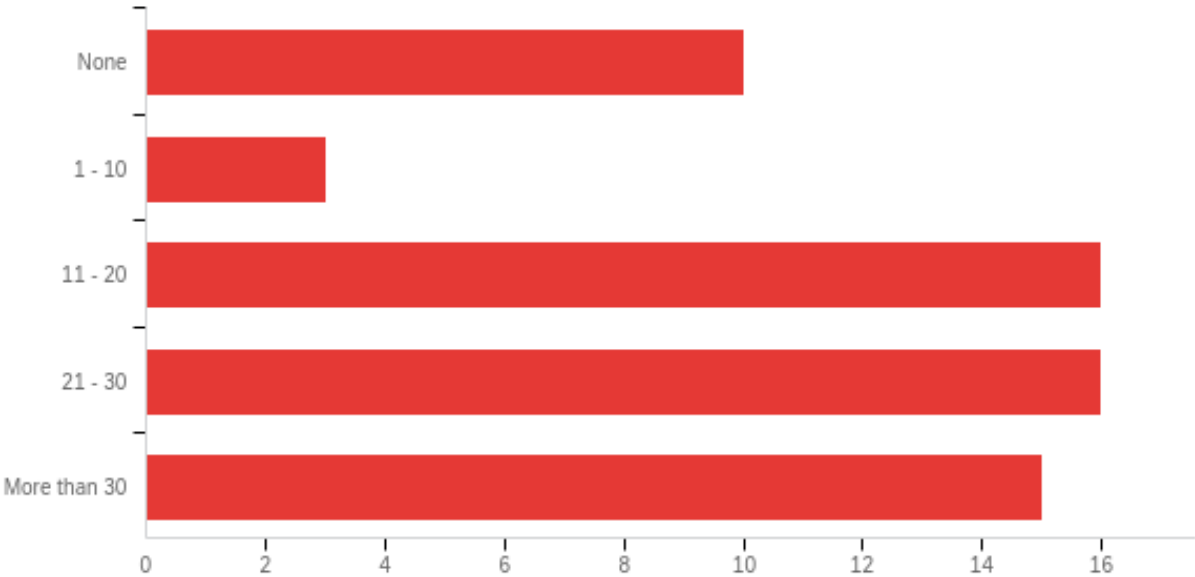
5	11 semesters	3.33%	2
6	12 semesters	0.00%	0
7	13 semesters	0.00%	0
8	14 semesters	0.00%	0
9	15 semesters	0.00%	0
10	16 semesters	0.00%	0
11	17 semesters	1.67%	1
12	18 semesters	5.00%	3
13	19 semesters	0.00%	0
14	20 semesters	0.00%	0
15	More than 20 semesters	1.67%	1
	Total	100%	60

**Q5 - While pursuing your degree, did you**



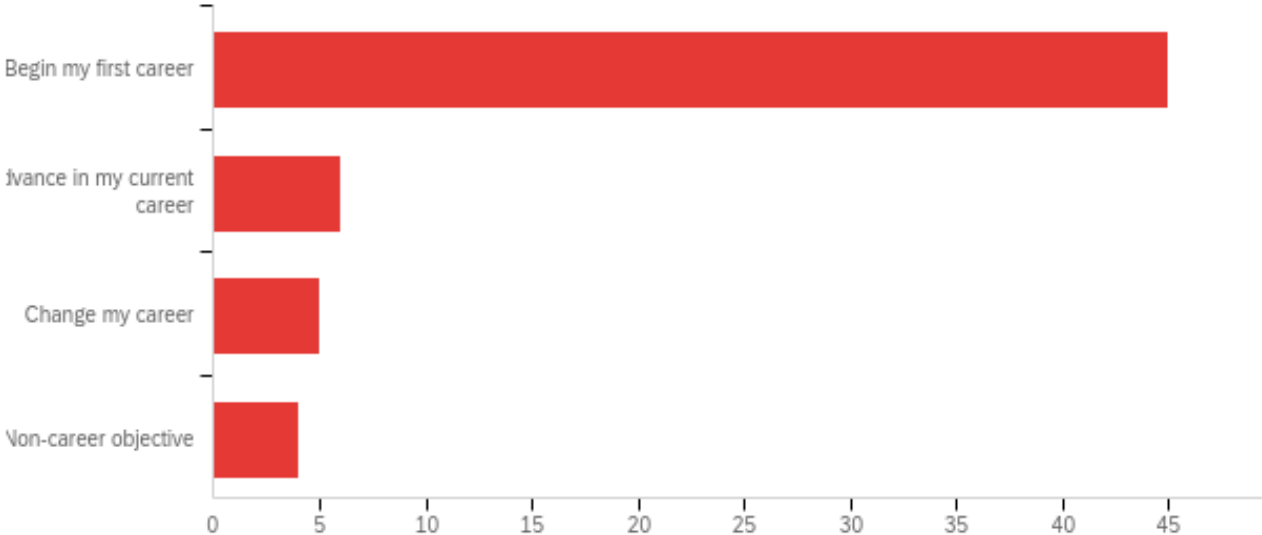
#	Answer	%	Count
1	Originally enroll and stay at Marshall	70.00%	42
2	Transfer from a 2-year institution or community college	15.00%	9
3	Transfer from a 4-year institution	15.00%	9
	Total	100%	60

**Q6 - During the last year of your studies, how many hours a week did you work while attending classes?**



#	Answer	%	Count
1	None	16.67%	10
2	1 - 10	5.00%	3
3	11 - 20	26.67%	16
4	21 - 30	26.67%	16
5	More than 30	25.00%	15
	Total	100%	60

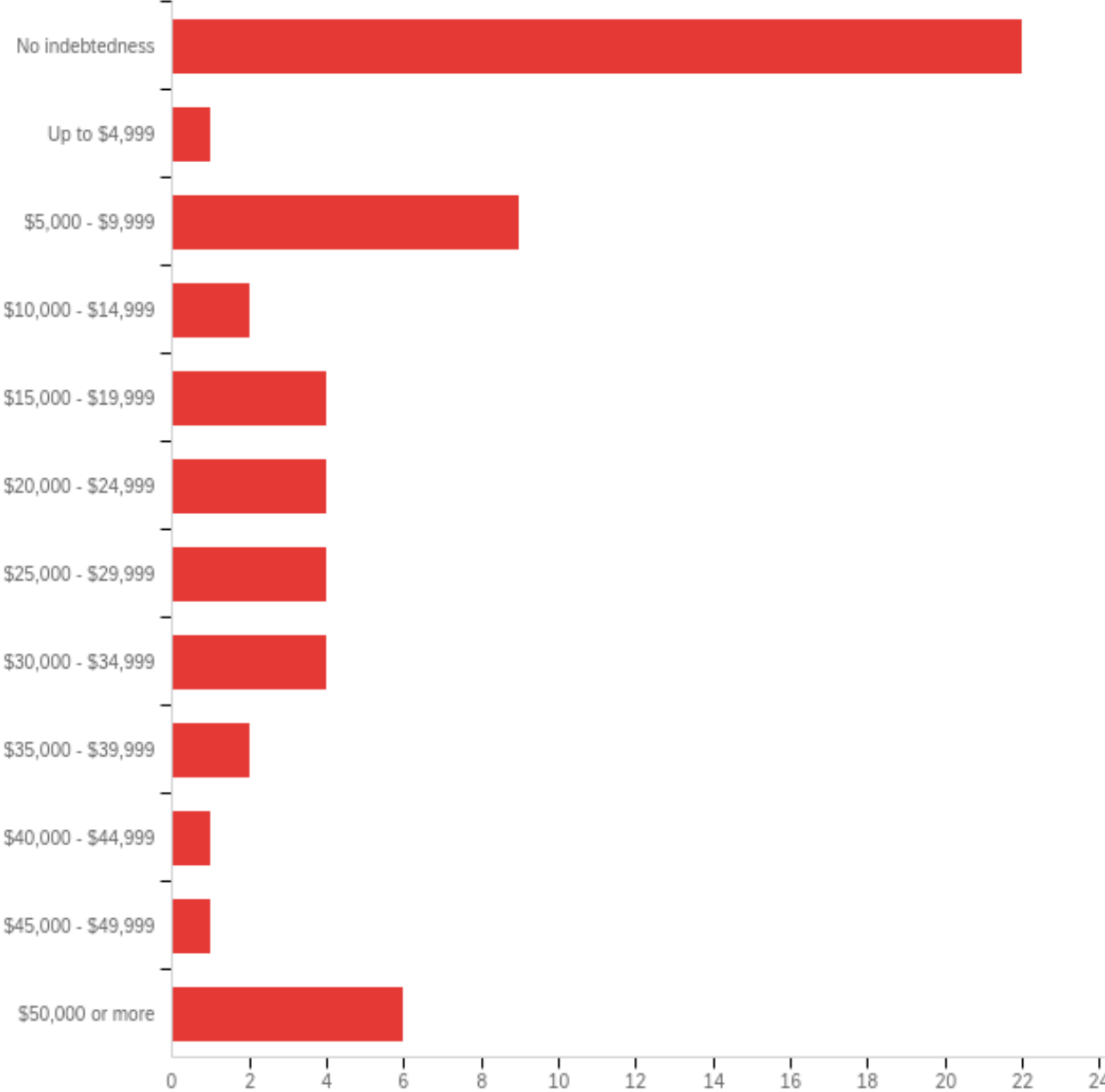
**Q7 - Which of the following best describes your educational objective while attending Marshall University?**



#	Answer	%	Count
1	Begin my first career	75.00%	45
2	Advance in my current career	10.00%	6
3	Change my career	8.33%	5
4	Non-career objective	6.67%	4
	Total	100%	60



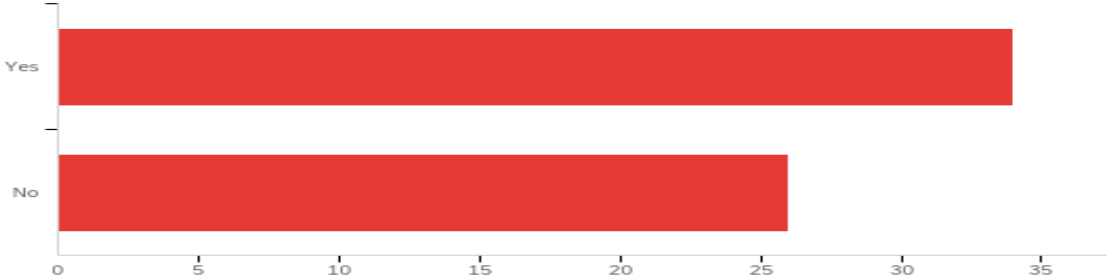
**Q8 - Upon graduation, what was the dollar amount of your educational loan indebtedness?**



#	Answer	%	Count
1	No indebtedness	36.67%	22
2	Up to \$4,999	1.67%	1
3	\$5,000 - \$9,999	15.00%	9
4	\$10,000 - \$14,999	3.33%	2
5	\$15,000 - \$19,999	6.67%	4

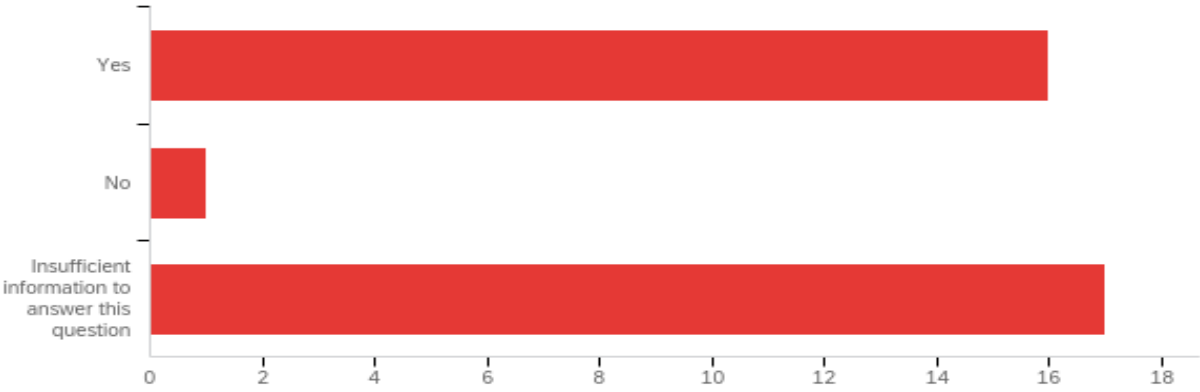
6	\$20,000 - \$24,999	6.67%	4
7	\$25,000 - \$29,999	6.67%	4
8	\$30,000 - \$34,999	6.67%	4
9	\$35,000 - \$39,999	3.33%	2
10	\$40,000 - \$44,999	1.67%	1
11	\$45,000 - \$49,999	1.67%	1
12	\$50,000 or more	10.00%	6
	Total	100%	60

**Q9 - Did you take part in an internship, practicum or other structured work experience related to your major and anticipated career?**



#	Answer	%	Count
1	Yes	56.67%	34
2	No	43.33%	26
	Total	100%	60

**Q10 - If you answered "yes" to the previous question, did that experience increase your ability to secure employment or employment offers?**



#	Answer	%	Count
1	Yes	47.06%	16
2	No	2.94%	1
3	Insufficient information to answer this question	50.00%	17
	Total	100%	34

## Q11 - While pursuing my degree at Marshall University

#	Question	Agree		Neutral		Disagree		Total
1	I developed the ability to write effectively.	93.33%	56	6.67%	4	0.00%	0	60
2	I used numerical information to explore real world problems.	66.67%	40	25.00%	15	8.33%	5	60
3	I learned to find scholarly information, to evaluate it critically and to use it effectively.	95.00%	57	1.67%	1	3.33%	2	60
4	I gained expertise in the use of technology important in my major field.	68.33%	41	15.00%	9	16.67%	10	60
5	I acquired sufficient skills and knowledge to prepare for career-related positions.	70.00%	42	25.00%	15	5.00%	3	60
6	I developed the ability to express myself effectively through speaking.	85.00%	51	13.33%	8	1.67%	1	60
7	I developed multicultural and global perspectives.	90.00%	54	8.33%	5	1.67%	1	60
8	Writing intensive courses helped me to improve my writing skills.	83.33%	50	8.33%	5	8.33%	5	60
9	My classes challenged me to analyze and evaluate issues and to solve real-world problems in a manner that is ethical and supportive of our civic well-being.	91.67%	55	5.00%	3	3.33%	2	60
10	I broadened my appreciation of the arts.	81.67%	49	15.00%	9	3.33%	2	60
11	My capstone course challenged me to do my best work.	88.33%	53	3.33%	2	8.33%	5	60
12	I learned to examine issues from multiple perspectives.	94.92%	56	5.08%	3	0.00%	0	59
13	I learned to use what i know to solve novel problems.	90.00%	54	8.33%	5	1.67%	1	60
14	I learned to analyze my own values and to examine other viewpoints and credible evidence.	94.92%	56	5.08%	3	0.00%	0	59
15	I determined how to improve my own learning and to engage in lifelong learning.	93.22%	55	6.78%	4	0.00%	0	59
16	I used knowledge from more than one area of study to explore issues or to solve problems.	98.31%	58	1.69%	1	0.00%	0	59
17	Writing Intensive courses enhanced my learning experience.	71.19%	42	18.64%	11	10.17%	6	59

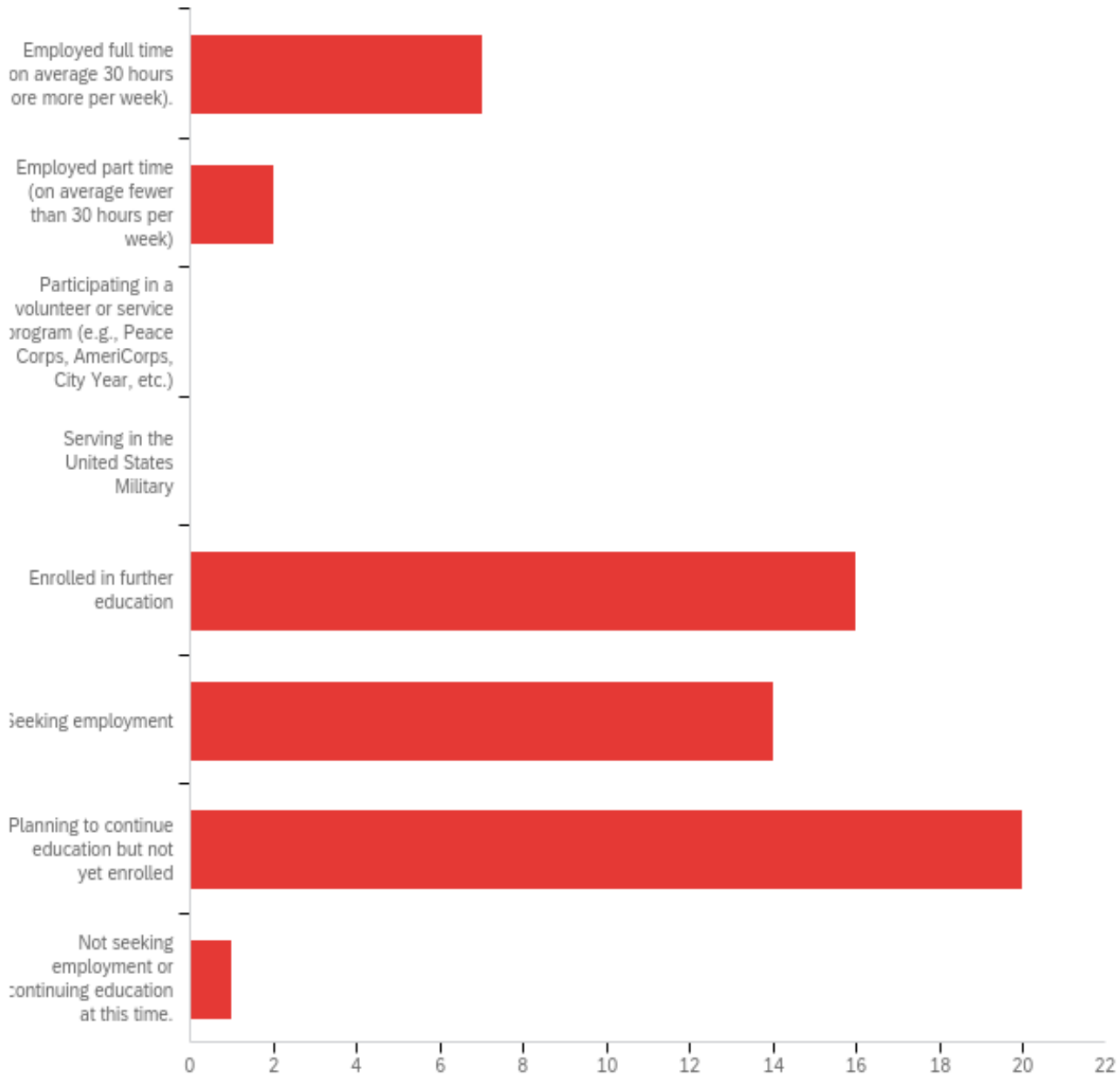
**Q12 - Now that I have completed my degree,**

#	Question	Agree		Neutral		Disagree		Total
1	I feel adequately prepared for a career and/or graduate or professional study in my major field.	68.33%	41	23.33%	14	8.33%	5	60
2	I believe that Marshall University's program in my major field is of high quality.	80.00%	48	16.67%	10	3.33%	2	60
3	I would recommend to others that they study the same program at Marshall.	83.33%	50	11.67%	7	5.00%	3	60
4	I would recommend Marshall to prospective students.	83.33%	50	13.33%	8	3.33%	2	60

**Q13 - Please rate your level of satisfaction with the quality of the following at Marshall:**

#	Question	Satisfied		Neutral		Dissatisfied		Total
1	Teaching	91.67%	55	8.33%	5	0.00%	0	60
2	Advising	68.33%	41	26.67%	16	5.00%	3	60
3	Academic Support Services	73.33%	44	20.00%	12	6.67%	4	60
4	Classroom/Lab Facilities	56.67%	34	35.00%	21	8.33%	5	60

**Q14 - Which of the following will BEST describe your status after graduation. Please select only ONE of the following categories.**



#	Answer	%	Count
1	Employed full time (on average 30 hours or more per week).	11.67%	7
2	Employed part time (on average fewer than 30 hours per week)	3.33%	2
3	Participating in a volunteer or service program (e.g., Peace Corps, AmeriCorps, City Year, etc.)	0.00%	0
4	Serving in the United States Military	0.00%	0
5	Enrolled in further education	26.67%	16

6	Seeking employment	23.33%	14
7	Planning to continue education but not yet enrolled	33.33%	20
8	Not seeking employment or continuing education at this time.	1.67%	1
	Total	100%	60

**Q15 - Please provide the name of your employer AND your employer's location (e.g., city, state or country if outside the United States).**

Cabell County Schools

Unlimited Possibilities, Inc.

Autism Services Center Huntington, WV

No

Chase Bank; Huntington, WV

Starlight Behavior Health Huntington, WV

Benchmark Associates, Inc.

**Q16 - If employed, please provide your job title.**

Spanish teacher

Person Centered Staff Support

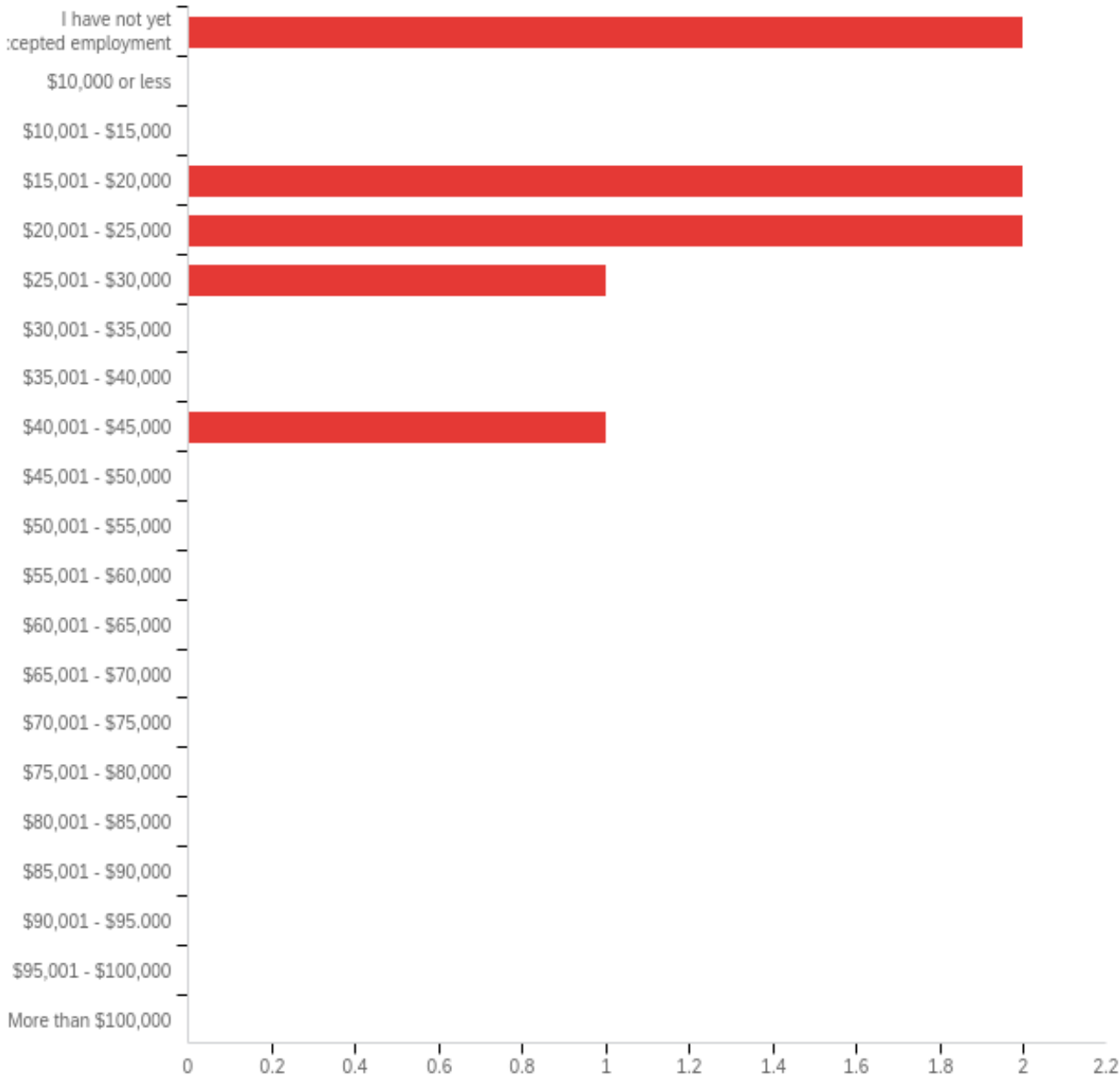
Direct Care Staff

Banker

Direct Care Staff

Land Survey Crew Chief

**Q17 - If employed, what is your annual base salary in U. S. dollars? (Please choose the appropriate range).**



#	Answer	%	Count
1	I have not yet accepted employment	25.00%	2
2	\$10,000 or less	0.00%	0
3	\$10,001 - \$15,000	0.00%	0
4	\$15,001 - \$20,000	25.00%	2
5	\$20,001 - \$25,000	25.00%	2



6	\$25,001 - \$30,000	12.50%	1
7	\$30,001 - \$35,000	0.00%	0
8	\$35,001 - \$40,000	0.00%	0
9	\$40,001 - \$45,000	12.50%	1
10	\$45,001 - \$50,000	0.00%	0
11	\$50,001 - \$55,000	0.00%	0
12	\$55,001 - \$60,000	0.00%	0
13	\$60,001 - \$65,000	0.00%	0
14	\$65,001 - \$70,000	0.00%	0
15	\$70,001 - \$75,000	0.00%	0
16	\$75,001 - \$80,000	0.00%	0
17	\$80,001 - \$85,000	0.00%	0
18	\$85,001 - \$90,000	0.00%	0
19	\$90,001 - \$95,000	0.00%	0
20	\$95,001 - \$100,000	0.00%	0
21	More than \$100,000	0.00%	0
	Total	100%	8

**Q18 - Guaranteed first-year bonus amount in U. S. dollars, if you are receiving one.**

No responses to this item.

**Q19 - Please provide the name of the service organization as well as assignment city and state (or country if outside the U. S.).**

No responses to this item

**Q20 - What is your role or title within the Service Organization?**

No responses to this item.

**Q21 - Please choose your military service branch and provide your rank in the text box next to the service branch you select.**

No responses to this item.

**Q22 - Please provide the name of the higher education institution and location (city, state, country [if outside U.S.]) you plan to attend.**

University of Cincinnati

---

Northern Kentucky University Chase College of Law

---

Marshall University Huntington WV

---

Florida Institute of Technology Melbourne, Florida

---

Marshall University, Huntington WV

---

Ohio University, Athens, Ohio

---

Marshall University. Huntington, WV, US.

---

Marshall University Huntington, WV

---

Still pending

---

The University of Louisville Brandeis School of Law

---

Marshall University

---

Princeton Theological Seminary Princeton, NJ

---

Marshall University

---

WVU Law School.

---

University of Kentucky- Lexington, KY

---

Marshall University Huntington, WV

**Q23 - What program of study will you pursue?**

Law

---

Law

---

Psychology

---

Applied behavioral analysis + organizational behavioral management

---

Ed.S School Psychology

---

Psychological Sciences

---

School counseling

---

Communication Studies M.A.

---

Law

---

Law

---

Doctor of Psychology

---

Religious Studies, Philosophy of Religion

---

School Psychology

---

Law

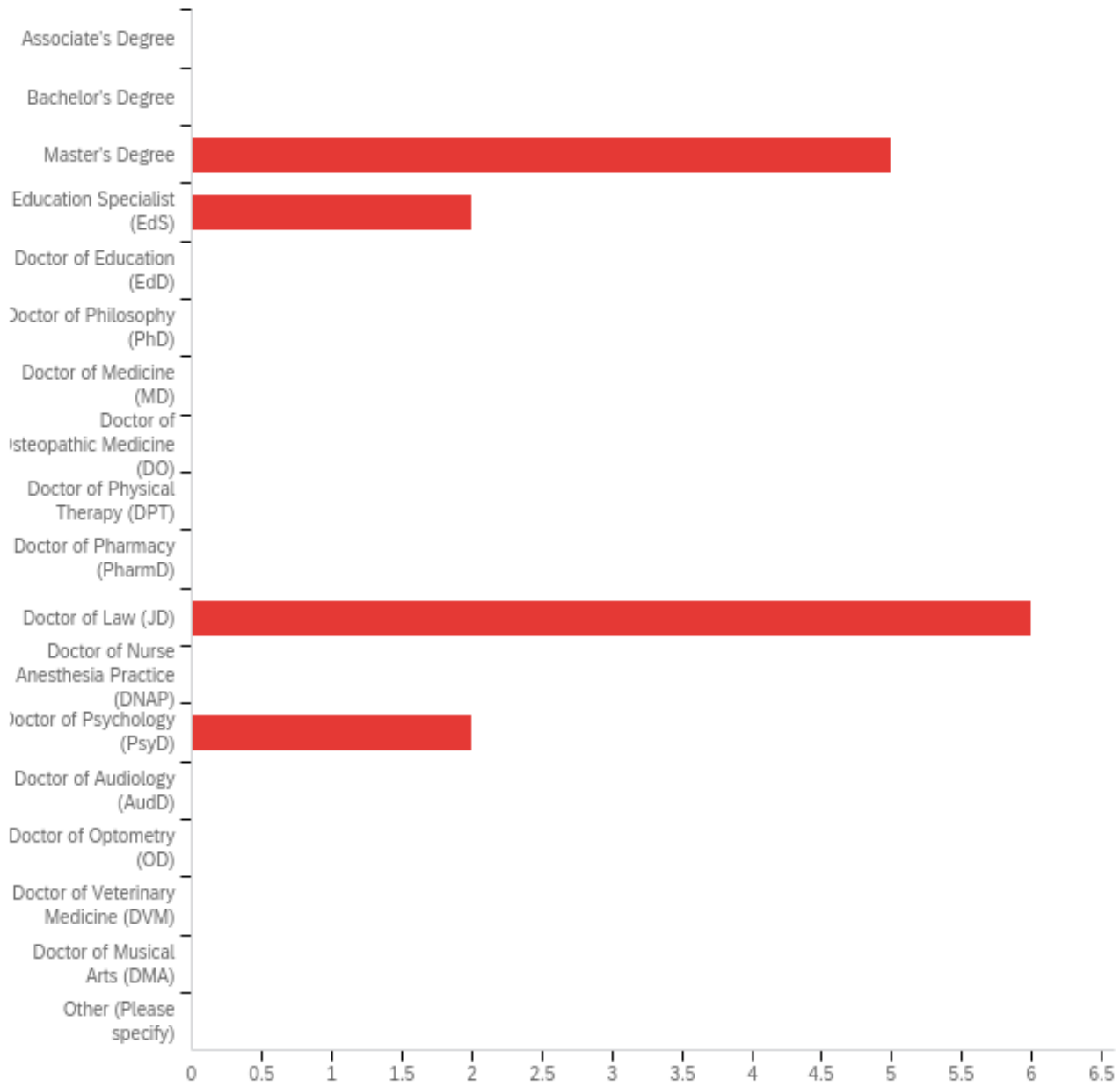
---

Law

---

English, M.A.

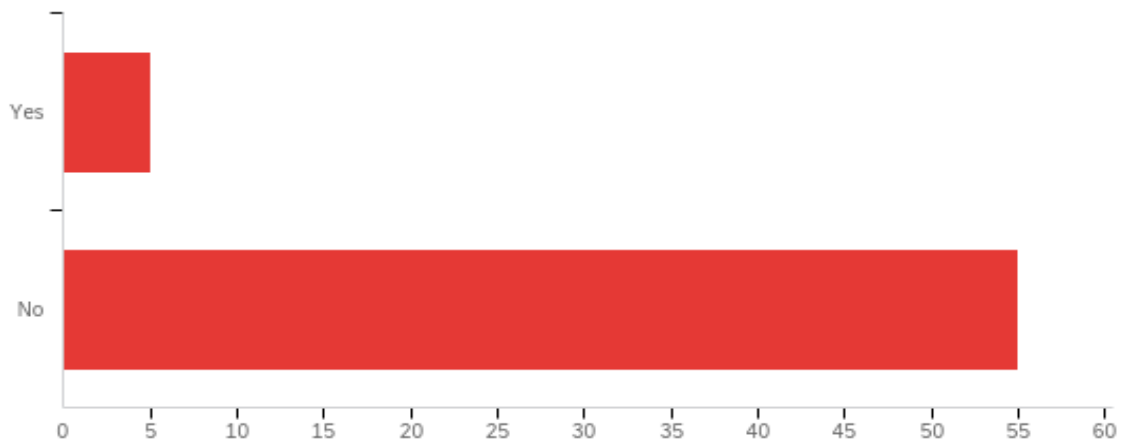
## Q24 - What degree will you pursue at this institution?



#	Answer	%	Count
1	Associate's Degree	0.00%	0
2	Bachelor's Degree	0.00%	0
3	Master's Degree	33.33%	5
4	Education Specialist (EdS)	13.33%	2
5	Doctor of Education (EdD)	0.00%	0
6	Doctor of Philosophy (PhD)	0.00%	0

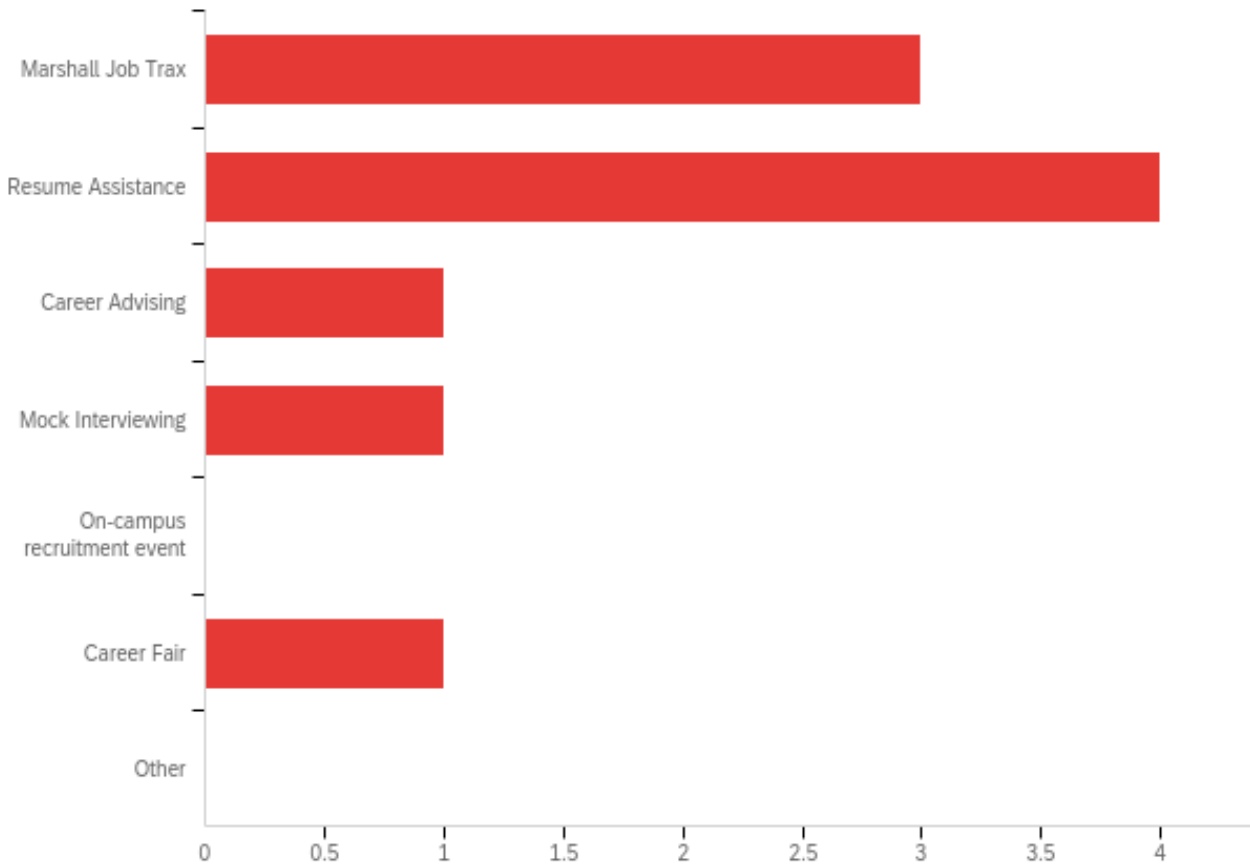
7	Doctor of Medicine (MD)	0.00%	0
8	Doctor of Osteopathic Medicine (DO)	0.00%	0
9	Doctor of Physical Therapy (DPT)	0.00%	0
10	Doctor of Pharmacy (PharmD)	0.00%	0
11	Doctor of Law (JD)	40.00%	6
12	Doctor of Nurse Anesthesia Practice (DNAP)	0.00%	0
13	Doctor of Psychology (PsyD)	13.33%	2
14	Doctor of Audiology (AudD)	0.00%	0
15	Doctor of Optometry (OD)	0.00%	0
16	Doctor of Veterinary Medicine (DVM)	0.00%	0
17	Doctor of Musical Arts (DMA)	0.00%	0
18	Other (Please specify)	0.00%	0
	Total	100%	15

### Q25 - Did you use Career Services to help you with your career plans?



#	Answer	%	Count
1	Yes	8.33%	5
2	No	91.67%	55
	Total	100%	60

**Q26 - If you answered "yes" to the previous question, please indicate all services used.**



#	Answer	%	Count
1	Marshall Job Trax	30.00%	3
2	Resume Assistance	40.00%	4
3	Career Advising	10.00%	1
4	Mock Interviewing	10.00%	1
5	On-campus recruitment event	0.00%	0
6	Career Fair	10.00%	1
7	Other	0.00%	0
	<b>Total</b>	<b>100%</b>	<b>10</b>