

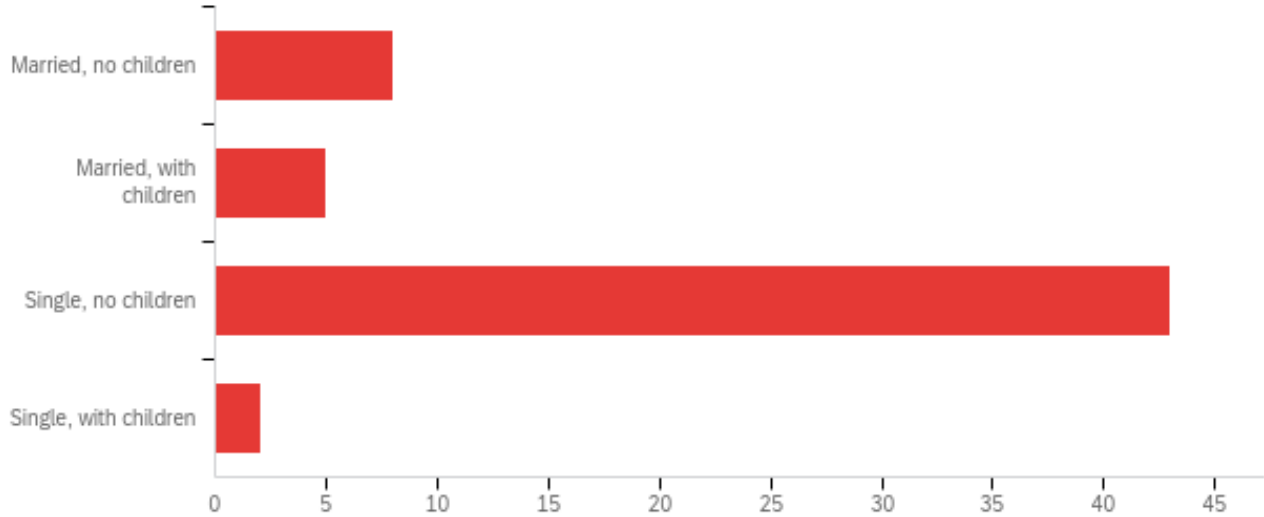


Marshall University Graduation Survey Report
College of Education and Professional Development
Academic Year 2019 – 2020

Q1 - Please indicate your level of satisfaction with these elements of your experience in the College of Education and Professional Development.

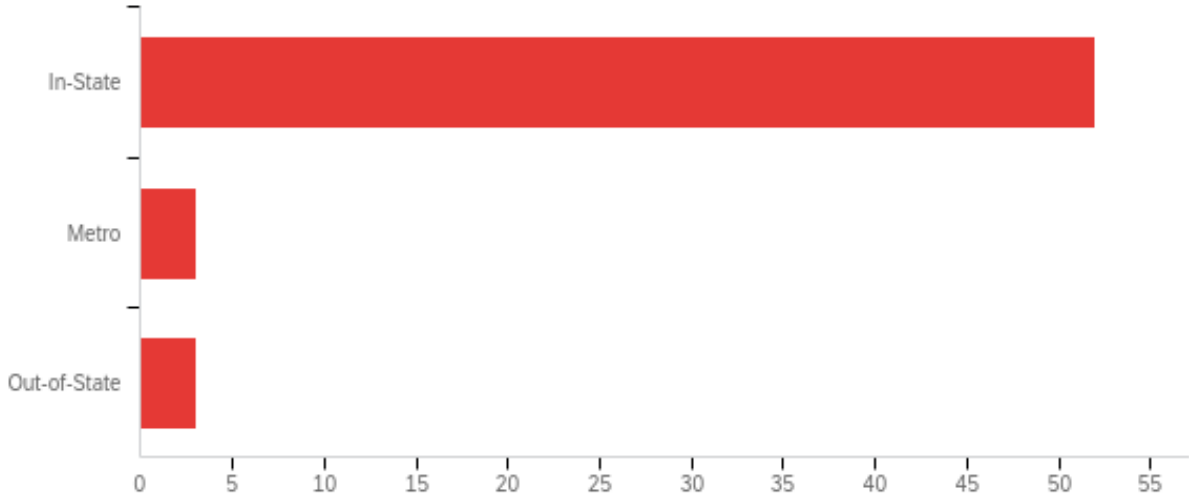
#	Question	Satisfied		Neutral		Dissatisfied		Total
1	Organization and clarity of instruction	84.48%	49	15.52%	9	0.00%	0	58
2	Intellectual challenge of courses	84.48%	49	15.52%	9	0.00%	0	58
3	Preparation for serving diverse populations	70.69%	41	22.41%	13	6.90%	4	58
4	Effective use of critical thinking as a method of teaching	91.23%	52	8.77%	5	0.00%	0	57
5	Effective use of a variety of teaching strategies by MU faculty	96.55%	56	3.45%	2	0.00%	0	58
6	Preparation for use of technology	48.28%	28	44.83%	26	6.90%	4	58
7	Respect for students' abilities and ideas	91.38%	53	6.90%	4	1.72%	1	58
8	Relation between coursework and field experiences	74.14%	43	22.41%	13	3.45%	2	58
9	Value of field experiences	89.66%	52	8.62%	5	1.72%	1	58
10	Delivery of content knowledge by faculty	91.38%	53	6.90%	4	1.72%	1	58
11	Relation between class work and exams	89.66%	52	6.90%	4	3.45%	2	58
12	Role modeling of professional behavior by faculty	89.47%	51	8.77%	5	1.75%	1	57

Q2 - Family Status



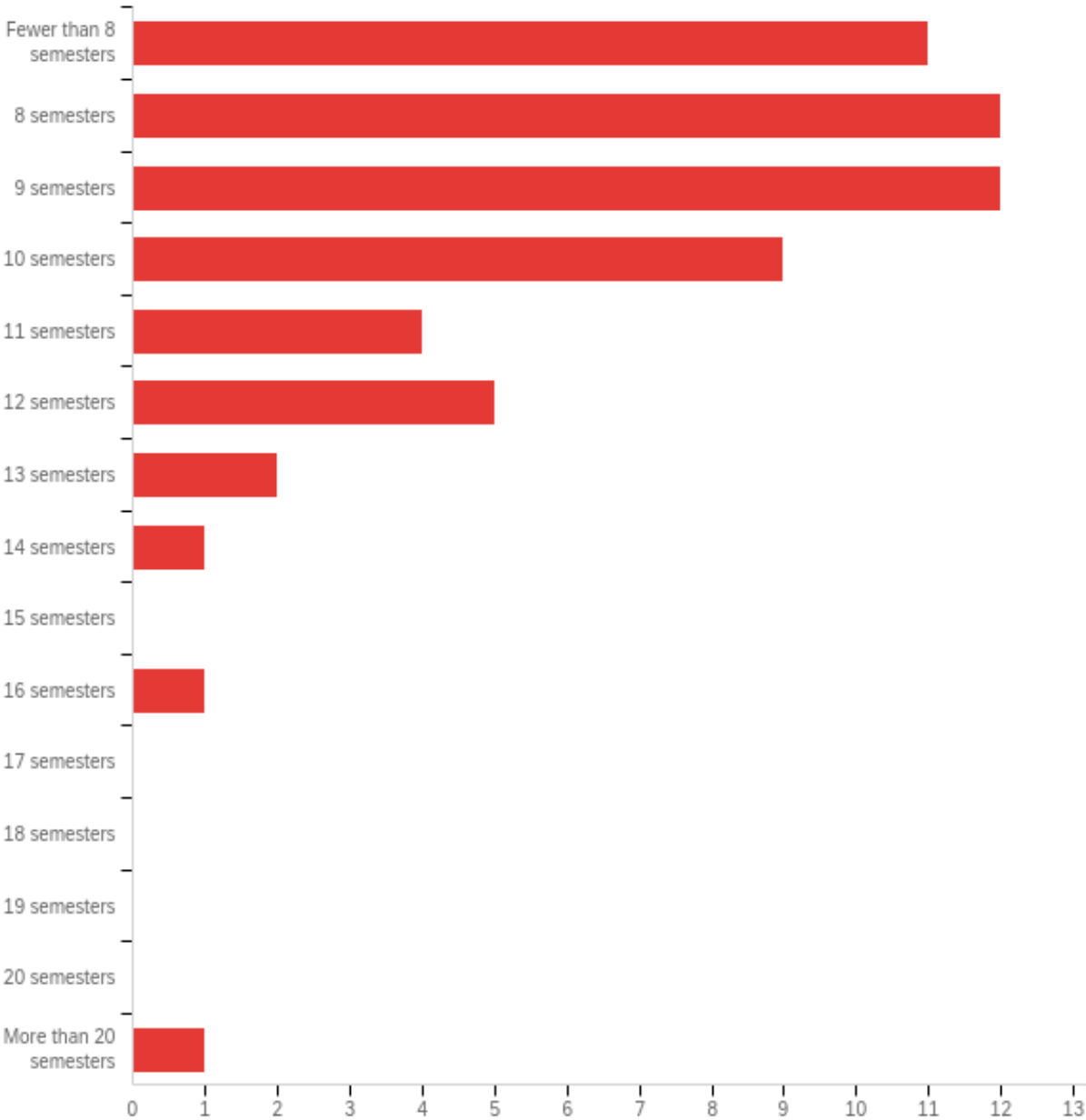
#	Answer	%	Count
1	Married, no children	13.79%	8
2	Married, with children	8.62%	5
3	Single, no children	74.14%	43
4	Single, with children	3.45%	2
	Total	100%	58

Q3 - Residence at time of admission



#	Answer	%	Count
1	In-State	89.66%	52
2	Metro	5.17%	3
3	Out-of-State	5.17%	3
	Total	100%	58

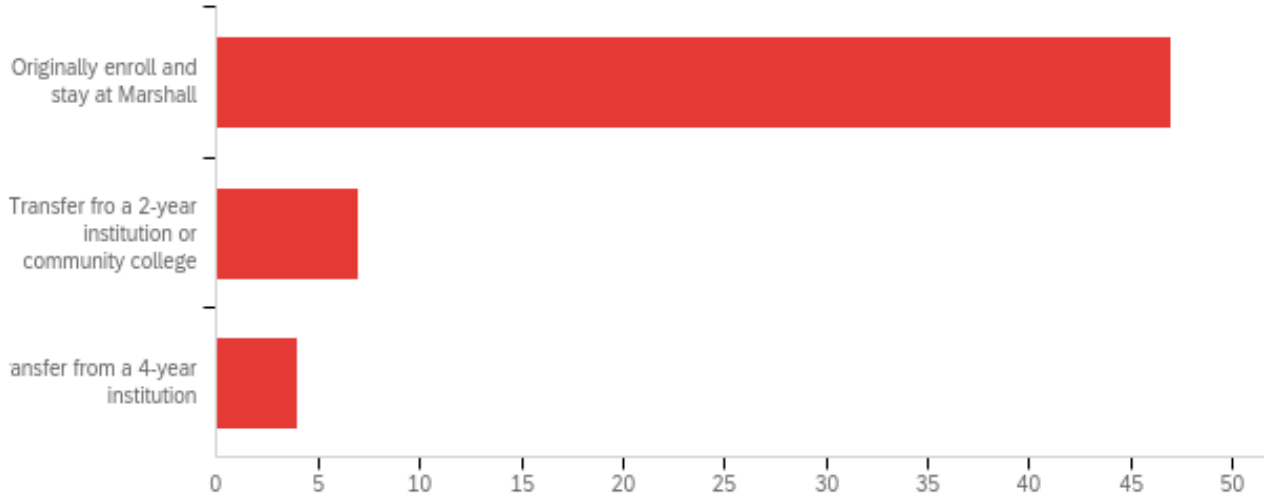
Q4 - Number of semesters enrolled to compete your degree (Note: One semester is equal to fall, spring, or summer, resulting in the potential of three semesters in one year).



#	Answer	%	Count
1	Fewer than 8 semesters	18.97%	11
2	8 semesters	20.69%	12
3	9 semesters	20.69%	12
4	10 semesters	15.52%	9
5	11 semesters	6.90%	4

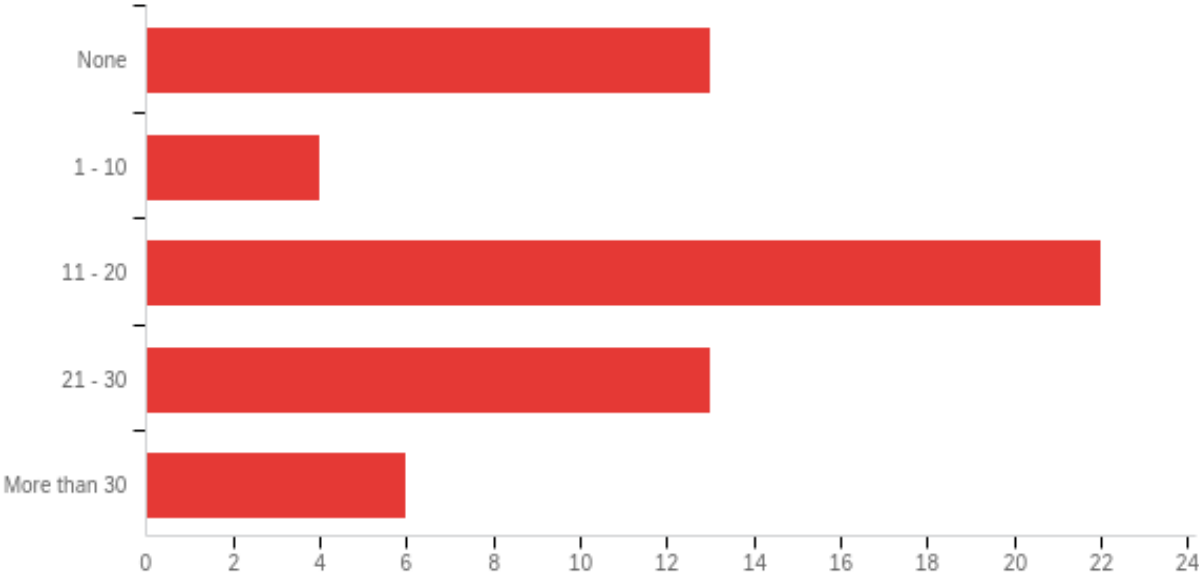
6	12 semesters	8.62%	5
7	13 semesters	3.45%	2
8	14 semesters	1.72%	1
9	15 semesters	0.00%	0
10	16 semesters	1.72%	1
11	17 semesters	0.00%	0
12	18 semesters	0.00%	0
13	19 semesters	0.00%	0
14	20 semesters	0.00%	0
15	More than 20 semesters	1.72%	1
	Total	100%	58

Q5- While pursuing your degree, did you



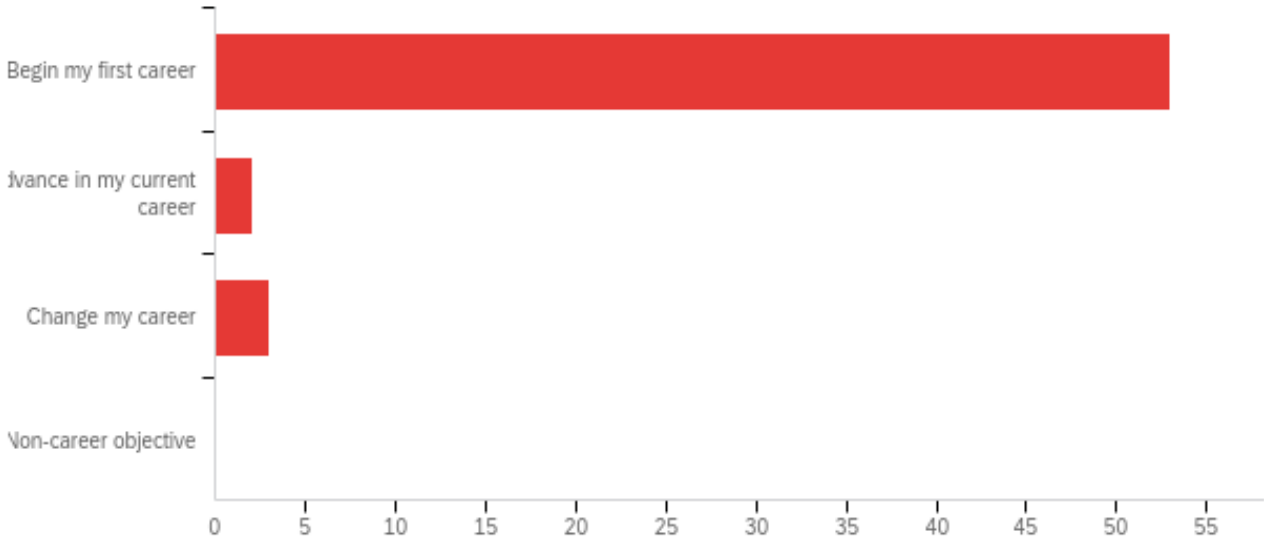
#	Answer	%	Count
1	Originally enroll and stay at Marshall	81.03%	47
2	Transfer from a 2-year institution or community college	12.07%	7
3	Transfer from a 4-year institution	6.90%	4
	Total	100%	58

Q6 - During the last year of your studies, how many hours a week did you work while attending classes?



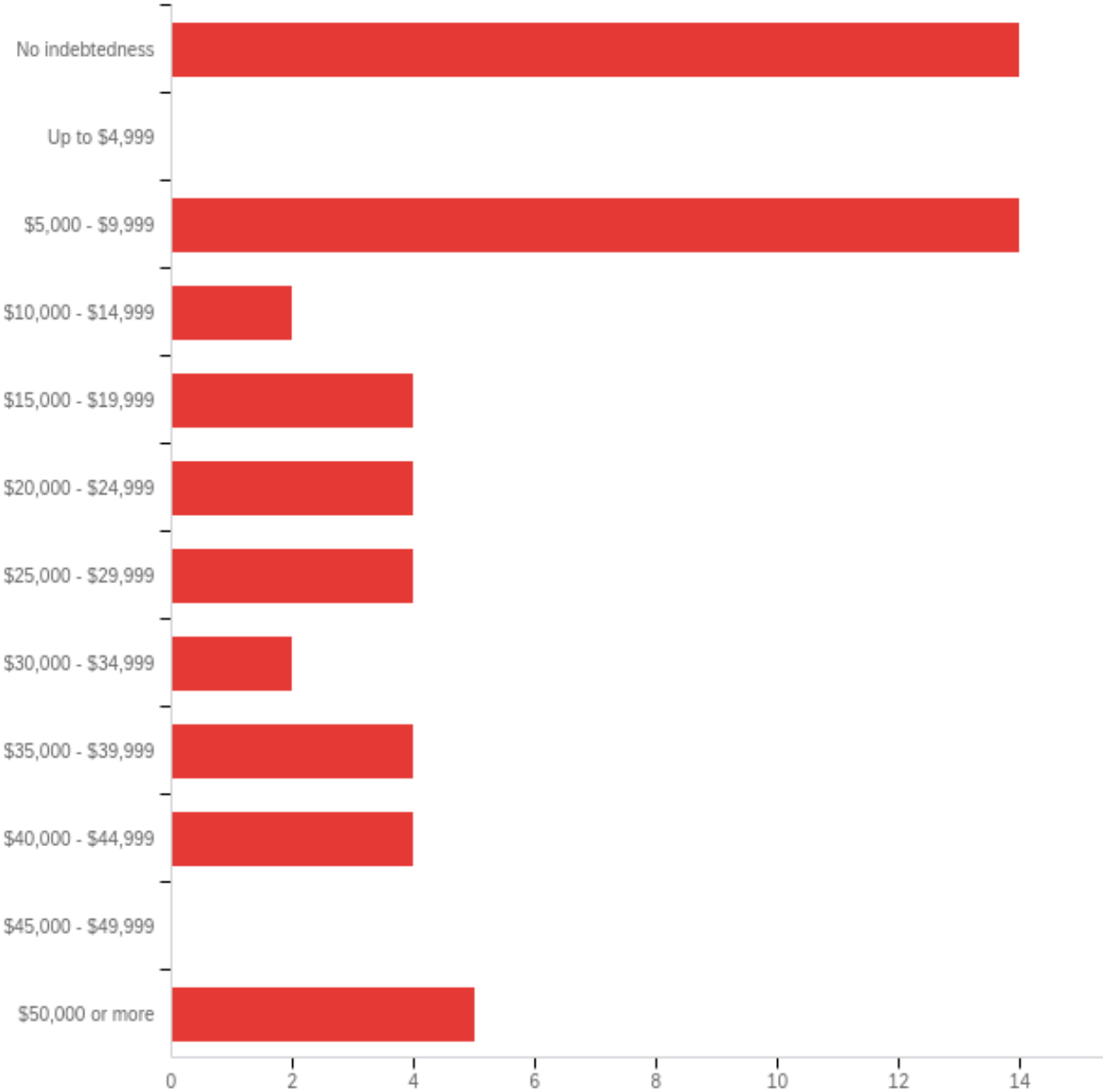
#	Answer	%	Count
1	None	22.41%	13
2	1 - 10	6.90%	4
3	11 - 20	37.93%	22
4	21 - 30	22.41%	13
5	More than 30	10.34%	6
	Total	100%	58

Q7 - Which of the following best describes your educational objective while attending Marshall University?



#	Answer	%	Count
1	Begin my first career	91.38%	53
2	Advance in my current career	3.45%	2
3	Change my career	5.17%	3
4	Non-career objective	0.00%	0
	Total	100%	58

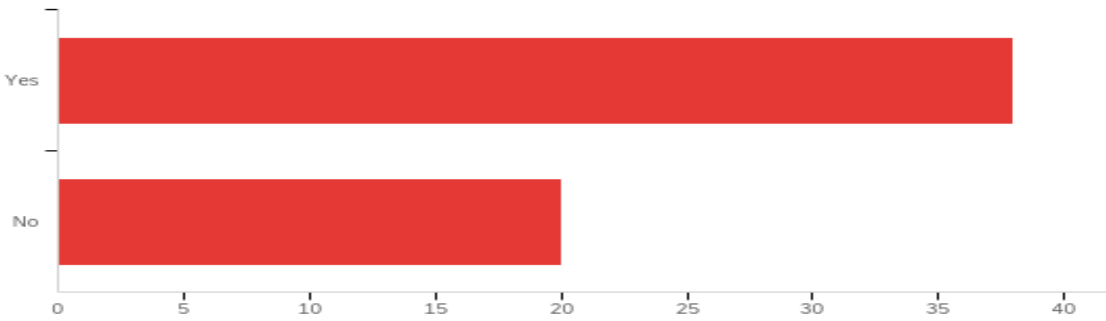
Q8 - Upon graduation, what was the dollar amount of your educational loan indebtedness?



#	Answer	%	Count
1	No indebtedness	24.56%	14
2	Up to \$4,999	0.00%	0
3	\$5,000 - \$9,999	24.56%	14
4	\$10,000 - \$14,999	3.51%	2
5	\$15,000 - \$19,999	7.02%	4

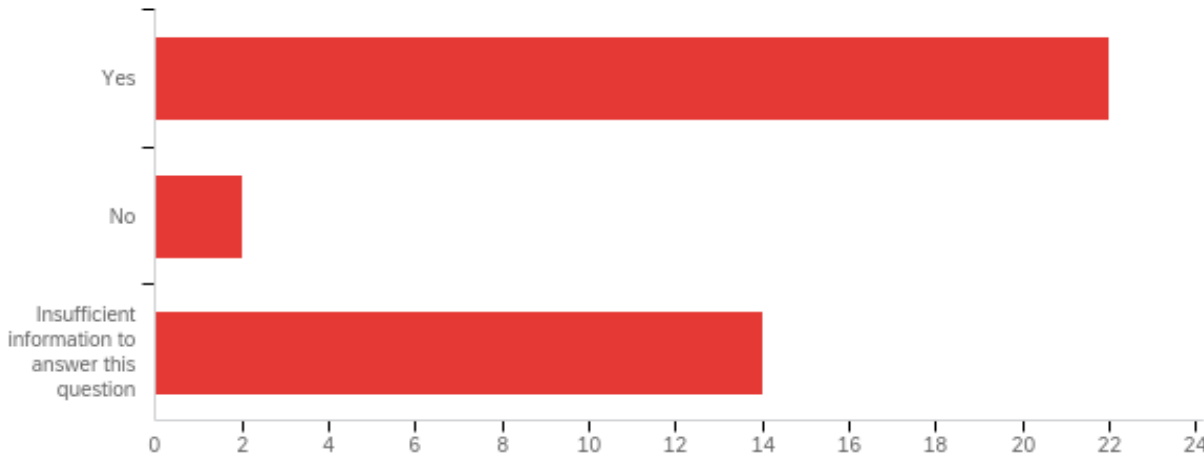
6	\$20,000 - \$24,999	7.02%	4
7	\$25,000 - \$29,999	7.02%	4
8	\$30,000 - \$34,999	3.51%	2
9	\$35,000 - \$39,999	7.02%	4
10	\$40,000 - \$44,999	7.02%	4
11	\$45,000 - \$49,999	0.00%	0
12	\$50,000 or more	8.77%	5
	Total	100%	57

Q9 - Did you take part in an internship, practicum or other structured work experience related to your major and anticipated career?



#	Answer	%	Count
1	Yes	65.52%	38
2	No	34.48%	20
	Total	100%	58

Q10 - If you answered "yes" to the previous question, did that experience increase your ability to secure employment or employment offers?



#	Answer	%	Count
1	Yes	57.89%	22
2	No	5.26%	2
3	Insufficient information to answer this question	36.84%	14
	Total	100%	38

Q11 - While pursuing my degree at Marshall University

#	Question	Agree		Neutral		Disagree		Total
1	I developed the ability to write effectively.	87.72%	50	12.28%	7	0.00%	0	57
2	I used numerical information to explore real world problems.	71.93%	41	24.56%	14	3.51%	2	57
3	I learned to find scholarly information, to evaluate it critically and to use it effectively.	75.44%	43	21.05%	12	3.51%	2	57
4	I gained expertise in the use of technology important in my major field.	66.67%	38	31.58%	18	1.75%	1	57
5	I acquired sufficient skills and knowledge to prepare for career-related positions.	92.73%	51	7.27%	4	0.00%	0	55
6	I developed the ability to express myself effectively through speaking.	89.47%	51	8.77%	5	1.75%	1	57
7	I developed multicultural and global perspectives.	63.16%	36	33.33%	19	3.51%	2	57
8	Writing intensive courses helped me to improve my writing skills.	63.16%	36	24.56%	14	12.28%	7	57
9	My classes challenged me to analyze and evaluate issues and to solve real-world problems in a manner that is ethical and supportive of our civic well-being.	80.70%	46	19.30%	11	0.00%	0	57
10	I broadened my appreciation of the arts.	70.18%	40	29.82%	17	0.00%	0	57
11	My capstone course challenged me to do my best work.	85.96%	49	14.04%	8	0.00%	0	57
12	I learned to examine issues from multiple perspectives.	87.72%	50	12.28%	7	0.00%	0	57
13	I learned to use what i know to solve novel problems.	89.47%	51	10.53%	6	0.00%	0	57
14	I learned to analyze my own values and to examine other viewpoints and credible evidence.	92.98%	53	7.02%	4	0.00%	0	57
15	I determined how to improve my own learning and to engage in lifelong learning.	100.00%	56	0.00%	0	0.00%	0	56
16	I used knowledge from more than one area of study to explore issues or to solve problems.	98.25%	56	1.75%	1	0.00%	0	57
17	Writing Intensive courses enhanced my learning experience.	64.91%	37	28.07%	16	7.02%	4	57

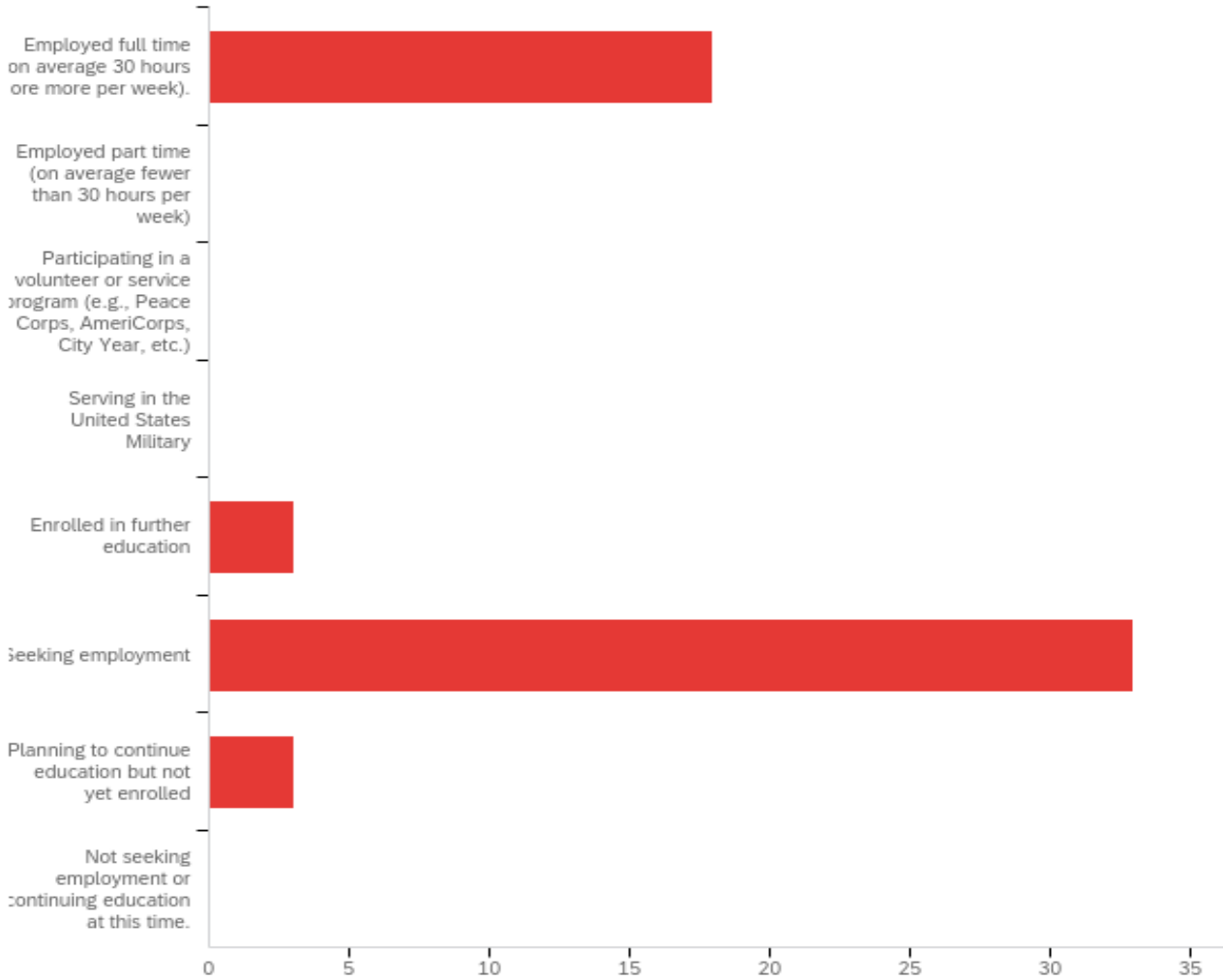
Q12 - Now that I have completed my degree,

#	Question	Agree		Neutral		Disagree		Total
1	I feel adequately prepared for a career and/or graduate or professional study in my major field.	94.74%	54	5.26%	3	0.00%	0	57
2	I believe that Marshall University's program in my major field is of high quality.	89.47%	51	10.53%	6	0.00%	0	57
3	I would recommend to others that they study the same program at Marshall.	96.49%	55	3.51%	2	0.00%	0	57
4	I would recommend Marshall to prospective students.	96.49%	55	3.51%	2	0.00%	0	57

Q13 - Please rate your level of satisfaction with the quality of the following at Marshall:

#	Question	Satisfied		Neutral		Dissatisfied		Total
1	Teaching	91.23%	52	8.77%	5	0.00%	0	57
2	Advising	70.18%	40	21.05%	12	8.77%	5	57
3	Academic Support Services	78.95%	45	15.79%	9	5.26%	3	57
4	Classroom/Lab Facilities	84.21%	48	15.79%	9	0.00%	0	57

Q14 - Which of the following will BEST describe your status after graduation. Please select only ONE of the following categories.



#	Answer	%	Count
1	Employed full time (on average 30 hours or more per week).	31.58%	18
2	Employed part time (on average fewer than 30 hours per week)	0.00%	0
3	Participating in a volunteer or service program (e.g., Peace Corps, AmeriCorps, City Year, etc.)	0.00%	0
4	Serving in the United States Military	0.00%	0
5	Enrolled in further education	5.26%	3
6	Seeking employment	57.89%	33
7	Planning to continue education but not yet enrolled	5.26%	3
8	Not seeking employment or continuing education at this time.	0.00%	0
	Total	100%	57

Q15 - Please provide the name of your employer AND your employer's location (e.g., city, state or country if outside the United States).

Southeast Local Schools

School System Harford County Maryland

Cabell County Schools

Cabell County Schools Huntington, WV

Cabell county schools

Cabell county schools, Huntington, WV

Logan county board of education in Logan WV

Cathi Bradley Kanawha City Elementary School, Charleston, WV 25304

Wayne County Board of Education Fort Gay, WV

Kanawha County Schools Charleston, WV

Cabell County Schools, Huntington, WV

Magic years daycare Inc. Point Pleasant, WV

Q16- If employed, please provide your job title.

2nd Grade Teacher

Middle School Spanish Teacher

Substitute Teacher

long term sub

Teacher

3rd grade teacher

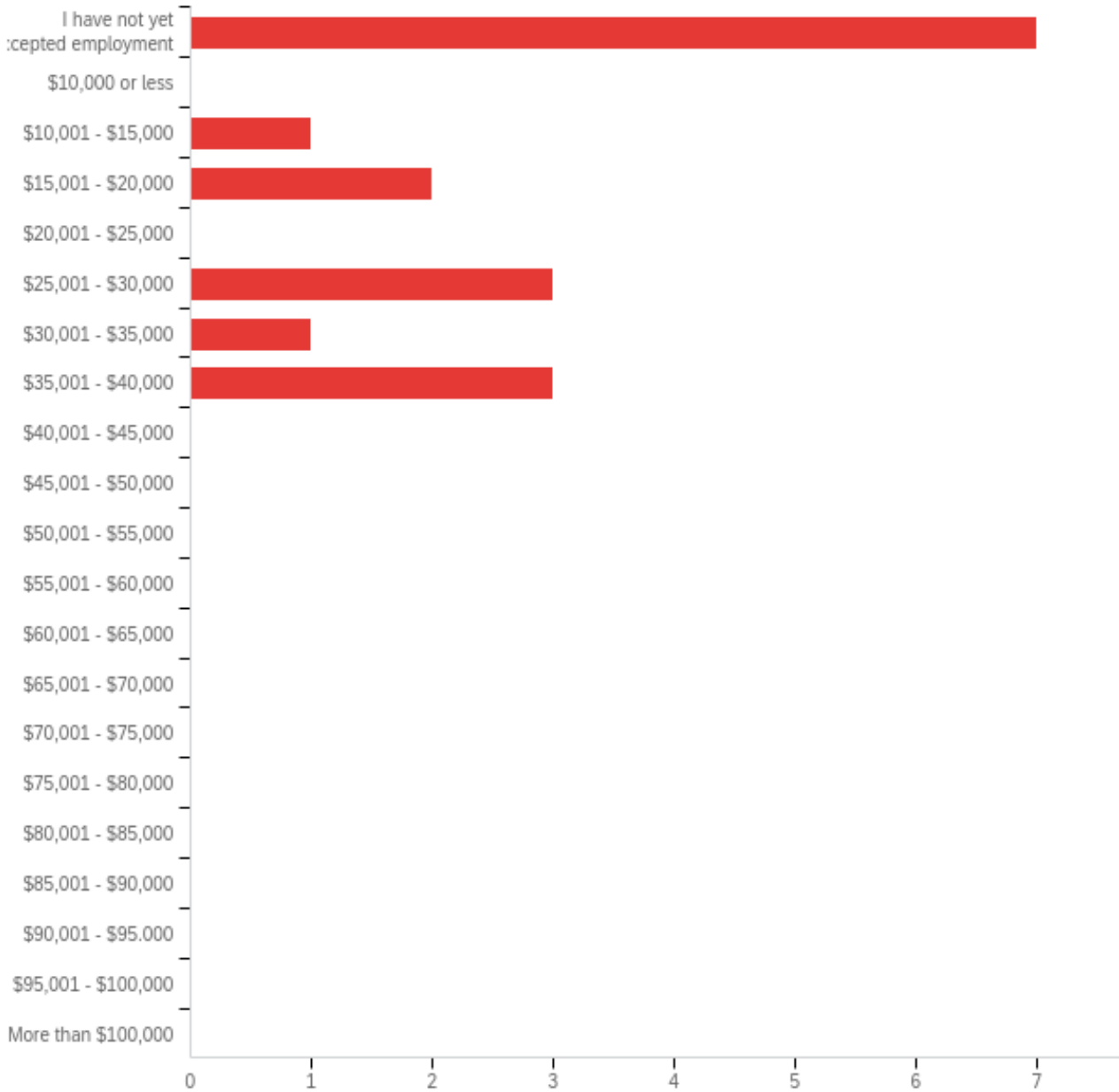
Administrative Assistant

7th Grade Math Resource Teacher

Teacher

Caregiver

Q17 - If employed, what is your annual base salary in U. S. dollars? (Please choose the appropriate range).



#	Answer	%	Count
1	I have not yet accepted employment	41.18%	7
2	\$10,000 or less	0.00%	0
3	\$10,001 - \$15,000	5.88%	1

4	\$15,001 - \$20,000	11.76%	2
5	\$20,001 - \$25,000	0.00%	0
6	\$25,001 - \$30,000	17.65%	3
7	\$30,001 - \$35,000	5.88%	1
8	\$35,001 - \$40,000	17.65%	3
9	\$40,001 - \$45,000	0.00%	0
10	\$45,001 - \$50,000	0.00%	0
11	\$50,001 - \$55,000	0.00%	0
12	\$55,001 - \$60,000	0.00%	0
13	\$60,001 - \$65,000	0.00%	0
14	\$65,001 - \$70,000	0.00%	0
15	\$70,001 - \$75,000	0.00%	0
16	\$75,001 - \$80,000	0.00%	0
17	\$80,001 - \$85,000	0.00%	0
18	\$85,001 - \$90,000	0.00%	0
19	\$90,001 - \$95,000	0.00%	0
20	\$95,001 - \$100,000	0.00%	0
21	More than \$100,000	0.00%	0
	Total	100%	17

Q18 - Guaranteed first-year bonus amount in U. S. dollars, if you are receiving one.

I'm going to be receiving a raise once I graduate. I should be make \$26,000

Q19 - Please provide the name of the service organization as well as assignment city and state (or country if outside the U. S.).

No responses to this item

Q20 - What is your role or title within the Service Organization?

No responses to this item.

Q21 - Please choose your military service branch and provide your rank in the text box next to the service branch you select.

No responses to this item

Q22 - Please provide the name of the higher education institution and location (city, state, country [if outside U.S.]) you plan to attend.

Marshall University Huntington, WV

Marshall

Marshall University

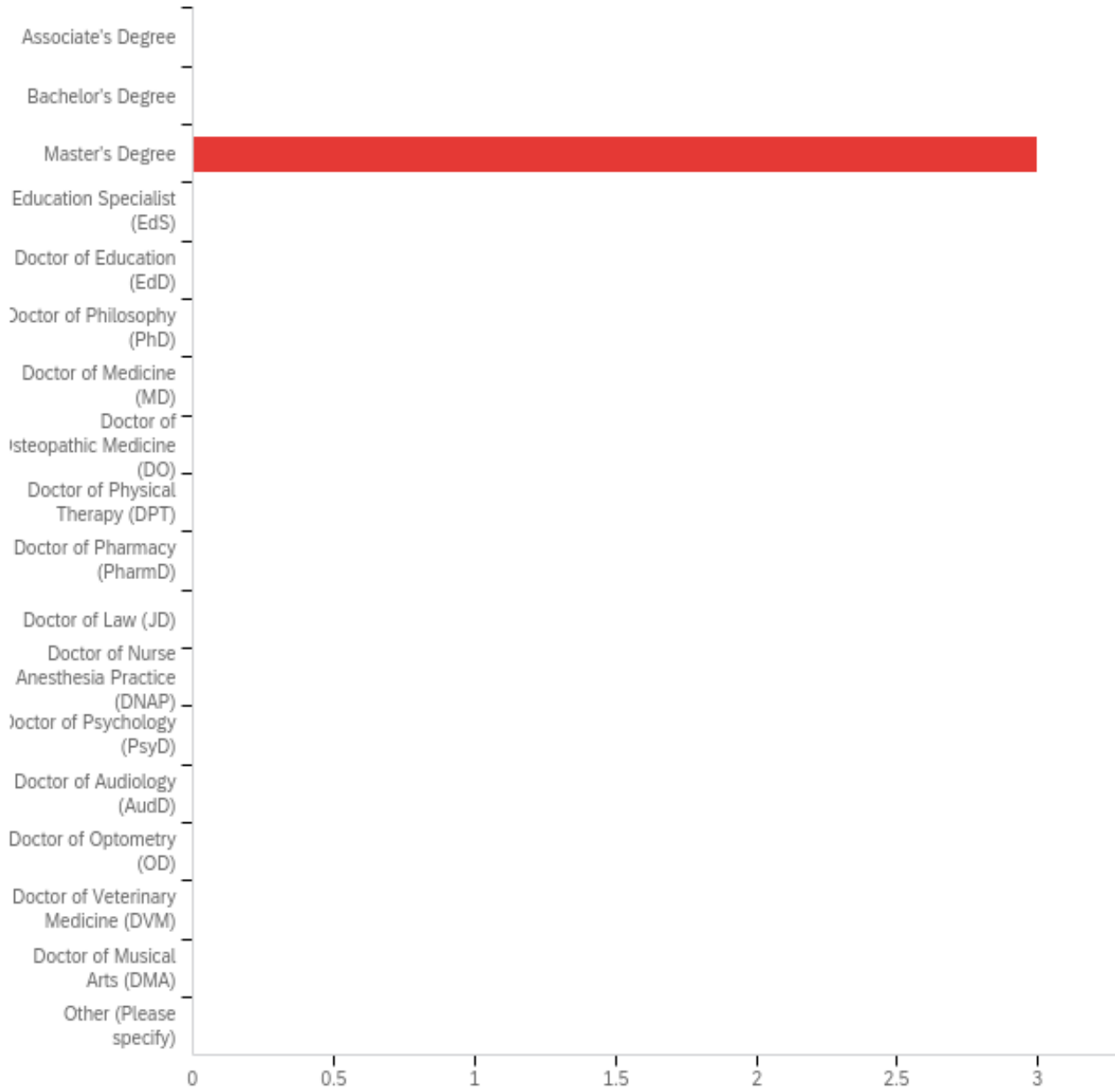
Q23 - What program of study will you pursue?

English

Not sure

Literacy Education

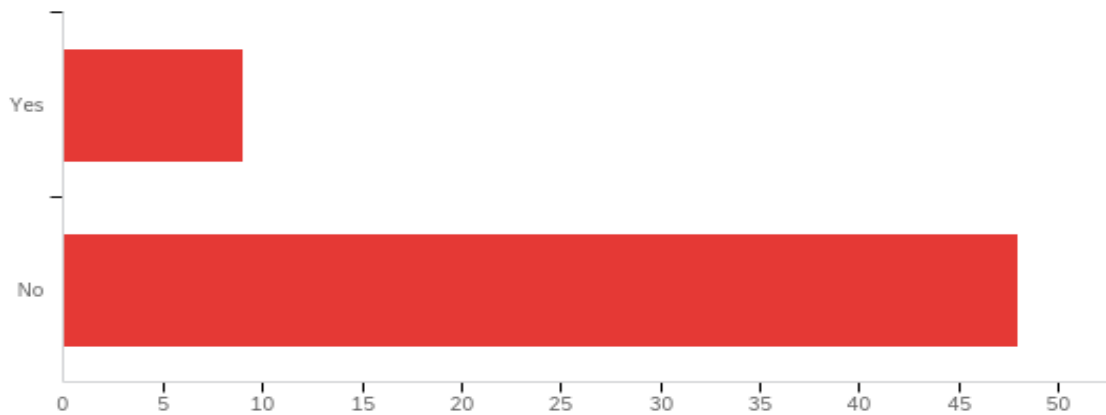
Q24 - What degree will you pursue at this institution?



#	Answer	%	Count
1	Associate's Degree	0.00%	0
2	Bachelor's Degree	0.00%	0
3	Master's Degree	100.00%	3
4	Education Specialist (EdS)	0.00%	0
5	Doctor of Education (EdD)	0.00%	0
6	Doctor of Philosophy (PhD)	0.00%	0

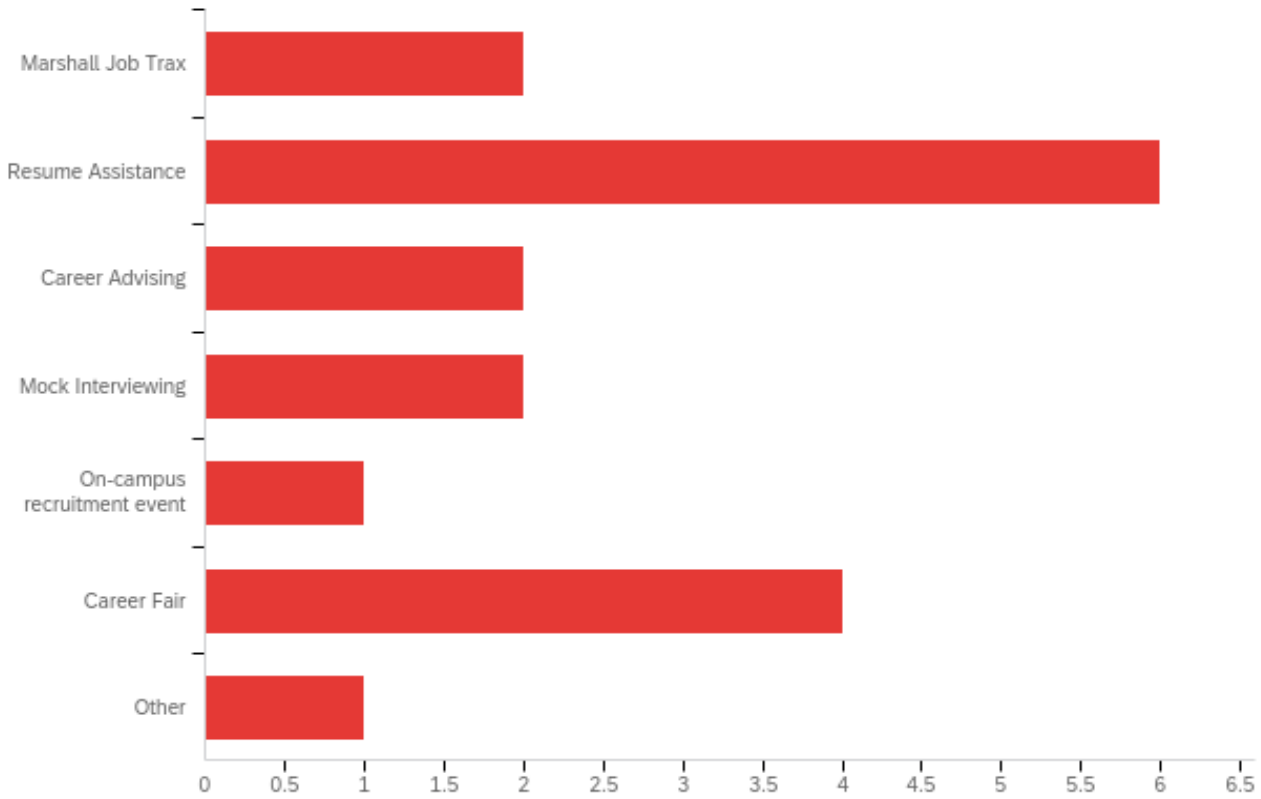
7	Doctor of Medicine (MD)	0.00%	0
8	Doctor of Osteopathic Medicine (DO)	0.00%	0
9	Doctor of Physical Therapy (DPT)	0.00%	0
10	Doctor of Pharmacy (PharmD)	0.00%	0
11	Doctor of Law (JD)	0.00%	0
12	Doctor of Nurse Anesthesia Practice (DNAP)	0.00%	0
13	Doctor of Psychology (PsyD)	0.00%	0
14	Doctor of Audiology (AudD)	0.00%	0
15	Doctor of Optometry (OD)	0.00%	0
16	Doctor of Veterinary Medicine (DVM)	0.00%	0
17	Doctor of Musical Arts (DMA)	0.00%	0
18	Other (Please specify)	0.00%	0
	Total	100%	3

Q25 - Did you use Career Services to help you with your career plans?



#	Answer	%	Count
1	Yes	15.79%	9
2	No	84.21%	48
	Total	100%	57

Q26 - If you answered "yes" to the previous question, please indicate all services used.



#	Answer	%	Count
1	Marshall Job Trax	11.11%	2
2	Resume Assistance	33.33%	6
3	Career Advising	11.11%	2
4	Mock Interviewing	11.11%	2
5	On-campus recruitment event	5.56%	1
6	Career Fair	22.22%	4
7	Other	5.56%	1
	Total	100%	18

Q26_7_TEXT - Other

Help with Academic Mentor programs in the past