

School of Journalism and Mass Communications Graduation Survey: Spring 2012

**For Likert Scale Questions, low numbers are more positive than high –
therefore the lower the mean, the more positive the response**

Initial Report




Last Modified: 03/22/2012

1. Family Status

#	Answer		Response	%
1	Married, no children		1	7%
2	Married, with children		0	0%
3	Single, no children		12	86%
4	Single, with children		1	7%
	Total		14	100%







Statistic	Value
Min Value	1
Max Value	4
Mean	2.93
Variance	0.38
Standard Deviation	0.62
Total Responses	14

2. Residency at time of admission

#	Answer		Response	%
1	In-State		12	86%
2	Metro		1	7%
3	Out-of-State		1	7%
	Total		14	100%

Statistic	Value
Min Value	1
Max Value	3
Mean	1.21
Variance	0.34
Standard Deviation	0.58
Total Responses	14

3. Number of semesters enrolled to complete your degree (Note: One semester is equal to fall, spring, or summer, resulting in the potential for three semesters in one year)

#	Answer		Response	%
1	Fewer than 8 semesters		0	0%
2	8 semesters		7	50%
3	9 semesters		2	14%
4	10 semesters		1	7%
5	11 semesters		0	0%
6	12 semesters		2	14%
7	13 semesters		1	7%
8	14 semesters		0	0%
9	15 semesters		1	7%
10	16 semesters		0	0%
11	17 semesters		0	0%
12	18 semesters		0	0%
13	19 semesters		0	0%
14	20 semesters		0	0%
15	More than 20 semesters		0	0%
	Total		14	100%

Statistic	Value
Min Value	2
Max Value	9
Mean	3.71
Variance	5.45
Standard Deviation	2.33
Total Responses	14

4. While pursuing your degree, did you

#	Answer	Response	%
1	Originally enroll and stay at Marshall	14	100%
2	Transfer from a 2-year institution or community college	0	0%
3	Transfer from another 4-year institution	0	0%
	Total	14	100%

Statistic	Value
Min Value	1
Max Value	1
Mean	1.00
Variance	0.00
Standard Deviation	0.00
Total Responses	14

5. During the last year of your studies, how many hours a week did you work while attending classes?

#	Answer	Response	%
1	None	3	21%
2	1 - 10	1	7%
3	11 - 20	6	43%
4	21 - 30	2	14%
5	More than 30	2	14%
	Total	14	100%

Statistic	Value
Min Value	1
Max Value	5
Mean	2.93
Variance	1.76
Standard Deviation	1.33
Total Responses	14

6. Which of the following best describes your educational objective while attending Marshall University?

#	Answer	Response	%
1	Begin my first career	10	71%
2	Advance in current career	1	7%
3	Change career	1	7%
4	Non-career objective	2	14%
	Total	14	100%

Statistic	Value
Min Value	1
Max Value	4
Mean	1.64
Variance	1.32
Standard Deviation	1.15
Total Responses	14

7. Upon graduation, what was the dollar amount of your educational loan indebtedness?

#	Answer		Response	%
1	No indebtedness		6	43%
2	Up to \$4,999		0	0%
3	\$5,000 - \$9,999		2	14%
4	\$10,000 - \$14,999		0	0%
5	\$15,000 - \$19,999		3	21%
6	Over \$20,000		3	21%
	Total		14	100%

Statistic	Value
Min Value	1
Max Value	6
Mean	3.21
Variance	4.80
Standard Deviation	2.19
Total Responses	14

8. Did you take part in an internship, practicum or other structured work experience related to your major and anticipated career?

#	Answer		Response	%
1	Yes		14	100%
2	No		0	0%
	Total		14	100%










Statistic	Value
Min Value	1
Max Value	1
Mean	1.00
Variance	0.00
Standard Deviation	0.00
Total Responses	14


9. If you answered "yes" to the previous question, did that experience increase your ability to secure employment or employment offers?

#	Answer	Response	%
1	Yes	12	86%
2	No	0	0%
3	Insufficient information to answer this question	2	14%
	Total	14	100%

Statistic	Value
Min Value	1
Max Value	3
Mean	1.29
Variance	0.53
Standard Deviation	0.73
Total Responses	14

10. When I graduate from Marshall University I plan to (check all that apply)

#	Answer		Response	%
1	Attend graduate school		6	43%
2	Complete additional undergraduate coursework		1	7%
3	Continue to work at the same job I have at present		2	14%
4	Enter the military		0	0%
5	Work for a private sector company or corporation		4	29%
6	Work for a local, state, or federal agency		3	21%
7	Work for a volunteer or service organization, e.g. Peace Corps, AmeriCorps, City Year, etc.		3	21%
8	Work for a non-profit organization, e.g. hospital, university, public school, etc.		5	36%
9	Begin my own business		0	0%
10	Start or raise a family		2	14%
11	Take time off (to travel, etc.)		2	14%

12	Undecided or no plans		1	7%
13	Other		0	0%

Other

Statistic	Value
Min Value	1
Max Value	12
Total Responses	14

11. If you plan to continue your education and have applied to institutions of higher education, please check all that apply: I have applied to institutions of higher education

#	Answer		Response	%
1	Within 50 miles of my college town		2	40%
2	Within 50 miles of my home town		0	0%
3	Over 50 miles, but within 500 miles of my college town		1	20%
4	Over 50 miles, but within 500 miles of my home town		1	20%
5	In WV		1	20%
6	In at least one of WV's neighboring states (OH, KY, VA, MD, PA)		1	20%
7	Within the US, but outside the above boundaries		1	20%
8	Internationally		0	0%
9	Other (please specify)		0	0%

Other (please specify)

Statistic	Value
Min Value	1
Max Value	7
Total Responses	5

12. Have you been accepted by a higher-level educational program?

#	Answer	Response	%
1	Yes	1	20%
2	No	4	80%

Statistic	Value
Min Value	1
Max Value	2
Total Responses	5

13. If you have been accepted by a higher level institution, what institution do you plan to attend?

Text Response
Washington & Lee University School of Law

Statistic	Value
Total Responses	1

14. While pursuing my degree at Marshall University

#	Question	Strongly Agree	Agree	Neither Agree nor Disagree	Disagree	Strongly Disagree	Responses	Mean
1	I developed the ability to write effectively.	8	4	2	0	0	14	1.57
2	I developed the ability to use mathematics in everyday life.	1	5	3	4	1	14	2.93
3	I learned to find scholarly information, to evaluate it critically and to use it effectively.	8	4	2	0	0	14	1.57
4	I gained expertise in the use of technology important in my field of study.	8	5	1	0	0	14	1.50
5	I acquired sufficient skills and knowledge to prepare for career-related positions.	7	7	0	0	0	14	1.50
6	I developed the ability to express myself effectively through	6	5	3	0	0	14	1.79

	speaking.							
7	I developed multicultural and global perspectives.	6	5	3	0	0	14	1.79
8	Writing intensive courses helped me to improve my writing skills.	2	5	5	2	0	14	2.50
9	My classes challenged me to analyze and evaluate issues and to solve real-world problems in a manner that is ethical and supportive of our civic well being.	7	6	0	1	0	14	1.64
10	I broadened my appreciation for the arts.	6	4	3	1	0	14	1.93
11	My capstone course challenged me to do my best work.	8	6	0	0	0	14	1.43
12	I learned to examine issues from multiple perspectives.	7	6	1	0	0	14	1.57
13	I learned to use what I know to solve novel	5	8	1	0	0	14	1.71

	problems.							
14	I learned to assess my own values and to examine other viewpoints and credible evidence.	6	7	1	0	0	14	1.64

15. Now that I have completed my degree,

#	Question	Strongly Agree	Agree	Neither Agree nor Disagree	Disagree	Strongly Disagree	Responses	Mean
1	I feel adequately prepared for a career and/or graduate or professional study in my major field.	5	9	0	0	0	14	1.64
2	I believe that Marshall University's program in my major field is of high quality.	10	3	1	0	0	14	1.36
3	I would recommend to others that they study the same program at Marshall.	11	3	0	0	0	14	1.21
4	I would recommend Marshall to prospective students.	10	3	1	0	0	14	1.36

Statistic	I feel adequately prepared for a career and/or graduate or professional study in my major field.	I believe that Marshall University's program in my major field is of high quality.	I would recommend to others that they study the same program at Marshall.	I would recommend Marshall to prospective students.
Min Value	1	1	1	1
Max Value	2	3	2	3
Mean	1.64	1.36	1.21	1.36
Variance	0.25	0.40	0.18	0.40
Standard Deviation	0.50	0.63	0.43	0.63
Total Responses	14	14	14	14

16. Please rate your level of satisfaction with the quality of the following at Marshall:

#	Question	Very Satisfied	Satisfied	Neutral	Dissatisfied	Very Dissatisfied	Responses	Mean
1	Teaching	8	6	0	0	0	14	1.43
2	Advising	6	7	1	0	0	14	1.64
3	Academic Support Services	4	6	4	0	0	14	2.00
4	Classroom/Lab Facilities	7	5	1	1	0	14	1.71

Statistic	Teaching	Advising	Academic Support Services	Classroom/Lab Facilities
Min Value	1	1	1	1
Max Value	2	3	3	4
Mean	1.43	1.64	2.00	1.71
Variance	0.26	0.40	0.62	0.84
Standard Deviation	0.51	0.63	0.78	0.91
Total Responses	14	14	14	14

17. When I graduate, I plan to

#	Answer		Response	%
1	Be employed		13	93%
2	Further my education		7	50%
3	Other		0	0%

Other

Statistic	Value
Min Value	1
Max Value	2
Total Responses	14

18. If you plan to be employed after graduation, will your job be in the career path you have chosen?

#	Answer		Response	%
1	Yes		7	54%
2	No		1	8%
3	Don't know yet		5	38%
	Total		13	100%

Statistic	Value
Min Value	1
Max Value	3
Mean	1.85
Variance	0.97
Standard Deviation	0.99
Total Responses	13

19. If you plan to be employed after graduation, will your job be in your major field?

#	Answer		Response	%
1	Yes		7	54%
2	No		0	0%
3	Don't know yet		6	46%
	Total		13	100%

Statistic	Value
Min Value	1
Max Value	3
Mean	1.92
Variance	1.08
Standard Deviation	1.04
Total Responses	13

20. If you plan to be employed after graduation, will your job be

#	Answer		Response	%
1	In WV?		8	62%
2	In KY, OH, PA, VA, or MD?		1	8%
3	In a state other than one mentioned above?		3	23%
4	In a country other than the US?		1	8%
	Total		13	100%




Statistic	Value
Min Value	1
Max Value	4
Mean	1.77
Variance	1.19
Standard Deviation	1.09
Total Responses	13

21. If you plan to be employed after graduation, will your job be (choose all that apply):

#	Answer	Response	%
1	within 50 miles of your college town?	6	46%
2	within 50 miles of your home town?	1	8%
3	over 50 miles, but within 500 miles of your college town?	2	15%
4	over 50 miles, but within 500 miles of your home town?	1	8%
5	over 500 miles from your college town	4	31%
6	over 500 miles from your home town	1	8%

Statistic	Value
Min Value	1
Max Value	6
Total Responses	13

22. If you have accepted employment, what will be your starting salary?

#	Answer		Response	%
1	\$10,000 or less		0	0%
2	\$10,001 - \$15,000		0	0%
3	\$15,001 - \$20,000		0	0%
4	\$20,001 - \$25,000		1	8%
5	\$25,001 - \$30,000		0	0%
6	\$30,001 - \$35,000		1	8%
7	\$35,001 - \$40,000		0	0%
8	\$40,001 - \$45,000		0	0%
9	\$45,001 - \$50,000		0	0%
10	More than \$50,000		0	0%
11	I have not yet accepted employment		11	85%
	Total		13	100%

Statistic	Value
Min Value	4
Max Value	11
Mean	10.08
Variance	5.24
Standard Deviation	2.29
Total Responses	13

23. For the position indicated above, who is your employer?

Text Response

Campus Crusade for Christ (Cru)

Statistic	Value
Total Responses	1

24. Did you use Career Services to help you with your career path?

#	Answer	Response	%
1	Yes	4	29%
2	No	10	71%
	Total	14	100%

Statistic	Value
Min Value	1
Max Value	2
Mean	1.71
Variance	0.22
Standard Deviation	0.47
Total Responses	14

25. If you answered "yes" to the previous question, please indicate all services used.

#	Answer	Response	%
1	Marshall JobTrax	2	50%
2	Resume assistance	2	50%
3	Career Advising	2	50%
4	Mock Interviewing	0	0%
5	On-campus recruitment event	0	0%
6	Career Fair	2	50%
7	Other	0	0%

Other

Statistic	Value
Min Value	1
Max Value	6
Total Responses	4

26. Gender

Value	Total
Female	11
Male	3

27. Race

Value	Total
White	14

28. Age

Value	Total
22	10
23	2
21	2

29. Degree

Value	Total
BA	14

30. Major

Value	Total
JJ70	4
JJ20	4
JJ80	3
JJ50	1
JJ30	2

31. Minor_1

Value	Total
VPSC	6
VMKT	1
VPSY	1
VCMM	2
VENG	1
VSPN	1
VGEO	1
[No Value]	1

32. Minor_2

Value	Total
VMKT	1
VHST	1
VWMS	1
[No Value]	11

33. GPA

Value	Total
4	1
3.07	2
2.74	1
2.34	1
3.44	1
3.89	1
3.75	1
3.02	1
3.93	1
2.8	1
3.69	1
3.81	1
3.01	1