

Board of Regents' Program (RBA) Graduation Survey: Spring 2012

For Likert Scale Questions, low numbers are more positive than high – therefore the lower the mean, the more positive the response

Initial Report




Last Modified: 03/22/2012

1. Family Status

#	Answer		Response	%
1	Married, no children		0	0%
2	Married, with children		13	41%
3	Single, no children		10	31%
4	Single, with children		9	28%
	Total		32	100%

Statistic	Value
Min Value	2
Max Value	4
Mean	2.88
Variance	0.69
Standard Deviation	0.83
Total Responses	32

2. Residency at time of admission

#	Answer		Response	%
1	In-State		23	72%
2	Metro		3	9%
3	Out-of-State		6	19%
	Total		32	100%

Statistic	Value
Min Value	1
Max Value	3
Mean	1.47
Variance	0.64
Standard Deviation	0.80
Total Responses	32

3. Number of semesters enrolled to complete your degree (Note: One semester is equal to fall, spring, or summer, resulting in the potential for three semesters in one year)

#	Answer		Response	%
1	Fewer than 8 semesters		6	19%
2	8 semesters		2	6%
3	9 semesters		3	9%
4	10 semesters		6	19%
5	11 semesters		4	13%
6	12 semesters		5	16%
7	13 semesters		0	0%
8	14 semesters		3	9%
9	15 semesters		1	3%
10	16 semesters		0	0%
11	17 semesters		1	3%
12	18 semesters		0	0%
13	19 semesters		0	0%
14	20 semesters		0	0%
15	More than 20 semesters		1	3%
	Total		32	100%

Statistic	Value
Min Value	1
Max Value	15
Mean	4.75
Variance	10.13
Standard Deviation	3.18
Total Responses	32

4. While pursuing your degree, did you

#	Answer		Response	%
1	Originally enroll and stay at Marshall		19	59%
2	Transfer from a 2-year institution or community college		12	38%
3	Transfer from another 4-year institution		1	3%
	Total		32	100%

Statistic	Value
Min Value	1
Max Value	3
Mean	1.44
Variance	0.32
Standard Deviation	0.56
Total Responses	32

5. During the last year of your studies, how many hours a week did you work while attending classes?

#	Answer		Response	%
1	None		8	25%
2	1 - 10		2	6%
3	11 - 20		3	9%
4	21 - 30		4	13%
5	More than 30		15	47%
	Total		32	100%

Statistic	Value
Min Value	1
Max Value	5
Mean	3.50
Variance	2.90
Standard Deviation	1.70
Total Responses	32

6. Which of the following best describes your educational objective while attending Marshall University?

#	Answer	Response	%
1	Begin my first career	7	22%
2	Advance in current career	11	34%
3	Change career	10	31%
4	Non-career objective	4	13%
	Total	32	100%

Statistic	Value
Min Value	1
Max Value	4
Mean	2.34
Variance	0.94
Standard Deviation	0.97
Total Responses	32

7. Upon graduation, what was the dollar amount of your educational loan indebtedness?

#	Answer		Response	%
1	No indebtedness		6	19%
2	Up to \$4,999		0	0%
3	\$5,000 - \$9,999		3	9%
4	\$10,000 - \$14,999		7	22%
5	\$15,000 - \$19,999		1	3%
6	Over \$20,000		15	47%
	Total		32	100%

Statistic	Value
Min Value	1
Max Value	6
Mean	4.31
Variance	3.71
Standard Deviation	1.93
Total Responses	32

8. Did you take part in an internship, practicum or other structured work experience related to your major and anticipated career?

#	Answer		Response	%
1	Yes		2	6%
2	No		30	94%
	Total		32	100%











Statistic	Value
Min Value	1
Max Value	2
Mean	1.94
Variance	0.06
Standard Deviation	0.25
Total Responses	32


9. If you answered "yes" to the previous question, did that experience increase your ability to secure employment or employment offers?

#	Answer	Response	%
1	Yes	1	50%
2	No	0	0%
3	Insufficient information to answer this question	1	50%
	Total	2	100%

Statistic	Value
Min Value	1
Max Value	3
Mean	2.00
Variance	2.00
Standard Deviation	1.41
Total Responses	2

10. When I graduate from Marshall University I plan to (check all that apply)

#	Answer		Response	%
1	Attend graduate school		21	66%
2	Complete additional undergraduate coursework		7	22%
3	Continue to work at the same job I have at present		10	31%
4	Enter the military		0	0%
5	Work for a private sector company or corporation		6	19%
6	Work for a local, state, or federal agency		8	25%
7	Work for a volunteer or service organization, e.g. Peace Corps, AmeriCorps, City Year, etc.		1	3%
8	Work for a non-profit organization, e.g. hospital, university, public school, etc.		6	19%
9	Begin my own business		2	6%
10	Start or raise a family		4	13%
11	Take time off (to travel, etc.)		1	3%

12	Undecided or no plans		2	6%
13	Other		0	0%

Other

Statistic	Value
Min Value	1
Max Value	12
Total Responses	32

11. If you plan to continue your education and have applied to institutions of higher education, please check all that apply: I have applied to institutions of higher education

#	Answer		Response	%
1	Within 50 miles of my college town		4	25%
2	Within 50 miles of my home town		4	25%
3	Over 50 miles, but within 500 miles of my college town		1	6%
4	Over 50 miles, but within 500 miles of my home town		0	0%
5	In WV		9	56%
6	In at least one of WV's neighboring states (OH, KY, VA, MD, PA)		2	13%
7	Within the US, but outside the above boundaries		2	13%
8	Internationally		0	0%
9	Other (please specify)		3	19%

Other (please specify)

I have not yet applied; I need to take 7 additional classes as pre-requisites to a PA program. I will apply next year

Haven't applied yet!

Marshall University

Statistic	Value
Min Value	1
Max Value	9
Total Responses	16

12. Have you been accepted by a higher-level educational program?

#	Answer	Response	%
1	Yes	6	32%
2	No	13	68%

Statistic	Value
Min Value	1
Max Value	2
Total Responses	19

13. If you have been accepted by a higher level institution, what institution do you plan to attend?

Text Response
Marshall University
Marshall University
Canisius College
Liberty University, Lynchburg, VA
Marshall University ATE program
Marshall University

Statistic	Value
Total Responses	6

14. While pursuing my degree at Marshall University

#	Question	Strongly Agree	Agree	Neither Agree nor Disagree	Disagree	Strongly Disagree	Responses	Mean
1	I developed the ability to write effectively.	14	15	2	0	0	31	1.61
2	I developed the ability to use mathematics in everyday life.	3	17	5	5	1	31	2.48
3	I learned to find scholarly information, to evaluate it critically and to use it effectively.	12	18	1	0	0	31	1.65
4	I gained expertise in the use of technology important in my field of study.	16	12	3	0	0	31	1.58
5	I acquired sufficient skills and knowledge to prepare for career-related positions.	10	19	1	1	0	31	1.77
6	I developed the ability to express myself effectively through	14	16	1	0	0	31	1.58

	speaking.							
7	I developed multicultural and global perspectives.	16	12	2	1	0	31	1.61
8	Writing intensive courses helped me to improve my writing skills.	12	17	1	1	0	31	1.71
9	My classes challenged me to analyze and evaluate issues and to solve real-world problems in a manner that is ethical and supportive of our civic well-being.	12	18	1	0	0	31	1.65
10	I broadened my appreciation for the arts.	10	15	4	1	0	30	1.87
11	My capstone course challenged me to do my best work.	8	7	14	1	0	30	2.27
12	I learned to examine issues from multiple perspectives.	14	15	2	0	0	31	1.61
13	I learned to use what I know to solve novel	9	17	4	0	0	30	1.83

	problems.							
14	I learned to assess my own values and examine other viewpoints and credible evidence.	15	14	2	0	0	31	1.58

Value														
Max Value	3	5	3	3	4	3	4	4	3	4	4	3	3	3
Mean	1.61	2.48	1.65	1.58	1.77	1.58	1.61	1.71	1.65	1.87	2.27	1.61	1.83	1.58
Variance	0.38	0.99	0.30	0.45	0.45	0.32	0.58	0.48	0.30	0.60	0.82	0.38	0.42	0.38
Standard Deviation	0.62	1.00	0.55	0.67	0.67	0.56	0.76	0.69	0.55	0.78	0.91	0.62	0.65	0.62
Total Responses	31	31	31	31	31	31	31	31	31	30	30	31	30	31

15. Now that I have completed my degree,

#	Question	Strongly Agree	Agree	Neither Agree nor Disagree	Disagree	Strongly Disagree	Responses	Mean
1	I feel adequately prepared for a career and/or graduate or professional study in my major field.	13	17	0	1	0	31	1.65
2	I believe that Marshall University's program in my major field is of high quality.	15	15	1	0	0	31	1.55
3	I would recommend to others that they study the same program at Marshall.	16	14	1	0	0	31	1.52
4	I would recommend Marshall to prospective students.	16	15	0	0	0	31	1.48

Statistic	I feel adequately prepared for a career and/or graduate or professional study in my major field.	I believe that Marshall University's program in my major field is of high quality.	I would recommend to others that they study the same program at Marshall.	I would recommend Marshall to prospective students.
Min Value	1	1	1	1
Max Value	4	3	3	2
Mean	1.65	1.55	1.52	1.48
Variance	0.44	0.32	0.32	0.26
Standard Deviation	0.66	0.57	0.57	0.51
Total Responses	31	31	31	31

16. Please rate your level of satisfaction with the quality of the following at Marshall:

#	Question	Very Satisfied	Satisfied	Neutral	Dissatisfied	Very Dissatisfied	Responses	Mean
1	Teaching	16	14	0	0	0	30	1.47
2	Advising	15	8	6	1	1	31	1.87
3	Academic Support Services	11	14	5	0	1	31	1.90
4	Classroom/Lab Facilities	11	15	5	0	0	31	1.81

Statistic	Teaching	Advising	Academic Support Services	Classroom/Lab Facilities
Min Value	1	1	1	1
Max Value	2	5	5	3
Mean	1.47	1.87	1.90	1.81
Variance	0.26	1.12	0.82	0.49
Standard Deviation	0.51	1.06	0.91	0.70
Total Responses	30	31	31	31

17. When I graduate, I plan to

#	Answer		Response	%
1	Be employed		27	87%
2	Further my education		22	71%
3	Other		0	0%

Other

Statistic	Value
Min Value	1
Max Value	2
Total Responses	31

18. If you plan to be employed after graduation, will your job be in the career path you have chosen?

#	Answer		Response	%
1	Yes		17	63%
2	No		2	7%
3	Don't know yet		8	30%
	Total		27	100%

Statistic	Value
Min Value	1
Max Value	3
Mean	1.67
Variance	0.85
Standard Deviation	0.92
Total Responses	27

19. If you plan to be employed after graduation, will your job be in your major field?

#	Answer		Response	%
1	Yes		15	56%
2	No		4	15%
3	Don't know yet		8	30%
	Total		27	100%

Statistic	Value
Min Value	1
Max Value	3
Mean	1.74
Variance	0.81
Standard Deviation	0.90
Total Responses	27

20. If you plan to be employed after graduation, will your job be

#	Answer		Response	%
1	In WV?		22	81%
2	In KY, OH, PA, VA, or MD?		3	11%
3	In a state other than one mentioned above?		1	4%
4	In a country other than the US?		1	4%
	Total		27	100%








Statistic	Value
Min Value	1
Max Value	4
Mean	1.30
Variance	0.52
Standard Deviation	0.72
Total Responses	27

21. If you plan to be employed after graduation, will your job be (choose all that apply):

#	Answer	Response	%
1	within 50 miles of your college town?	17	63%
2	within 50 miles of your home town?	11	41%
3	over 50 miles, but within 500 miles of your college town?	0	0%
4	over 50 miles, but within 500 miles of your home town?	3	11%
5	over 500 miles from your college town	1	4%
6	over 500 miles from your home town	1	4%

Statistic	Value
Min Value	1
Max Value	6
Total Responses	27

22. If you have accepted employment, what will be your starting salary?

#	Answer		Response	%
1	\$10,000 or less		0	0%
2	\$10,001 - \$15,000		1	4%
3	\$15,001 - \$20,000		0	0%
4	\$20,001 - \$25,000		3	12%
5	\$25,001 - \$30,000		3	12%
6	\$30,001 - \$35,000		3	12%
7	\$35,001 - \$40,000		1	4%
8	\$40,001 - \$45,000		0	0%
9	\$45,001 - \$50,000		0	0%
10	More than \$50,000		3	12%
11	I have not yet accepted employment		11	44%
	Total		25	100%

Statistic	Value
Min Value	2
Max Value	11
Mean	8.20
Variance	9.75
Standard Deviation	3.12
Total Responses	25

23. For the position indicated above, who is your employer?

Text Response
Marshall University
Covenant Home Health Care Services
BB&T
coalfield community action partership inc.
Wayne County Board of Education
Aclipse Recruiting/ Teach English Abroad
Palmer Donavin
Department of Veteran's Affairs
Playmates Child Development Centers
Marshall University
Autism Services Center







Statistic	Value
Total Responses	11

24. Did you use Career Services to help you with your career path?

#	Answer	Response	%
1	Yes	4	14%
2	No	25	86%
	Total	29	100%

Statistic	Value
Min Value	1
Max Value	2
Mean	1.86
Variance	0.12
Standard Deviation	0.35
Total Responses	29

25. If you answered "yes" to the previous question, please indicate all services used.

#	Answer		Response	%
1	Marshall JobTrax		3	75%
2	Resume assistance		4	100%
3	Career Advising		1	25%
4	Mock Interviewing		1	25%
5	On-campus recruitment event		3	75%
6	Career Fair		2	50%
7	Other		0	0%

Other

Statistic	Value
Min Value	1
Max Value	6
Total Responses	4

26. After entering the RBA program, did you finish your coursework

#	Answer		Response	%
1	Online		6	20%
2	In face-to-face classes		5	17%
3	A combination of the above		18	60%
4	Neither - I was able to graduate without taking any more classes		1	3%
	Total		30	100%

Statistic	Value
Min Value	1
Max Value	4
Mean	2.47
Variance	0.74
Standard Deviation	0.86
Total Responses	30

27. Please indicate your level of satisfaction with these elements of your experience in the RBA Program:

#	Question	Very Satisfied	Somewhat Satisfied	Somewhat Dissatisfied	Very Dissatisfied	Not applicable	Responses	Mean
1	Learning Experiences in your online courses	16	11	0	1	3	31	1.84
2	Learning Experiences in your face-to-face classes	22	3	1	0	5	31	1.81
3	Earning credits through portfolios or other college equivalent credits (if applicable)	7	4	0	0	18	29	3.62

Statistic	Learning Experiences in your online courses	Learning Experiences in your face-to-face classes	Earning credits through portfolios or other college equivalent credits (if applicable)
Min Value	1	1	1
Max Value	5	5	5
Mean	1.84	1.81	3.62
Variance	1.54	2.23	3.32
Standard Deviation	1.24	1.49	1.82
Total Responses	31	31	29

28. If you earned credits through portfolios or other college equivalent credits, how satisfied were you with the process:

#	Question	Very Satisfied	Somewhat Satisfied	Somewhat Dissatisfied	Dissatisfied	Responses	Mean
1	Please indicate your level of satisfaction	6	4	0	0	10	1.40

Statistic	Please indicate your level of satisfaction
Min Value	1
Max Value	2
Mean	1.40
Variance	0.27
Standard Deviation	0.52
Total Responses	10

29. If you were dissatisfied with the portfolio and college equivalent credit process, why were you dissatisfied?

#	Answer	Response	%
1	The process takes too much time and effort	0	0%
2	The cost is excessive	2	15%
3	The number of credits awarded seemed unfair	1	8%
4	Other	2	15%
5	I was satisfied	8	62%
	Total	13	100%

Other
Unable to use my portfolio credits

Statistic	Value
Min Value	2
Max Value	5
Mean	4.23
Variance	1.36
Standard Deviation	1.17
Total Responses	13

30. After completing the RBA, do you feel you have learned as much - and are as well educated - as other Marshall University graduates?

#	Answer	Response	%
1	Yes	29	97%
2	No	1	3%
	Total	30	100%

Statistic	Value
Min Value	1
Max Value	2
Mean	1.03
Variance	0.03
Standard Deviation	0.18
Total Responses	30

31. Has anyone ever questioned the value of your RBA degree?

#	Answer	Response	%
1	Yes - family and friends	7	23%
2	Yes - other students	2	6%
3	Yes - employees	0	0%
4	Yes: other	2	6%
5	No	20	65%
	Total	31	100%

Yes: other

Director of Professional Personnel

Myself

Statistic	Value
Min Value	1
Max Value	5
Mean	3.84
Variance	3.01
Standard Deviation	1.73
Total Responses	31

32. Gender

Value	Total
Female	21
Male	11
Unknown	1

33. Race

Value	Total
White	20
African American	2
Unknown	11

34. Age

Value	Total
36	1
37	1
24	2
38	1
50	2
47	1
58	1
29	1
53	2
46	1
35	1
42	3
25	3
23	3
28	1
22	1
63	1
43	1
41	1
40	1
48	1
30	1
44	1
[No Value]	1

35. Degree

Value	Total
RBA	32
Unknown	1

36. Major

Value	Total
RRB0	32
Unknown	1

37. Minor_1

Value	Total
VIST	1
VHST	7
VSOC	1
VMKT	1
VHS0	1
VMGT	1
VPSY	1
VJPN	1
VENG	1
[No Value]	18

38. Minor_2

Value	Total
VHS0	1
VHST	1
VGEO	1
VPHL	1
VART	1
VRST	1
[No Value]	27

39. GPA

Value	Total
2.76	1
3.67	1
2.34	1
2.81	1
3.09	1
3.02	1
3.36	2
2.65	1
3.29	1
2.18	1
2.78	2
2.31	1
2.24	1
3.37	1
3.44	1
2.46	1
2.43	1
2.61	1
3.11	1
3.05	1
3.15	1
3.24	1
3.08	1
3.79	1
2.51	1
2.92	1
2.35	1
2.13	1
1.93	1
3.68	1
[No Value]	1