



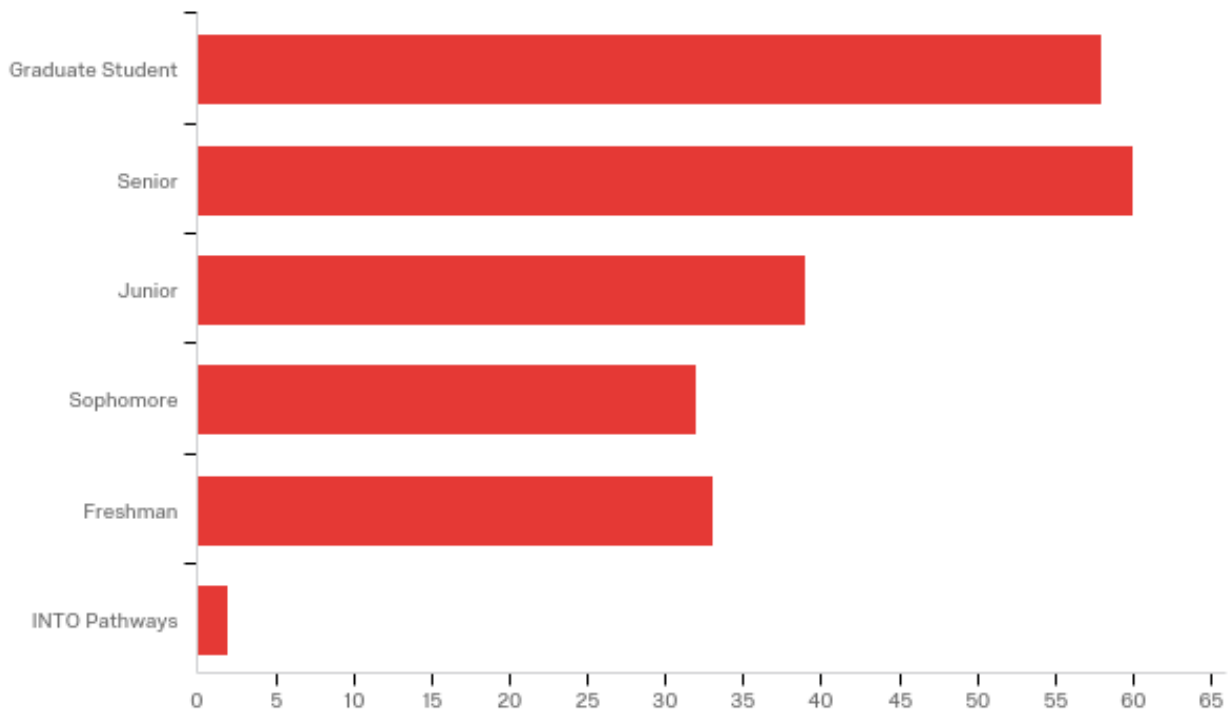
## Office of Career Education

### Assessment Day 2019

*Office of Career Education-2019*

April 11th 2019, 1:12 pm MDT

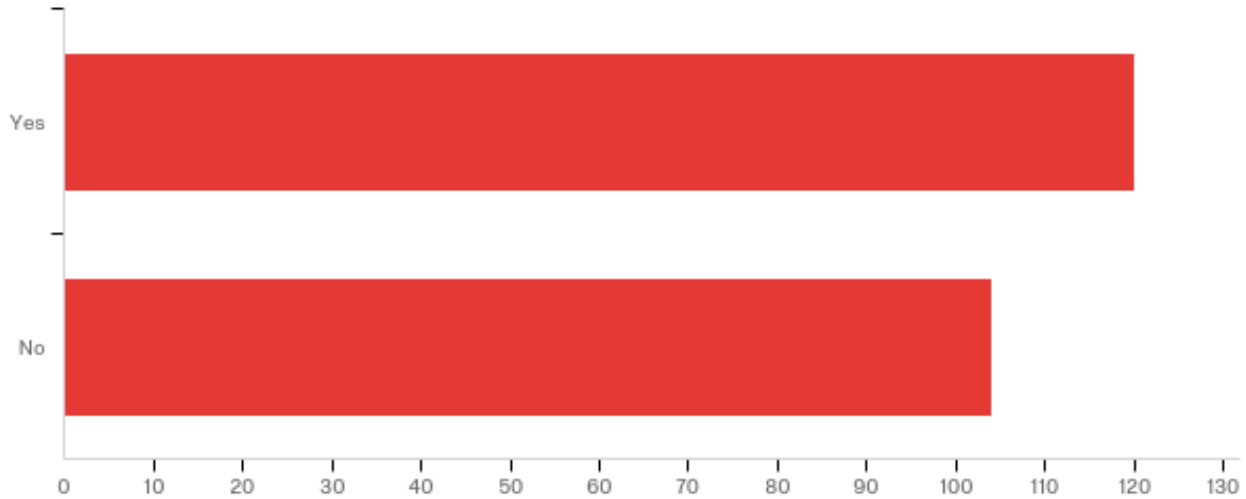
#### Q1 - Current classification



#	Answer	%	Count
1	Graduate Student	25.89%	58
2	Senior	26.79%	60

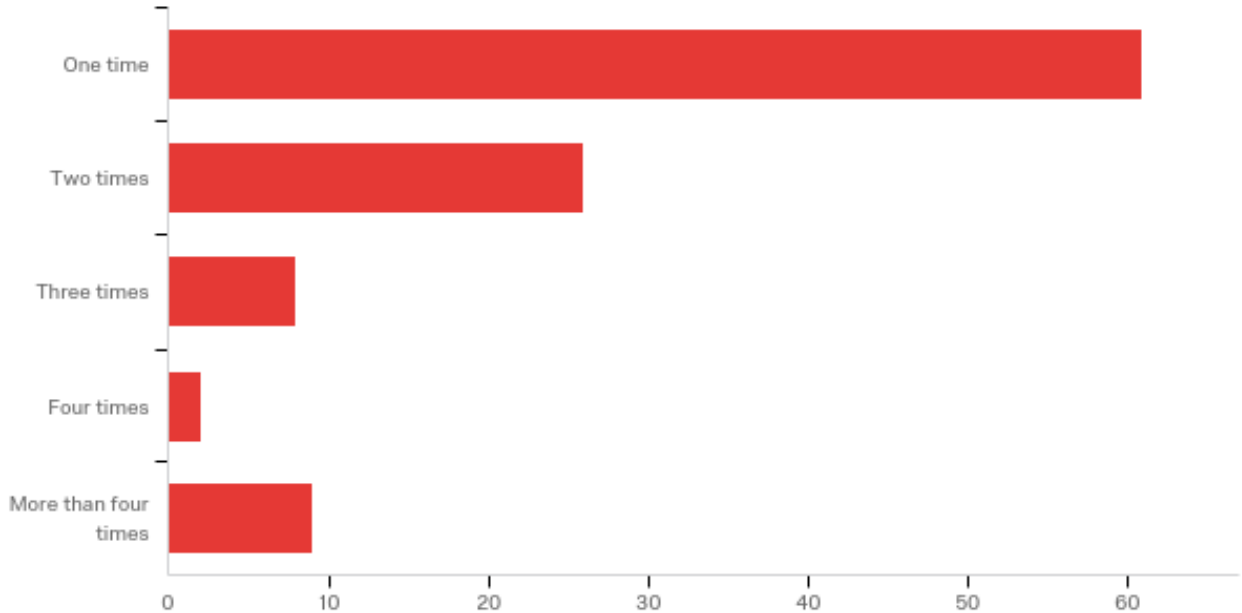
3	Junior	17.41%	39
4	Sophomore	14.29%	32
5	Freshman	14.73%	33
6	INTO Pathways	0.89%	2
	Total	100%	224

**Q2 - Have you used the Office of Career Education (includes Student Resource Center and/or Career Services Center) at Marshall University?**



#	Answer	%	Count
1	Yes	53.57%	120
2	No	46.43%	104
	Total	100%	224

**Q3 - If you have used the Office of Career Education, have many times have you used it so far during the 2018-2019 academic year?**



#	Answer	%	Count
1	One time	57.55%	61
2	Two times	24.53%	26
3	Three times	7.55%	8
4	Four times	1.89%	2
5	More than four times	8.49%	9
	Total	100%	106

**Q4 - How did you find out about the Office of Career Education? (Check all that apply)**

#	Answer	%	Count
1	During Week of Welcome (WOW)	17.05%	44
2	In my UNI 100 Freshman First class Online Course	13.18%	34
3	The Student Resource Center sign in the Student Center	6.20%	16
4	An article in the Parthenon	1.16%	3
5	An article in the Huntington Herald-Dispatch	0.00%	0
6	An advertisement on the TV displays	0.78%	2
7	A friend	8.53%	22
8	My advisor, faculty member or other University staff member	13.95%	36
9	A personal announcement in myMU	6.59%	17
10	Facebook	3.10%	8
11	Twitter	0.39%	1
12	Orientation	8.91%	23
13	Preview Day	0.00%	0
14	Green and White Day	3.49%	9
15	Website	7.75%	20
16	My RA, RD, or other Housing and Residence Life staff	3.88%	10
17	Other (please specify)	5.04%	13
	Total	100%	258

Other (please specify)

Other (please specify) - Text

email

Accounting

I walked by it.

From class taken by the faculty at INTO

HP class

friend

---

HELP Center I think

---

A class

---

A member from the offices spoke in my FYS class

---

class

---

Jobtrax

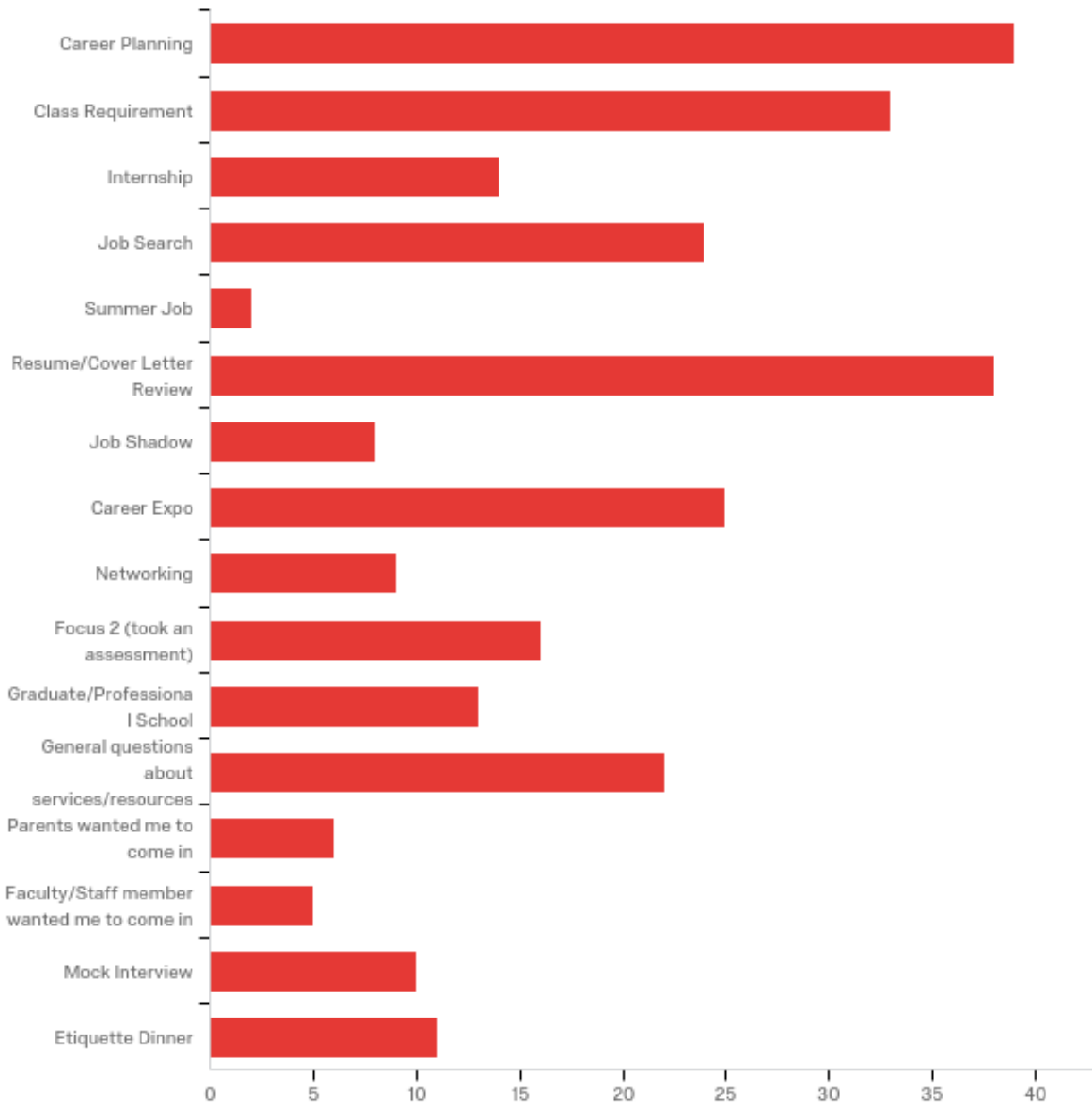
---

fys teacher

---

Student Advocate

**Q5 - Why have you used the Office of Career Education? Please check all that apply.**



#	Answer	%	Count
1	Career Planning	14.18%	39
2	Class Requirement	12.00%	33
3	Internship	5.09%	14
4	Job Search	8.73%	24
5	Summer Job	0.73%	2

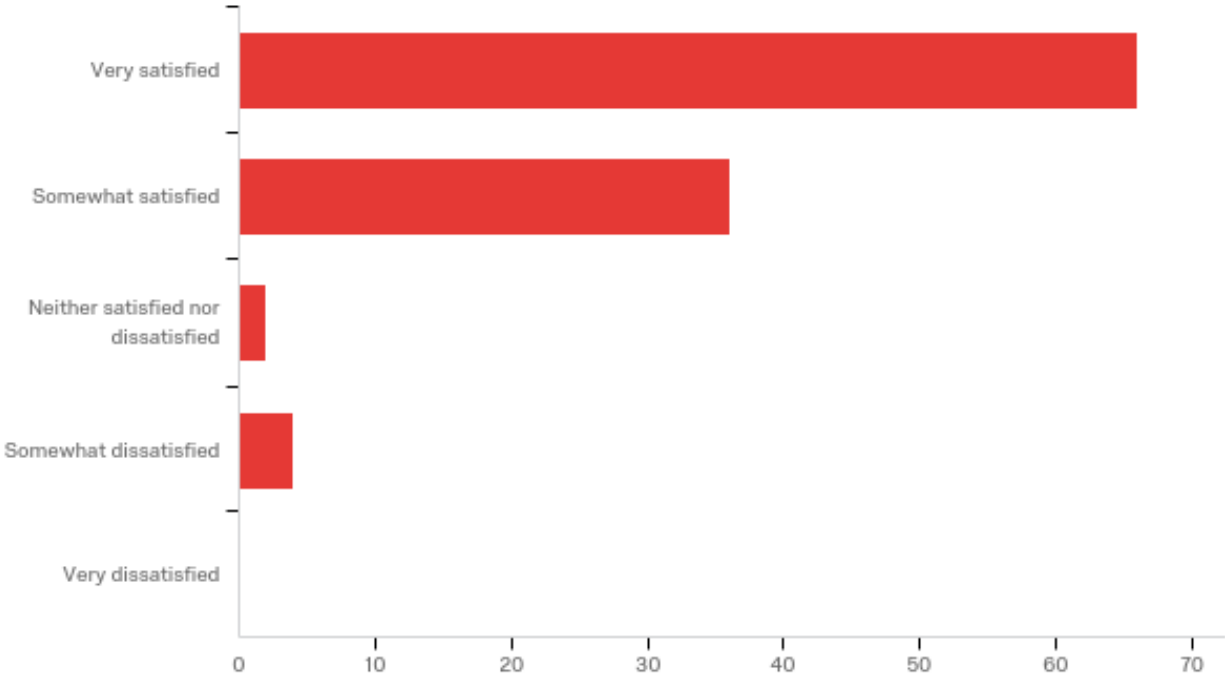
6	Resume/Cover Letter Review	13.82%	38
7	Job Shadow	2.91%	8
8	Career Expo	9.09%	25
9	Networking	3.27%	9
10	Focus 2 (took an assessment)	5.82%	16
11	Graduate/Professional School	4.73%	13
12	General questions about services/resources	8.00%	22
13	Parents wanted me to come in	2.18%	6
14	Faculty/Staff member wanted me to come in	1.82%	5
15	Mock Interview	3.64%	10
16	Etiquette Dinner	4.00%	11
	Total	100%	275

**Q6 - Please indicate your level of agreement with each of the statements about the Student Resource Center (SRC) below. A space for comments will be available at the end of the survey.**

#	Question	Strongly agree		Agree		Neutral		Disagree		Strongly Disagree		Total
1	The staff member listened attentively and worked hard to meet my needs.	54.13%	59	41.28%	45	3.67%	4	0.92%	1	0.00%	0	109
2	I feel staff members are competent, knowledgeable, and positive.	55.96%	61	37.61%	41	4.59%	5	1.83%	2	0.00%	0	109
3	The information I received in my appointment helped me to resolve a problem or situation.	50.46%	55	37.61%	41	9.17%	10	2.75%	3	0.00%	0	109
4	As a result of my meeting with Career Services/Student Resource Center, I can better articulate my career choices and fell more confident to carry out plans regarding the future.	44.04%	48	39.45%	43	11.01%	12	4.59%	5	0.92%	1	109
5	Our counselor met your overall goal(s) for the counseling session.	44.95%	49	43.12%	47	8.26%	9	3.67%	4	0.00%	0	109

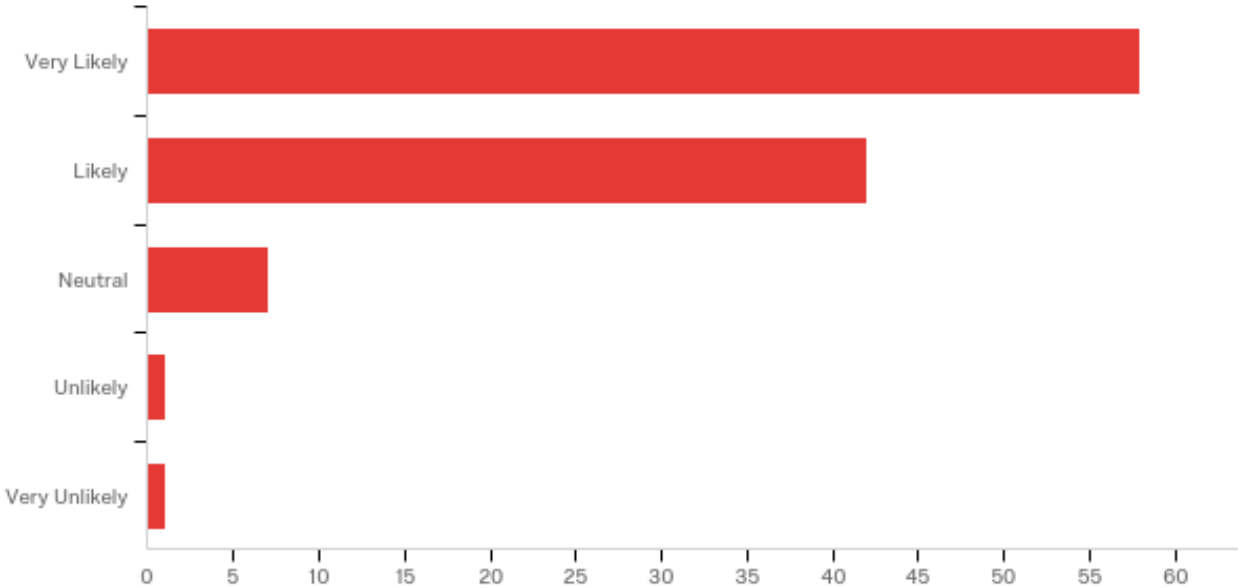


**Q7 - Please indicate your level of satisfaction with the statement below.**



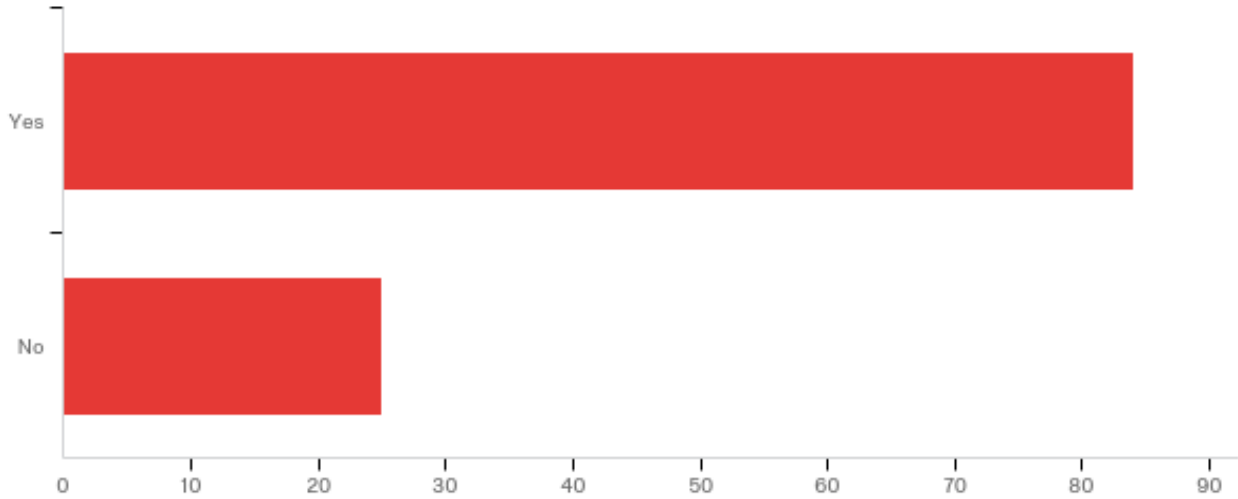
#	Answer	%	Count
5	Very satisfied	61.11%	66
4	Somewhat satisfied	33.33%	36
3	Neither satisfied nor dissatisfied	1.85%	2
2	Somewhat dissatisfied	3.70%	4
1	Very dissatisfied	0.00%	0
	Total	100%	108

**Q8 - Please indicate your response to the question below.**



#	Answer	%	Count
5	Very Likely	53.21%	58
4	Likely	38.53%	42
3	Neutral	6.42%	7
2	Unlikely	0.92%	1
1	Very Unlikely	0.92%	1
	Total	100%	109

**Q9 - Do you think having an appointment with the Office of Career Education as a required visit before you graduate is important?**



#	Answer	%	Count
1	Yes	77.06%	84
2	No	22.94%	25
	Total	100%	109

**Q10 - How can the Office of Career Education better serve you?**

How can the Office of Career Education better serve you?

---

All responses were shared with the Office of Career Education

**Q11 - Please add any additional comments.**

Please add any additional comments.

---

All responses were shared with the Office of Career Education