

College of Health Professions Graduation Survey: Spring 2012

For Likert Scale Questions, low numbers are more positive than high – therefore the lower the mean, the more positive the response

Last Modified: 03/22/2012

1. Family Status

#	Answer		Response	%
1	Married, no children		8	14%
2	Married, with children		7	12%
3	Single, no children		42	72%
4	Single, with children		1	2%
	Total		58	100%

Statistic	Value
Min Value	1
Max Value	4
Mean	2.62
Variance	0.56
Standard Deviation	0.75
Total Responses	58

2. Residence at time of admission

#	Answer		Response	%
1	In-State		46	79%
2	Metro		5	9%
3	Out-of-State		7	12%
	Total		58	100%

Statistic	Value
Min Value	1
Max Value	3
Mean	1.33
Variance	0.47
Standard Deviation	0.69
Total Responses	58

3. Number of semesters enrolled to complete your degree (Note: One semester is equal to fall, spring, or summer, resulting in the potential for three semesters in one year)

#	Answer	Response	%
1	Fewer than 8 semesters	4	7%
2	8 semesters	23	40%
3	9 semesters	7	12%
4	10 semesters	12	21%
5	11 semesters	3	5%
6	12 semesters	2	3%
7	13 semesters	1	2%
8	14 semesters	0	0%
9	15 semesters	0	0%
10	16 semesters	3	5%
11	17 semesters	1	2%
12	18 semesters	1	2%
13	19 semesters	0	0%
14	20 semesters	1	2%
15	More than 20 semesters	0	0%
	Total	58	100%

Statistic	Value
Min Value	1
Max Value	14
Mean	3.79
Variance	8.31
Standard Deviation	2.88
Total Responses	58

4. While pursuing your degree, did you

#	Answer	Response	%
1	Originally enroll and stay at Marshall	49	84%
2	Transfer from a 2-year institution or community college	5	9%
3	Transfer from another 4-year institution	4	7%
	Total	58	100%

Statistic	Value
Min Value	1
Max Value	3
Mean	1.22
Variance	0.32
Standard Deviation	0.56
Total Responses	58

5. During the last year of your studies, how many hours a week did you work while attending classes?

#	Answer		Response	%
1	None		14	24%
2	1 - 10		10	17%
3	11 - 20		19	33%
4	21 - 30		8	14%
5	More than 30		7	12%
	Total		58	100%

Statistic	Value
Min Value	1
Max Value	5
Mean	2.72
Variance	1.71
Standard Deviation	1.31
Total Responses	58

6. Which of the following best describes your educational objective while attending Marshall University?

#	Answer		Response	%
1	Begin my first career		47	81%
2	Advance in current career		3	5%
3	Change career		8	14%
4	Non-career objective		0	0%
	Total		58	100%

Statistic	Value
Min Value	1
Max Value	3
Mean	1.33
Variance	0.50
Standard Deviation	0.71
Total Responses	58

7. Upon graduation, what was the dollar amount of your educational loan indebtedness?

#	Answer	Response	%
1	No indebtedness	31	53%
2	Up to \$4,999	1	2%
3	\$5,000 - \$9,999	2	3%
4	\$10,000 - \$14,999	6	10%
5	\$15,000 - \$19,999	4	7%
6	Over \$20,000	14	24%
	Total	58	100%

Statistic	Value
Min Value	1
Max Value	6
Mean	2.88
Variance	4.77
Standard Deviation	2.19
Total Responses	58

8. Did you take part in an internship, practicum or other structured work experience related to your major and anticipated career?

#	Answer		Response	%
1	Yes		38	66%
2	No		20	34%
	Total		58	100%












Statistic	Value
Min Value	1
Max Value	2
Mean	1.34
Variance	0.23
Standard Deviation	0.48
Total Responses	58


9. If you answered "yes" to the previous question, did that experience increase your ability to secure employment or employment offers?

#	Answer		Response	%
1	Yes		25	68%
2	No		6	16%
3	Insufficient information to answer this question		6	16%
	Total		37	100%

Statistic	Value
Min Value	1
Max Value	3
Mean	1.49
Variance	0.59
Standard Deviation	0.77
Total Responses	37

10. When I graduate from Marshall University I plan to (check all that apply)

#	Answer		Response	%
1	Attend graduate school		31	53%
2	Complete additional undergraduate coursework		2	3%
3	Continue to work at the same job I have at present		7	12%
4	Enter the military		1	2%
5	Work for a private sector company or corporation		4	7%
6	Work for a local, state, or federal agency		4	7%
7	Work for a volunteer or service organization, e.g. Peace Corps, AmeriCorps, City Year, etc.		1	2%
8	Work for a non-profit organization, e.g. hospital, university, public school, etc.		31	53%
9	Begin my own business		2	3%
10	Start or raise a family		9	16%
11	Take time off (to travel, etc.)		4	7%

12	Undecided or no plans		3	5%
13	Other		0	0%

Other

Statistic	Value
Min Value	1
Max Value	12
Total Responses	58

11. If you plan to continue your education and have applied to institutions of higher education, please check all that apply: I have applied to institutions of higher education

#	Answer		Response	%
1	Within 50 miles of my college town		10	43%
2	Within 50 miles of my home town		6	26%
3	Over 50 miles, but within 500 miles of my college town		3	13%
4	Over 50 miles, but within 500 miles of my home town		4	17%
5	In WV		13	57%
6	In at least one of WV's neighboring states (OH, KY, VA, MD, PA)		7	30%
7	Within the US, but outside the above boundaries		3	13%
8	Internationally		1	4%
9	Other (please specify)		1	4%

Other (please specify)

Have not applied yet

Statistic	Value
Min Value	1
Max Value	9
Total Responses	23

12. Have you been accepted by a higher-level educational program?

#	Answer	Response	%
1	Yes	10	40%
2	No	15	60%

Statistic	Value
Min Value	1
Max Value	2
Total Responses	25

13. If you have been accepted by a higher level institution, what institution do you plan to attend?

Text Response
Ohio State University
Marshall University
Yale University
undecided
Marshall University
university of Kentucky
Marshall University Graduate College
Marshall University
Marshall University

Statistic	Value
Total Responses	9

14. While pursuing my degree at Marshall University

#	Question	Strongly Agree	Agree	Neither Agree nor Disagree	Disagree	Strongly Disagree	Responses	Mean
1	I developed the ability to write effectively.	22	32	3	1	0	58	1.71
2	I developed the ability to use mathematics in everyday life.	6	31	13	7	1	58	2.41
3	I learned to find scholarly information, to evaluate it critically and to use it effectively.	27	28	3	0	0	58	1.59
4	I gained expertise in the use of technology important in my major field.	26	26	3	2	1	58	1.72
5	I acquired sufficient skills and knowledge to prepare for career-related positions.	22	31	4	1	0	58	1.72
6	I developed the ability to express myself effectively through	20	24	9	5	0	58	1.98

	speaking.							
7	I developed multicultural and global perspectives.	14	27	12	5	0	58	2.14
8	Writing intensive courses helped me to improve my writing skills.	17	21	13	5	2	58	2.21
9	My classes challenged me to analyze and evaluate issues and to solve real-world problems in a manner that is ethical and supportive of our civic well being.	24	27	6	1	0	58	1.72
10	I broadened my appreciation for the arts.	4	16	24	11	3	58	2.88
11	My capstone course challenged me to do my best work.	20	28	7	3	0	58	1.88
12	I learned to examine issues from multiple perspectives.	24	28	6	0	0	58	1.69
13	I learned to use what I know to solve novel	22	32	4	0	0	58	1.69

	problems.							
14	I learned to assess my own values and examine other viewpoints and credible evidence.	28	26	4	0	0	58	1.59

15. Now that I have completed my degree,

#	Question	Strongly Agree	Agree	Neither Agree nor Disagree	Disagree	Strongly Disagree	Responses	Mean
1	I feel adequately prepared for a career and/or graduate or professional study in my major field.	15	38	3	1	1	58	1.88
2	I believe that Marshall University's program in my major field is of high quality.	24	26	6	1	1	58	1.78
3	I would recommend to others that they study the same program at Marshall.	28	17	7	3	3	58	1.90
4	I would recommend Marshall to prospective students.	27	21	6	2	1	57	1.75

Statistic	I feel adequately prepared for a career and/or graduate or professional study in my major field.	I believe that Marshall University's program in my major field is of high quality.	I would recommend to others that they study the same program at Marshall.	I would recommend Marshall to prospective students.
Min Value	1	1	1	1
Max Value	5	5	5	5
Mean	1.88	1.78	1.90	1.75
Variance	0.53	0.70	1.29	0.83
Standard Deviation	0.73	0.84	1.13	0.91
Total Responses	58	58	58	57

16. Please rate your level of satisfaction with the quality of the following at Marshall:

#	Question	Very Satisfied	Satisfied	Neutral	Dissatisfied	Very Dissatisfied	Responses	Mean
1	Teaching	17	32	7	1	1	58	1.91
2	Advising	9	26	13	9	1	58	2.43
3	Academic Support Services	7	27	20	1	3	58	2.41
4	Classroom/Lab Facilities	9	29	14	4	2	58	2.33

Statistic	Teaching	Advising	Academic Support Services	Classroom/Lab Facilities
Min Value	1	1	1	1
Max Value	5	5	5	5
Mean	1.91	2.43	2.41	2.33
Variance	0.64	0.99	0.84	0.89
Standard Deviation	0.80	0.99	0.92	0.94
Total Responses	58	58	58	58

17. When I graduate, I plan to

#	Answer	Response	%
1	Be employed	48	83%
2	Further my education	25	43%
3	Other	1	2%

Other

start a family

Statistic	Value
Min Value	1
Max Value	3
Total Responses	58

18. If you plan to be employed after graduation, will your job be in the career path you have chosen?

#	Answer	Response	%
1	Yes	46	96%
2	No	0	0%
3	Don't know yet	2	4%
	Total	48	100%

Statistic	Value
Min Value	1
Max Value	3
Mean	1.08
Variance	0.16
Standard Deviation	0.40
Total Responses	48

19. If you plan to be employed after graduation, will your job be in your major field?

#	Answer		Response	%
1	Yes		44	92%
2	No		0	0%
3	Don't know yet		4	8%
	Total		48	100%

Statistic	Value
Min Value	1
Max Value	3
Mean	1.17
Variance	0.31
Standard Deviation	0.56
Total Responses	48

20. If you plan to be employed after graduation, will your job be

#	Answer		Response	%
1	In WV?		33	69%
2	In KY, OH, PA, VA, or MD?		11	23%
3	In a state other than one mentioned above?		4	8%
4	In a country other than the US?		0	0%
	Total		48	100%

Statistic	Value
Min Value	1
Max Value	3
Mean	1.40
Variance	0.41
Standard Deviation	0.64
Total Responses	48

21. If you plan to be employed after graduation, will your job be (choose all that apply):

#	Answer	Response	%
1	within 50 miles of your college town?	24	51%
2	within 50 miles of your home town?	23	49%
3	over 50 miles, but within 500 miles of your college town?	6	13%
4	over 50 miles, but within 500 miles of your home town?	6	13%
5	over 500 miles from your college town	2	4%
6	over 500 miles from your home town	3	6%

Statistic	Value
Min Value	1
Max Value	6
Total Responses	47

22. If you have accepted employment, what will be your starting salary?

#	Answer	Response	%
1	\$10,000 or less	0	0%
2	\$10,001 - \$15,000	1	2%
3	\$15,001 - \$20,000	1	2%
4	\$20,001 - \$25,000	0	0%
5	\$25,001 - \$30,000	1	2%
6	\$30,001 - \$35,000	2	4%
7	\$35,001 - \$40,000	8	17%
8	\$40,001 - \$45,000	5	11%
9	\$45,001 - \$50,000	4	9%
10	More than \$50,000	1	2%
11	I have not yet accepted employment	24	51%
	Total	47	100%

Statistic	Value
Min Value	2
Max Value	11
Mean	9.11
Variance	5.49
Standard Deviation	2.34
Total Responses	47

23. For the position indicated above, who is your employer?

Text Response
VAMC
CAMC
Camc
Palmetto Health Hospital
CAMC
KDMC
Ruby Memorial Hospital
Marietta Memorial Hospital
CAMC Memorial
Cabell Huntington Hospital
Charleston Area Medical Center
Charleston Area Medical Center
St. Marys Medical Center
Health South
N/A
CAMC
Charleston Area Medical Center
Cabell Huntington Hospital
KDMC
SOMC
CAMC
Charleston Area Medical Center
KING'S DAUGHTERS' MEDICAL CENTER

Statistic	Value
Total Responses	23

24. Did you use Career Services to help you with your career path?

#	Answer	Response	%
1	Yes	3	5%
2	No	54	95%
	Total	57	100%

Statistic	Value
Min Value	1
Max Value	2
Mean	1.95
Variance	0.05
Standard Deviation	0.23
Total Responses	57

25. If you answered "yes" to the previous question, please indicate all services used.

#	Answer	Response	%
1	Marshall JobTrax	1	33%
2	Resume assistance	2	67%
3	Career Advising	0	0%
4	Mock Interviewing	1	33%
5	On-campus recruitment event	0	0%
6	Career Fair	0	0%
7	Other	0	0%

Other

Statistic	Value
Min Value	1
Max Value	4
Total Responses	3

26. Please indicate your level of satisfaction with these elements of your experience in the College of Health Professions:

#	Question	Very Satisfied	Satisfied	Neutral	Dissatisfied	Very Dissatisfied	Responses	Mean
1	Overall quality of program	19	34	2	2	1	58	1.83
2	Overall quality of instruction in program	18	31	6	2	1	58	1.91
3	Quality of academic advising	10	27	15	4	2	58	2.33
4	Availability of faculty for assistance	14	33	9	1	1	58	2.00
5	Quality of the clinical experience	20	27	11	0	0	58	1.84
6	Ability of faculty to meet my needs as a learner	17	32	8	1	0	58	1.88
7	Development of critical thinking and problem solving ability	24	28	4	2	0	58	1.72
8	Development of writing skills	20	31	6	1	0	58	1.79
9	Development of verbal communication skills	19	36	2	1	0	58	1.74
10	Development of cognitive, psychomotor, and affective skills necessary to my profession	22	30	5	1	0	58	1.74
11	Preparation for my level of	18	33	5	2	0	58	1.84

	professional practice							
12	Contributed to my growth as a professional who is able to provide services to the community and to the profession	28	26	2	2	0	58	1.62

27. Gender

Value	Total
Female	56
Male	4

28. Race

Value	Total
White	54
Hispanic	2
African American	2
Unknown	2

29. Age

Value	Total
21	15
22	22
46	1
27	1
23	7
35	1
24	3
34	2
37	1
42	2
39	1
28	1
41	1
60	1
29	1

30. Degree

Value	Total
BS	18
BSN	32
BSMT	2
BA	4
BSW	2
ASN	2

31. Major

Value	Total
HE10	1
HC30	9
HN20	32
HD10	3
HM20	2
HM30	3
HP10	4
HR10	2
HS10	2
HN10	2

32. Minor_1

Value	Total
VPSY	12
VCHM	1
X002	1
VMUS	1
VMKT	1
VMGT	1
[No Value]	43

33. Minor_2

Value	Total
VSPN	1
X036	1
VENG	1
[No Value]	57

34. GPA

Value	Total
3.85	2
3.71	1
3.29	2
3.42	2
3.44	1
3	1
2.88	1
3.26	2
3.36	1
3.39	1
3.48	1
3.86	1
3.57	1
3.6	5
3.79	1
3.94	1
2.86	1
3.32	1
3.5	1
3.62	1
3.47	2
2.8	2
3.59	1
3.56	1
3.54	3
3.13	3
2.68	1
3.05	1
3.07	1
3.33	1
3.22	1
3.31	1
3.43	1

2.25	1
2.66	1
3.66	1
3.92	1
3.09	1
3.49	2
3.37	2
3.3	2
2.77	1
3.41	1