

College of Health Professions

Academic Year 2013 – 2014 (Summer and Fall 2013; Spring 2014)

For Likert Scale Questions, 1 = Strongly Agree and 5 = Strongly Disagree. So, smaller means are more positive than larger means.

Last Modified: 08/14/2014










1. Family Status

#	Answer	Response	%
1	Married, no children	8	7%
2	Married, with children	17	16%
3	Single, no children	77	71%
4	Single, with children	6	6%
	Total	108	100%

2. Residence at time of admission

#	Answer	Response	%
1	In-State	77	71%
2	Metro	8	7%
3	Out-of-State	23	21%
	Total	108	100%

3. Number of semesters enrolled to complete your degree (Note: One semester is equal to fall, spring, or summer, resulting in the potential for three semesters in one year)

#	Answer		Response	%
1	Fewer than 8 semesters		18	17%
2	8 semesters		31	29%
3	9 semesters		20	19%
4	10 semesters		23	21%
5	11 semesters		6	6%
6	12 semesters		3	3%
7	13 semesters		4	4%
8	14 semesters		1	1%
9	15 semesters		0	0%
10	16 semesters		2	2%
11	17 semesters		0	0%
12	18 semesters		0	0%
13	19 semesters		0	0%
14	20 semesters		0	0%
15	More than 20 semesters		0	0%
	Total		108	100%

4. While pursuing your degree, did you

#	Answer		Response	%
1	Originally enroll and stay at Marshall		74	70%
2	Transfer from a 2-year institution or community college		16	15%
3	Transfer from another 4-year institution		16	15%
	Total		106	100%

5. During the last year of your studies, how many hours a week did you work while attending classes?

#	Answer		Response	%
1	None		22	20%
2	1 - 10		13	12%
3	11 - 20		32	30%
4	21 - 30		22	20%
5	More than 30		19	18%
	Total		108	100%

6. Which of the following best describes your educational objective while attending Marshall University?

#	Answer	Response	%
1	Begin my first career	76	71%
2	Advance in current career	11	10%
3	Change career	19	18%
4	Non-career objective	1	1%
	Total	107	100%

7. Upon graduation, what was the dollar amount of your educational loan indebtedness?

#	Answer	Response	%
1	No indebtedness	32	30%
2	Up to \$4,999	6	6%
3	\$5,000 - \$9,999	4	4%
4	\$10,000 - \$14,999	9	8%
5	\$15,000 - \$19,999	15	14%
6	Over \$20,000	42	39%
	Total	108	100%

8. Did you take part in an internship, practicum or other structured work experience related to your major and anticipated career?




#	Answer		Response	%
1	Yes		78	72%
2	No		30	28%
	Total		108	100%

9. If you answered "yes" to the previous question, did that experience increase your ability to secure employment or employment offers?

#	Answer		Response	%
1	Yes		47	62%
2	No		12	16%
3	Insufficient information to answer this question		17	22%
	Total		76	100%

10. When I graduate from Marshall University I plan to (check all that apply)

#	Answer	Response	%
1	Attend graduate school	67	63%
2	Complete additional undergraduate coursework	13	12%
3	Continue to work at the same job I have at present	17	16%
4	Enter the military	0	0%
5	Work for a private sector company or corporation	7	7%
6	Work for a local, state, or federal agency	16	15%
7	Work for a volunteer or service organization, e.g. Peace Corps, AmeriCorps, City Year, etc.	2	2%
8	Work for a non-profit organization, e.g. hospital, university, public school, etc.	39	36%
9	Begin my own business	2	2%
10	Start or raise a	16	15%

	family			
11	Take time off (to travel, etc.)		8	7%
12	Undecided or no plans		3	3%
13	Other		8	7%

Other
Go back to school and get another bachelor's degree
PA school
Possibly try to obtain my BSN
the World Race
find a job
Work for my family
will eventually go on for more education
Start my career

11. If you plan to continue your education and have applied to institutions of higher education, please check all that apply: I have applied to institutions of higher education

#	Answer		Response	%
1	Within 50 miles of my college town		16	28%
2	Within 50 miles of my home town		14	25%
3	Over 50 miles, but within 500 miles of my college town		12	21%
4	Over 50 miles, but within 500 miles of my home town		7	12%
5	In WV		32	56%
6	In at least one of WV's neighboring states (OH, KY, VA, MD, PA)		21	37%
7	Within the US, but outside the above boundaries		7	12%
8	Internationally		0	0%
9	Other (please specify)		3	5%

Other (please specify)
Alabama
must wait a year prior to applying
Have not applied yet

12. Have you been accepted by a higher-level educational program?

#	Answer	Response	%
1	Yes	16	25%
2	No	49	77%

13. If you have been accepted by a higher level institution, what institution do you plan to attend?

Text Response
Marshall University Graduate College
Marshall University
Marshall university
Marshall University
Marshall University
WVU
Marshall University
Palmer College of Chiropractic
Marshall University
Marshall University
Marshall University Graduate School
I will know if I was accepted to any program on April 6th, 2014.
West Virginia University
no
Marshall University
Marshall University

Statistic	Value
Total Responses	16

14. While pursuing my degree at Marshall University

#	Question	Strongly Agree	Agree	Neither Agree nor Disagree	Disagree	Strongly Disagree	Total Responses	Mean
1	I developed the ability to write effectively.	33	60	7	1	2	103	1.83
2	I developed the ability to use mathematics in everyday life.	19	47	24	9	2	101	2.29
3	I learned to find scholarly information, to evaluate it critically and to use it effectively.	51	47	3	1	1	103	1.58
4	I gained expertise in the use of technology important in my major field.	41	51	9	2	0	103	1.73
5	I acquired sufficient skills and knowledge to prepare for career-related	45	48	5	3	2	103	1.73

	positions.							
6	I developed the ability to express myself effectively through speaking.	42	46	10	4	1	103	1.80
7	I developed multicultural and global perspectives.	24	48	21	10	0	103	2.17
8	Writing intensive courses helped me to improve my writing skills.	25	45	25	7	1	103	2.17
9	My classes challenged me to analyze and evaluate issues and to solve real-world problems in a manner that is ethical and supportive of our civic well being.	44	44	12	1	2	103	1.77
10	I broadened my appreciation	19	38	26	17	3	103	2.49

	for the arts.							
11	My capstone course challenged me to do my best work.	49	36	11	5	2	103	1.79
12	I learned to examine issues from multiple perspectives.	44	48	9	1	1	103	1.71
13	I learned to use what I know to solve novel problems.	48	45	5	3	1	102	1.67
14	I learned to assess my own values and examine other viewpoints and credible evidence.	50	46	6	0	1	103	1.60

Statistic	I developed the ability to write effectively.	I developed the ability to use mathematics in everyday life.	I learned to find scholarly information, to evaluate it critically and to use it effectively.	I gained expertise in the use of technology important in my major field.	I acquired sufficient skills and knowledge to prepare for career-related positions.	I developed the ability to express myself effectively through speaking.	I developed multicultural and global perspectives.	Writing intensive courses helped me to improve my writing skills.	My classes challenged me to analyze and evaluate issues and to solve real-world problems in a manner that is ethical and supportive of our civic well-being.	I broadened my appreciation for the arts.	My capstone course challenged me to do my best work.	I learned to examine issues from multiple perspectives.	I learned to use what I know to solve novel problems.	I learned to assess my own values and examine other viewpoints and credible evidence.
Min Value	1	1	1	1	1	1	1	1	1	1	1	1	1	1
Max Value	5	5	5	4	5	5	4	5	5	5	5	5	5	5
Mean	1.83	2.29	1.58	1.73	1.73	1.80	2.17	2.17	1.77	2.49	1.79	1.71	1.67	1.60
Variance	0.58	0.89	0.48	0.49	0.71	0.71	0.81	0.83	0.71	1.13	0.91	0.56	0.62	0.48

15. Now that I have completed my degree,

#	Question	Strongly Agree	Agree	Neither Agree nor Disagree	Disagree	Strongly Disagree	Total Responses	Mean
1	I feel adequately prepared for a career and/or graduate or professional study in my major field.	41	48	9	3	2	103	1.81
2	I believe that Marshall University's program in my major field is of high quality.	46	39	9	4	5	103	1.86
3	I would recommend to others that they study the same program at Marshall.	45	35	12	4	6	102	1.93
4	I would recommend Marshall to prospective students.	55	36	7	2	2	102	1.63

Statistic	I feel adequately prepared for a career and/or graduate or professional study in my major field.	I believe that Marshall University's program in my major field is of high quality.	I would recommend to others that they study the same program at Marshall.	I would recommend Marshall to prospective students.
Min Value	1	1	1	1
Max Value	5	5	5	5
Mean	1.81	1.86	1.93	1.63
Variance	0.75	1.12	1.25	0.73
Standard Deviation	0.86	1.06	1.12	0.86
Total Responses	103	103	102	102

16. Please rate your level of satisfaction with the quality of the following at Marshall:

#	Question	Very Satisfied	Satisfied	Neutral	Dissatisfied	Very Dissatisfied	Total Responses	Mean
1	Teaching	41	45	11	4	2	103	1.84
2	Advising	26	36	16	21	4	103	2.43
3	Academic Support Services	19	43	32	9	0	103	2.30
4	Classroom/Lab Facilities	20	54	20	7	2	103	2.19

Statistic	Teaching	Advising	Academic Support Services	Classroom/Lab Facilities
Min Value	1	1	1	1
Max Value	5	5	4	5
Mean	1.84	2.43	2.30	2.19
Variance	0.82	1.40	0.76	0.81
Standard Deviation	0.90	1.18	0.87	0.90
Total Responses	103	103	103	103

17. When I graduate, I plan to

#	Answer	Response	%
1	Be employed	75	73%
2	Further my education	68	66%
3	Other	2	2%




Other

The World Race





18. If you plan to be employed after graduation, will your job be in the career path you have chosen?

#	Answer	Response	%
1	Yes	62	83%
2	No	5	7%
3	Don't know yet	8	11%
	Total	75	100%







19. If you plan to be employed after graduation, will your job be in your major field?

#	Answer		Response	%
1	Yes		64	85%
2	No		4	5%
3	Don't know yet		7	9%
	Total		75	100%

20. If you plan to be employed after graduation, will your job be

#	Answer		Response	%
1	In WV?		44	59%
2	In KY, OH, PA, VA, or MD?		19	25%
3	In a state other than one mentioned above?		11	15%
4	In a country other than the US?		1	1%
	Total		75	100%

21. If you plan to be employed after graduation, will your job be (choose all that apply):

#	Answer		Response	%
1	within 50 miles of your college town?		38	51%
2	within 50 miles of your home town?		29	39%
3	over 50 miles, but within 500 miles of your college town?		10	13%
4	over 50 miles, but within 500 miles of your home town?		9	12%
5	over 500 miles from your college town		7	9%
6	over 500 miles from your home town		6	8%

22. If you have accepted employment, what will be your starting salary?

#	Answer	Response	%
1	\$10,000 or less	1	1%
2	\$10,001 - \$15,000	0	0%
3	\$15,001 - \$20,000	0	0%
4	\$20,001 - \$25,000	1	1%
5	\$25,001 - \$30,000	1	1%
6	\$30,001 - \$35,000	2	3%
7	\$35,001 - \$40,000	3	4%
8	\$40,001 - \$45,000	9	12%
9	\$45,001 - \$50,000	7	10%
10	More than \$50,000	1	1%
11	I have not yet accepted employment	48	66%
	Total	73	100%

23. For the position indicated above, who is your employer?

Text Response
Marshall University
Children's Home Society of WV
I am hoping to obtain a job at a health department. I am currently a manager at a Dairy Queen.
St. Mary's Medical Center
Children First, LLC
SMMC
Pi Kappa Alpha International Corporation
NCAA
CAMC Memorial
Healthy Outreach Coordinator, MURC
CAMC- Women and Children's Hospital
Carolinas Medical Center
KDMC
Camc women and children's hospital
CAMC
Thomas Hospital
a hospital
N/A
Charleston Area Medical Center
hospital
Carolinas Health CareSystem
State of WV
CRU
Charleston Area Medical Center
Will very likely be ohio state university med center
Marshal University Graduate Assistant

Statistic	Value
Total Responses	26

24. Did you use Career Services to help you with your career path?

#	Answer		Response	%
1	Yes		12	12%
2	No		91	88%
	Total		103	100%

25. If you answered "yes" to the previous question, please indicate all services used.

#	Answer		Response	%
1	Marshall JobTrax		6	55%
2	Resume assistance		8	73%
3	Career Advising		6	55%
4	Mock Interviewing		2	18%
5	On-campus recruitment event		1	9%
6	Career Fair		2	18%
7	Other		0	0%

Other

26. Please indicate your level of satisfaction with these elements of your experience in the College of Health Professions:

#	Question	Very Satisfied	Satisfied	Neutral	Dissatisfied	Very Dissatisfied	Total Responses	Mean
1	Overall quality of program	43	47	6	4	1	101	1.74
2	Overall quality of instruction in program	44	38	10	7	2	101	1.86
3	Quality of academic advising	31	37	10	17	6	101	2.31
4	Availability of faculty for assistance	35	46	13	6	1	101	1.93
5	Quality of the clinical experience	45	46	7	3	0	101	1.68
6	Ability of faculty to meet my needs as a learner	43	45	10	3	0	101	1.73
7	Development of critical thinking and problem solving ability	51	44	5	1	0	101	1.56
8	Development of writing skills	34	48	16	2	0	100	1.86
9	Development of verbal communication skills	46	46	7	2	0	101	1.65
10	Development of cognitive,	49	47	5	0	0	101	1.56

	psychomotor, and affective skills necessary to my profession							
11	Preparation for my level of professional practice	49	39	9	2	2	101	1.70
12	Contributed to my growth as a professional who is able to provide services to the community and to the profession	54	38	8	0	1	101	1.57

Statistic	Over all quality of program	Overall quality of instruction in program	Quality of academic advising	Availability of faculty for assistance	Quality of the clinical experience	Ability of faculty to meet my needs as a learner	Development of critical thinking and problem solving ability	Development of writing skills	Development of verbal communication skills	Development of cognitive, psychomotor, and affective skills necessary to my profession	Preparation for my level of professional practice	Contributed to my growth as a professional who is able to provide services to the community and to the profession
Min Value	1	1	1	1	1	1	1	1	1	1	1	1
Max Value	5	5	5	5	4	4	4	4	4	3	5	5
Mean	1.74	1.86	2.31	1.93	1.68	1.73	1.56	1.86	1.65	1.56	1.70	1.57
Variance	0.67	0.98	1.53	0.81	0.54	0.58	0.41	0.57	0.49	0.35	0.75	0.53
Standard Deviation	0.82	0.99	1.24	0.90	0.73	0.76	0.64	0.75	0.70	0.59	0.87	0.73
Total Responses	101	101	101	101	101	101	101	100	101	101	101	101

27. Please indicate your satisfaction with the extent to which your education in the Social Work Department had prepared you to

#	Question	Very Satisfied	Satisfied	Neutral	Dissatisfied	Very Dissatisfied	Total Responses	Mean
1	Apply critical thinking skills within the context of professional social work practice.	5	5	0	0	0	10	1.50
2	Practice within the values and ethics of the social work profession and with an understanding of and respect for the positive value of diversity.	4	6	0	0	0	10	1.60
3	Demonstrate professional use of self.	5	5	0	0	0	10	1.50
4	Understand the forms and mechanisms of oppression and discrimination; and apply the strategies and skills of change that	5	5	0	0	0	10	1.50

	advance social and economic justice.							
5	Understand the history of the social work profession and its current structures and issues.	5	4	1	0	0	10	1.60
6	Apply the knowledge and skills of generalist social work to practice with systems of all sizes.	4	6	0	0	0	10	1.60
7	Apply knowledge of bio-psycho-social variables that affect the individual development and behavior, and use theoretical frameworks to understand the interactions among individuals and between individuals and	3	6	0	0	0	9	1.67

	social systems (i.e., families, groups, organizations and communities).							
8	Analyze the impact of social policies on client systems, workers, and agencies.	4	6	0	0	0	10	1.60
9	Evaluate research studies and apply findings to practice, and under supervision, evaluate own practice interventions and those of other relevant systems.	4	5	1	0	0	10	1.70
10	Use communication skills differentially with a variety of client populations, colleagues, and members of the	4	5	0	0	0	9	1.56

	community.							
11	Use supervision appropriate to generalist practice.	3	4	2	0	0	9	1.89
12	Understand the unique social problems and characteristics of Appalachia and apply practice skills and knowledge in working with populations and institutions in Appalachia.	4	5	1	0	0	10	1.70
13	Function within the structure of organizations and service delivery systems and, under supervision, seek necessary organizational change.	4	5	1	0	0	10	1.70
14	Apply learning skills in the continuing pursuit of	4	6	0	0	0	10	1.60

	knowledge and professional development.							
--	--	--	--	--	--	--	--	--

Statistic	Apply critical thinking skills within the context of professional social work practice.	Practice within the values and ethics of the social work profession and with an understanding of and respect for the positive value of diversity.	Demonstrate professional use of self.	Understand the forms and mechanisms of oppression and discrimination; and apply the strategies and skills of change that advance social and economic justice.	Understand the history of the social work profession and its current structures and issues.	Apply the knowledge and skills of generalist social work to practice with systems of all sizes.	Apply knowledge of bio-psycho-social variables that affect the individual development and behavior, and use theoretical frameworks to understand the interactions among individuals and between individuals	Analyze the impact of social policies on client systems, workers, and agencies.	Evaluate research studies and apply findings to practice, and under supervision, evaluate own practice interventions and those of other relevant systems.	Use communication skills differentially with a variety of client populations, colleagues, and members of the community.	Use supervision appropriate to generalist practice.	Understand the unique social problems and characteristics of Appalachia and apply practice skills and knowledge in working with populations and institutions in Appalachia.	Function within the structure of organizations and service delivery systems and, under supervision, seek necessary organizational change.	Apply learning skills in the continuing pursuit of knowledge and professional development.
-----------	---	---	---------------------------------------	---	---	---	---	---	---	---	---	---	---	--

							and social systems (i.e., families, groups, organizations and communities)							
Min Value	1	1	1	1	1	1	1	1	1	1	1	1	1	1
Max Value	2	2	2	2	3	2	2	2	3	2	3	3	3	2
Mean	1.50	1.60	1.50	1.50	1.60	1.60	1.67	1.60	1.70	1.56	1.89	1.70	1.70	1.60
Variance	0.28	0.27	0.28	0.28	0.49	0.27	0.25	0.27	0.46	0.28	0.61	0.46	0.46	0.27
Standard Deviation	0.53	0.52	0.53	0.53	0.70	0.52	0.50	0.52	0.67	0.53	0.78	0.67	0.67	0.52
Total Responses	10	10	10	10	10	10	9	10	10	9	9	10	10	10

28. Gender

Value	Total
Female	90
Male	22

29. Race

Value	Total
Caucasian (White)	87
African-American (Black)	5
Asian/Pacific Islander	2
No Information	18

30. Age

Value	Total
22	36
28	3
34	2
23	12
21	27
41	2
24	6
26	3
31	2
55	1
25	2
33	2
44	1
29	3
27	2
53	2
35	1
39	1
37	1
46	1
36	1
32	1

31. Degree

Value	Total
BS	61
BSW	12
ASN	14
BA	5
BSN	20

32. Major

Value	Total
HE10	13
HS10	12
HA10	9
HD10	5
HH10	7
HN10	14
HP20	4
HP10	5
HN20	20
HC30	19
HM30	3
HR10	1

33. Minor_1

Value	Total
7115	1
VPSY	21
X036	1
VCMM	3
[No Value]	86

34. Minor_2

Value

Total

35. GPA

Value	Total
4	3
2.92	3
2.67	1
3.51	1
3.82	2
3.69	1
2.42	1
2.46	1
3.14	2
2.26	1
3.41	2
3.31	2
3.92	1
3.36	1
3.38	2
3.28	1
2.71	3
2.58	2
2.21	1
3.22	4
2.85	1
2.97	1
2.41	1
3.35	4
3.61	1
2.32	2
2.69	1
3.57	1
3.18	2
3.03	1
2.91	2
3.37	2
3.21	1
3.52	3

3.68	1
3.5	1
3.49	2
3	1
3.11	2
2.84	2
2.99	2
3.1	1
3.62	2
3.4	1
2.89	1
3.29	1
3.04	1
3.71	2
3.08	1
3.33	2
3.94	1
3.25	1
2.98	1
3.77	1
2.72	1
3.48	1
3.58	1
3.34	1
3.86	1
3.19	1
3.78	1
3.44	2
3.01	1
3.27	2
3.65	1
3.8	1
2.37	1
3.13	1
2.52	1
2.82	1

2.2	1
3.17	1
3.3	1
2.9	1
2.75	1
3.97	1
3.39	1
2.33	1
3.55	1