

College of Education and Professional Development
Academic Year 2013 – 2014 (Summer and Fall 2013; Spring 2014)
For Likert Scale Questions, 1 = Strongly Agree and 5 = Strongly Disagree. So,
smaller means are more positive than larger means.

Last Modified: 09/06/2013

1. Family Status

#	Answer		Response	%
1	Married, no children		6	13%
2	Married, with children		6	13%
3	Single, no children		30	67%
4	Single, with children		3	7%
	Total		45	100%

2. Residence at time of admission

#	Answer		Response	%
1	In-State		38	84%
2	Metro		3	7%
3	Out-of-State		4	9%
	Total		45	100%

3. Number of semesters enrolled to complete your degree (Note: One semester is equal to fall, spring, or summer, resulting in the potential for three semesters in one year)

#	Answer		Response	%
1	Fewer than 8 semesters		9	20%
2	8 semesters		8	18%
3	9 semesters		4	9%
4	10 semesters		9	20%
5	11 semesters		4	9%
6	12 semesters		2	4%
7	13 semesters		1	2%
8	14 semesters		2	4%
9	15 semesters		0	0%
10	16 semesters		0	0%
11	17 semesters		2	4%
12	18 semesters		1	2%
13	19 semesters		0	0%
14	20 semesters		0	0%
15	More than 20 semesters		3	7%
	Total		45	100%

4. While pursuing your degree, did you

#	Answer		Response	%
1	Originally enroll and stay at Marshall		31	69%
2	Transfer from a 2-year institution or community college		9	20%
3	Transfer from another 4-year institution		5	11%
	Total		45	100%

5. During the last year of your studies, how many hours a week did you work while attending classes?

#	Answer		Response	%
1	None		15	34%
2	1 - 10		9	20%
3	11 - 20		12	27%
4	21 - 30		4	9%
5	More than 30		4	9%
	Total		44	100%

6. Which of the following best describes your educational objective while attending Marshall University?

#	Answer	Response	%
1	Begin my first career	40	89%
2	Advance in current career	0	0%
3	Change career	5	11%
4	Non-career objective	0	0%
	Total	45	100%

7. Upon graduation, what was the dollar amount of your educational loan indebtedness?

#	Answer	Response	%
1	No indebtedness	18	40%
2	Up to \$4,999	0	0%
3	\$5,000 - \$9,999	5	11%
4	\$10,000 - \$14,999	6	13%
5	\$15,000 - \$19,999	3	7%
6	Over \$20,000	13	29%
	Total	45	100%

8. Did you take part in an internship, practicum or other structured work experience related to your major and anticipated career?




#	Answer		Response	%
1	Yes		28	64%
2	No		16	36%
	Total		44	100%

9. If you answered "yes" to the previous question, did that experience increase your ability to secure employment or employment offers?

#	Answer		Response	%
1	Yes		15	54%
2	No		2	7%
3	Insufficient information to answer this question		11	39%
	Total		28	100%








10. When I graduate from Marshall University I plan to (check all that apply)

#	Answer	Response	%
1	Attend graduate school	24	53%
2	Complete additional undergraduate coursework	4	9%
3	Continue to work at the same job I have at present	2	4%
4	Enter the military	0	0%
5	Work for a private sector company or corporation	0	0%
6	Work for a local, state, or federal agency	15	33%
7	Work for a volunteer or service organization, e.g. Peace Corps, AmeriCorps, City Year, etc.	2	4%
8	Work for a non-profit organization, e.g. hospital, university, public school, etc.	20	44%
9	Begin my own business	0	0%
10	Start or raise a	9	20%

	family			
11	Take time off (to travel, etc.)		4	9%
12	Undecided or no plans		3	7%
13	Other		3	7%

Other	
Try for job, if not successful attend graduate school	
Work as a WV teacher	

11. If you plan to continue your education and have applied to institutions of higher education, please check all that apply: I have applied to institutions of higher education

#	Answer		Response	%
1	Within 50 miles of my college town		2	13%
2	Within 50 miles of my home town		4	25%
3	Over 50 miles, but within 500 miles of my college town		0	0%
4	Over 50 miles, but within 500 miles of my home town		0	0%
5	In WV		9	56%
6	In at least one of WV's neighboring states (OH, KY, VA, MD, PA)		3	19%
7	Within the US, but outside the above boundaries		2	13%
8	Internationally		1	6%
9	Other (please specify)		2	13%

Other (please specify)
online
have not yet applied

12. Have you been accepted by a higher-level educational program?

#	Answer	Response	%
1	Yes	3	14%
2	No	19	86%

13. If you have been accepted by a higher level institution, what institution do you plan to attend?

Text Response
Marshall University
Marshall University
Marshall

Statistic	Value
Total Responses	3

14. While pursuing my degree at Marshall University

#	Question	Strongly Agree	Agree	Neither Agree nor Disagree	Disagree	Strongly Disagree	Total Responses	Mean
1	I developed the ability to write effectively.	18	22	1	2	0	43	1.70
2	I developed the ability to use mathematics in everyday life.	8	20	8	5	2	43	2.37
3	I learned to find scholarly information, to evaluate it critically and to use it effectively.	17	22	2	2	0	43	1.74
4	I gained expertise in the use of technology important to my major field.	13	19	6	3	1	42	2.05
5	I acquired sufficient skills and knowledge to prepare for career-related	19	20	3	1	0	43	1.67

	positions.							
6	I developed the ability to express myself effectively through speaking.	17	18	6	2	0	43	1.84
7	I developed multicultural and global perspectives.	13	16	7	6	0	42	2.14
8	Writing intensive courses helped me to improve my writing skills.	11	18	7	3	3	42	2.26
9	My classes challenged me to analyze and evaluate issues and to solve real-world problems in a manner that is ethical and supportive of our civic well being.	18	18	4	3	0	43	1.81
10	I broadened my appreciation	13	15	10	3	2	43	2.21

	for the arts.							
11	My capstone course challenged me to do my best work.	22	14	0	4	3	43	1.88
12	I learned to examine issues from multiple perspectives.	15	24	3	1	0	43	1.77
13	I learned to use what I know to solve novel problems.	13	20	6	3	1	43	2.05
14	I learned to assess my own values and to examine other viewpoints and credible evidence.	13	21	6	2	1	43	2.00

Statistic	I developed the ability to write effectively.	I developed the ability to use mathematics in everyday life.	I learned to find scholarly information, to evaluate it critically and to use it effectively.	I gained expertise in the use of technology important to my major field.	I acquired sufficient skills and knowledge to prepare for career-related positions.	I developed the ability to express myself effectively through speaking.	I developed multicultural and global perspectives.	Writing intensive courses helped me to improve my writing skills.	My classes challenged me to analyze and evaluate issues and to solve real-world problems in a manner that is ethical and supportive of our civic well-being.	I broadened my appreciation for the arts.	My capstone course challenged me to do my best work.	I learned to examine issues from multiple perspectives.	I learned to use what I know to solve novel problems.	I learned to assess my own values and to examine other viewpoints and credible evidence.
Min Value	1	1	1	1	1	1	1	1	1	1	1	1	1	1
Max Value	4	5	4	5	4	4	4	5	4	5	5	4	5	5
Mean	1.70	2.37	1.74	2.05	1.67	1.84	2.14	2.26	1.81	2.21	1.88	1.77	2.05	2.00
Variance	0.55	1.14	0.58	0.97	0.51	0.71	1.05	1.32	0.77	1.22	1.53	0.47	0.95	0.86

ce Stand ard Deviat ion	0.74	1.07	0.76	0.99	0.71	0.84	1.03	1.15	0.88	1.10	1.24	0.68	0.97	0.93
Total Respo nses	43	43	43	42	43	43	42	42	43	43	43	43	43	43

15. Now that I have completed my degree,

#	Question	Strongly Agree	Agree	Neither Agree nor Disagree	Disagree	Strongly Disagree	Total Responses	Mean
1	I feel adequately prepared for a career and/or graduate or professional study in my major field.	21	16	4	2	0	43	1.70
2	I believe that Marshall University's program in my major field is of high quality.	17	19	5	1	1	43	1.84
3	I would recommend to others that they study the same program at Marshall.	16	17	7	2	1	43	1.95
4	I would recommend Marshall to prospective students.	17	20	4	1	1	43	1.81

Statistic	I feel adequately prepared for a career and/or graduate or professional study in my major field.	I believe that Marshall University's program in my major field is of high quality.	I would recommend to others that they study the same program at Marshall.	I would recommend Marshall to prospective students.
Min Value	1	1	1	1
Max Value	4	5	5	5
Mean	1.70	1.84	1.95	1.81
Variance	0.69	0.81	0.95	0.77
Standard Deviation	0.83	0.90	0.97	0.88
Total Responses	43	43	43	43

16. Please rate your level of satisfaction with the quality of the following at Marshall:

#	Question	Very Satisfied	Satisfied	Neutral	Dissatisfied	Very Dissatisfied	Total Responses	Mean
1	Teaching	10	26	5	1	1	43	2.00
2	Advising	8	15	10	7	3	43	2.58
3	Academic Support Services	5	16	12	9	1	43	2.65
4	Classroom/Lab Facilities	5	25	10	3	0	43	2.26

Statistic	Teaching	Advising	Academic Support Services	Classroom/Lab Facilities
Min Value	1	1	1	1
Max Value	5	5	5	4
Mean	2.00	2.58	2.65	2.26
Variance	0.67	1.39	1.04	0.58
Standard Deviation	0.82	1.18	1.02	0.76
Total Responses	43	43	43	43

17. When I graduate, I plan to

#	Answer	Response	%
1	Be employed	42	98%
2	Further my education	28	65%
3	Other	0	0%

Other

18. If you plan to be employed after graduation, will your job be in the career path you have chosen?

#	Answer	Response	%
1	Yes	39	93%
2	No	0	0%
3	Don't know yet	3	7%
	Total	42	100%

19. If you plan to be employed after graduation, will your job be in your major field?

#	Answer	Response	%
1	Yes	40	95%
2	No	0	0%
3	Don't know yet	2	5%
	Total	42	100%






20. If you plan to be employed after graduation, will your job be

#	Answer	Response	%
1	In WV?	33	80%
2	In KY, OH, PA, VA, or MD?	6	15%
3	In a state other than one mentioned above?	2	5%
4	In a country other than the US?	0	0%
	Total	41	100%

21. If you plan to be employed after graduation, will your job be (choose all that apply):

#	Answer		Response	%
1	within 50 miles of your college town?		25	64%
2	within 50 miles of your home town?		24	62%
3	over 50 miles, but within 500 miles of your college town?		1	3%
4	over 50 miles, but within 500 miles of your home town?		3	8%
5	over 500 miles from your college town		2	5%
6	over 500 miles from your home town		2	5%

22. If you have accepted employment, what will be your starting salary?

#	Answer		Response	%
1	\$10,000 or less		0	0%
2	\$10,001 - \$15,000		0	0%
3	\$15,001 - \$20,000		0	0%
4	\$20,001 - \$25,000		1	2%
5	\$25,001 - \$30,000		3	7%
6	\$30,001 - \$35,000		6	15%
7	\$35,001 - \$40,000		1	2%
8	\$40,001 - \$45,000		0	0%
9	\$45,001 - \$50,000		0	0%
10	More than \$50,000		0	0%
11	I have not yet accepted employment		30	73%
	Total		41	100%

23. For the position indicated above, who is your employer?






Text Response
West Virginia Governor's Highway Safety Program -- City of Huntington Office
The California Department of Education
n/a
WV Schools
Board of Education
Logan County Board of Education
Logan County Board of Education
Kanawha County Schools

Statistic	Value
Total Responses	8

24. Did you use Career Services to help you with your career path?

#	Answer	Response	%
1	Yes	9	23%
2	No	31	78%
	Total	40	100%

25. If you answered "yes" to the previous question, please indicate all services used.

#	Answer		Response	%
1	Marshall JobTrax		4	44%
2	Resume assistance		6	67%
3	Career Advising		1	11%
4	Mock Interviewing		0	0%
5	On-campus recruitment event		0	0%
6	Career Fair		1	11%
7	Other		2	22%

Other
Seminars

26. Please indicate your level of satisfaction with these elements of your experience in the College of Education:

#	Question	Very Satisfied	Satisfied	Neutral	Dissatisfied	Very Dissatisfied	Total Responses	Mean
1	Organization and clarity of instruction	9	22	6	5	1	43	2.23
2	Intellectual challenge of courses	10	26	4	3	0	43	2.00
3	Preparation for serving diverse populations	10	17	9	6	0	42	2.26
4	Effective use of critical thinking as a method of teaching	14	20	8	1	0	43	1.91
5	Effective use of a variety of teaching strategies by MU faculty	15	18	5	4	1	43	2.02
6	Preparation for use of technology	8	21	5	8	1	43	2.37
7	Respect for students' abilities and ideas	17	22	3	1	0	43	1.72
8	Relation between	13	20	5	3	2	43	2.09

	coursework and field experiences							
9	Value of field experiences	22	20	1	0	0	43	1.51
10	Delivery of content knowledge by faculty	12	24	4	3	0	43	1.95
11	Relation between class work and exams	12	22	7	2	0	43	1.98
12	Role modeling of professional behavior by faculty	14	18	5	6	0	43	2.07

Statistic	Organization and clarity of instruction	Intellectual challenge of courses	Preparation for serving diverse populations	Effective use of critical thinking as a method of teaching	Effective use of a variety of teaching strategies by MU faculty	Preparation for use of technology	Respect for students' abilities and ideas	Relation between coursework and field experiences	Value of field experiences	Delivery of content knowledge by faculty	Relation between class work and exams	Role modeling of professional behavior by faculty
Min Value	1	1	1	1	1	1	1	1	1	1	1	1
Max Value	5	4	4	4	5	5	4	5	3	4	4	4
Mean	2.23	2.00	2.26	1.91	2.02	2.37	1.72	2.09	1.51	1.95	1.98	2.07
Variance	0.99	0.62	0.98	0.61	1.07	1.14	0.49	1.13	0.30	0.66	0.64	1.02
Standard Deviation	1.00	0.79	0.99	0.78	1.03	1.07	0.70	1.06	0.55	0.82	0.80	1.01
Total Responses	43	43	42	43	43	43	43	43	43	43	43	43

27. Gender

Value	Total
Male	9
Female	38

28. Race

Value	Total
Caucasian (White)	37
American Indian/Alaskan Native	1
Hispanic	1
No Information	8

29. Age

Value	Total
23	8
38	2
26	1
22	14
21	7
31	2
24	7
37	1
32	1
25	3
28	1

30. Degree

Value	Total
BA	47

31. Major

Value	Total
ES00	22
EE00	25

32. Minor_1

Value	Total
VMUS	1
[No Value]	46

33. Minor_2

Value	Total
-------	-------

34. GPA

Value	Total
3.51	1
2.86	1
3.34	1
3.64	1
3.16	2
3.27	2
3.54	3
3.14	2
3.85	1
3.5	1
3.46	1
3.72	2
3.59	2
3.6	1
3.31	1
3.44	1
3.03	1
2.79	1
3.15	1
3.94	1
3.55	1
3.06	1
3.78	1
3.89	1
3.21	1
3.62	2
2.96	1
3.07	1
3.13	2
3.36	1
2.78	1
3.67	1
2.94	1
3.18	1

3.82	1
3.79	1
3.88	1
3.22	1