

College of Business

Academic Year 2013 – 2014 (Summer and Fall 2013; Spring 2014)

For Likert Scale Questions, 1 = Strongly Agree and 5 = Strongly Disagree. So, smaller means are more positive than larger means.

Last Modified: 09/06/2013

1. Family Status

#	Answer		Response	%
1	Married, no children		7	9%
2	Married, with children		3	4%
3	Single, no children		67	83%
4	Single, with children		4	5%
	Total		81	100%

2. Residence at time of admission

#	Answer		Response	%
1	In-State		54	68%
2	Metro		11	14%
3	Out-of-State		15	19%
	Total		80	100%

3. Number of semesters enrolled to complete your degree (Note: One semester is equal to fall, spring, or summer, resulting in the potential for three semesters in one year)

#	Answer		Response	%
1	Fewer than 8 semesters		16	20%
2	8 semesters		18	23%
3	9 semesters		14	18%
4	10 semesters		13	16%
5	11 semesters		8	10%
6	12 semesters		2	3%
7	13 semesters		2	3%
8	14 semesters		0	0%
9	15 semesters		3	4%
10	16 semesters		1	1%
11	17 semesters		0	0%
12	18 semesters		0	0%
13	19 semesters		0	0%
14	20 semesters		0	0%
15	More than 20 semesters		2	3%
	Total		79	100%

4. While pursuing your degree, did you

#	Answer		Response	%
1	Originally enroll and stay at Marshall		55	68%
2	Transfer from a 2-year institution or community college		15	19%
3	Transfer from another 4-year institution		11	14%
	Total		81	100%

5. During the last year of your studies, how many hours a week did you work while attending classes?

#	Answer		Response	%
1	None		17	21%
2	1 - 10		9	11%
3	11 - 20		16	20%
4	21 - 30		18	22%
5	More than 30		21	26%
	Total		81	100%

6. Which of the following best describes your educational objective while attending Marshall University?

#	Answer		Response	%
1	Begin my first career		63	80%
2	Advance in current career		3	4%
3	Change career		10	13%
4	Non-career objective		3	4%
	Total		79	100%

7. Upon graduation, what was the dollar amount of your educational loan indebtedness?

#	Answer		Response	%
1	No indebtedness		36	45%
2	Up to \$4,999		3	4%
3	\$5,000 - \$9,999		6	8%
4	\$10,000 - \$14,999		5	6%
5	\$15,000 - \$19,999		7	9%
6	Over \$20,000		23	29%
	Total		80	100%











8. Did you take part in an internship, practicum or other structured work experience related to your major and anticipated career?




#	Answer		Response	%
1	Yes		34	43%
2	No		46	58%
	Total		80	100%

9. If you answered "yes" to the previous question, did that experience increase your ability to secure employment or employment offers?

#	Answer		Response	%
1	Yes		27	77%
2	No		4	11%
3	Insufficient information to answer this question		4	11%
	Total		35	100%

10. When I graduate from Marshall University I plan to (check all that apply)

#	Answer		Response	%
1	Attend graduate school		33	41%
2	Complete additional undergraduate coursework		2	2%
3	Continue to work at the same job I have at present		17	21%
4	Enter the military		2	2%
5	Work for a private sector company or corporation		31	38%
6	Work for a local, state, or federal agency		17	21%
7	Work for a volunteer or service organization, e.g. Peace Corps, AmeriCorps, City Year, etc.		3	4%
8	Work for a non-profit organization, e.g. hospital, university, public school, etc.		13	16%
9	Begin my own business		4	5%
10	Start or raise a		18	22%

	family			
11	Take time off (to travel, etc.)		11	14%
12	Undecided or no plans		7	9%
13	Other		11	14%

Other
already started a career
Go back to China
Work for university directories
Pursue new opportunities
continue working and in the next two years enroll in law school.
begin my new job with the company I am currently with
Continue a family business
Sit for the CPA exam
I'm going to go work as a polo pony trainer
Taken 1 class a semester since 2007. Started 2004. Sit out 2.5years. Will continue to work same career which started with family when I began at Marshall.

11. If you plan to continue your education and have applied to institutions of higher education, please check all that apply: I have applied to institutions of higher education

#	Answer		Response	%
1	Within 50 miles of my college town		11	39%
2	Within 50 miles of my home town		3	11%
3	Over 50 miles, but within 500 miles of my college town		1	4%
4	Over 50 miles, but within 500 miles of my home town		1	4%
5	In WV		9	32%
6	In at least one of WV's neighboring states (OH, KY, VA, MD, PA)		6	21%
7	Within the US, but outside the above boundaries		6	21%
8	Internationally		5	18%
9	Other (please specify)		1	4%

Other (please specify)
CA

12. Have you been accepted by a higher-level educational program?

#	Answer	Response	%
1	Yes	13	42%
2	No	18	58%

13. If you have been accepted by a higher level institution, what institution do you plan to attend?

Text Response

Masters of Science (Health Care Admin.)
 Marshall University
 Marshall
 MU
 Marshall university
 Marshall University
 William Paterson University
 University of Westminster
 Marshall University
 Tulane University
 MARSHALL UNIVERSITY
 Marshall
 Marshall University Graduate College

Statistic	Value
Total Responses	13

14. While pursuing my degree at Marshall University

#	Question	Strongly Agree	Agree	Neither Agree nor Disagree	Disagree	Strongly Disagree	Total Responses	Mean
1	I developed the ability to write effectively.	24	39	8	2	1	74	1.88
2	I developed the ability to use mathematics in everyday life.	24	38	8	2	2	74	1.92
3	I learned to find scholarly information, to evaluate it critically and to use it effectively.	33	34	4	2	1	74	1.70
4	I gained expertise in the use of technology important in my field of study.	35	32	6	1	0	74	1.64
5	I acquired sufficient skills and knowledge to prepare for career-related	25	41	6	1	0	73	1.77

	positions.							
6	I developed the ability to express myself effectively through speaking.	31	33	8	1	1	74	1.76
7	I developed multicultural and global perspectives.	23	32	15	3	1	74	2.01
8	Writing intensive courses helped me to improve my writing skills.	23	31	13	6	1	74	2.07
9	My classes challenged me to analyze and evaluate issues and to solve real-world problems in a manner that is ethical and supportive of our civic well being.	32	31	8	2	1	74	1.77
10	I broadened my appreciation	11	27	23	11	2	74	2.54

11	for the arts. My capstone course challenged me to do my best work.	42	21	8	2	1	74	1.64
12	I learned to examine issues from multiple perspectives.	34	34	6	0	0	74	1.62
13	I learned to use what I know to solve novel problems.	29	34	10	1	0	74	1.77
14	I learned to assess my own values and to examine other viewpoints and credible evidence.	30	39	4	1	0	74	1.68

Statistic	I developed the ability to write effectively.	I developed the ability to use mathematics in everyday life.	I learned to find scholarly information, to evaluate it critically and to use it effectively.	I gained expertise in the use of technology important in my field of study.	I acquired sufficient skills and knowledge to prepare for career-related positions.	I developed the ability to express myself effectively through speaking.	I developed multicultural and global perspectives.	Writing intensive courses helped me to improve my writing skills.	My classes challenged me to analyze and evaluate issues and to solve real-world problems in a manner that is ethical and supportive of our civic well-being.	I broadened my appreciation for the arts.	My capstone course challenged me to do my best work.	I learned to examine issues from multiple perspectives.	I learned to use what I know to solve novel problems.	I learned to assess my own values and to examine other viewpoints and credible evidence.
Min Value	1	1	1	1	1	1	1	1	1	1	1	1	1	1
Max Value	5	5	5	4	4	5	5	5	5	5	5	3	4	4
Mean	1.88	1.92	1.70	1.64	1.77	1.76	2.01	2.07	1.77	2.54	1.64	1.62	1.77	1.68
Variance	0.66	0.79	0.65	0.48	0.43	0.65	0.81	0.94	0.73	1.02	0.78	0.40	0.54	0.41

15. Now that I have completed my degree,

#	Question	Strongly Agree	Agree	Neither Agree nor Disagree	Disagree	Strongly Disagree	Total Responses	Mean
1	I feel adequately prepared for a career and/or graduate or professional study in my major field.	26	34	10	3	1	74	1.91
2	I believe that Marshall University's program in my major field is of high quality.	26	33	11	3	1	74	1.92
3	I would recommend to others that they study the same program at Marshall.	28	34	9	2	1	74	1.84
4	I would recommend Marshall to prospective students.	39	30	3	1	1	74	1.58

Statistic	I feel adequately prepared for a career and/or graduate or professional study in my major field.	I believe that Marshall University's program in my major field is of high quality.	I would recommend to others that they study the same program at Marshall.	I would recommend Marshall to prospective students.
Min Value	1	1	1	1
Max Value	5	5	5	5
Mean	1.91	1.92	1.84	1.58
Variance	0.77	0.79	0.71	0.58
Standard Deviation	0.88	0.89	0.84	0.76
Total Responses	74	74	74	74

16. Please rate your level of satisfaction with the quality of the following at Marshall:

#	Question	Very Satisfied	Satisfied	Neutral	Dissatisfied	Very Dissatisfied	Total Responses	Mean
1	Teaching	18	39	12	4	1	74	2.07
2	Advising	30	30	6	8	0	74	1.89
3	Academic Support Services	23	25	23	3	0	74	2.08
4	Classroom/Lab Facilities	12	40	14	8	0	74	2.24

Statistic	Teaching	Advising	Academic Support Services	Classroom/Lab Facilities
Min Value	1	1	1	1
Max Value	5	4	4	4
Mean	2.07	1.89	2.08	2.24
Variance	0.75	0.92	0.79	0.73
Standard Deviation	0.87	0.96	0.89	0.86
Total Responses	74	74	74	74

17. When I graduate, I plan to

#	Answer	Response	%
1	Be employed	62	84%
2	Further my education	27	36%
3	Other	4	5%

Other

Sit for the CPA exam
Celebrate

18. If you plan to be employed after graduation, will your job be in the career path you have chosen?

#	Answer		Response	%
1	Yes		46	74%
2	No		2	3%
3	Don't know yet		14	23%
	Total		62	100%







19. If you plan to be employed after graduation, will your job be in your major field?

#	Answer		Response	%
1	Yes		46	74%
2	No		4	6%
3	Don't know yet		12	19%
	Total		62	100%










20. If you plan to be employed after graduation, will your job be

#	Answer		Response	%
1	In WV?		31	50%
2	In KY, OH, PA, VA, or MD?		15	24%
3	In a state other than one mentioned above?		13	21%
4	In a country other than the US?		3	5%
	Total		62	100%

21. If you plan to be employed after graduation, will your job be (choose all that apply):

#	Answer		Response	%
1	within 50 miles of your college town?		26	42%
2	within 50 miles of your home town?		21	34%
3	over 50 miles, but within 500 miles of your college town?		12	19%
4	over 50 miles, but within 500 miles of your home town?		10	16%
5	over 500 miles from your college town		10	16%
6	over 500 miles from your home town		4	6%

22. If you have accepted employment, what will be your starting salary?

#	Answer		Response	%
1	\$10,000 or less		0	0%
2	\$10,001 - \$15,000		0	0%
3	\$15,001 - \$20,000		4	7%
4	\$20,001 - \$25,000		1	2%
5	\$25,001 - \$30,000		2	3%
6	\$30,001 - \$35,000		3	5%
7	\$35,001 - \$40,000		3	5%
8	\$40,001 - \$45,000		2	3%
9	\$45,001 - \$50,000		5	8%
10	More than \$50,000		4	7%
11	I have not yet accepted employment		35	59%
	Total		59	100%

23. For the position indicated above, who is your employer?








Text Response
Healthcare
enterprise holdings
University directories
Hess Stewart Campbell
Walmart
I currently work full time at Dick's Sporting Goods making around \$28,000 a year before taxes
CSX Transportation
Cabell Huntington Hospital
EnerVest Operating
Toyota Motor Manufacturing, WV
The Fyffe Jones Group
In retail, local business
Arnett Foster Toothman
Lowes
Red Lobster
csx

Statistic	Value
Total Responses	16

24. Did you use Career Services to help you with your career path?

#	Answer	Response	%
1	Yes	35	48%
2	No	38	52%
	Total	73	100%

25. If you answered "yes" to the previous question, please indicate all services used.

#	Answer		Response	%
1	Marshall JobTrax		28	80%
2	Resume assistance		27	77%
3	Career Advising		13	37%
4	Mock Interviewing		4	11%
5	On-campus recruitment event		10	29%
6	Career Fair		13	37%
7	Other		1	3%

Other
Beta Alpha Psi Events

26. Please indicate your level of satisfaction with these elements of your experience in the Lewis College of Business:

#	Question	Very Satisfied	Satisfied	Neutral	Dissatisfied	Very Dissatisfied	Total Responses	Mean
1	Availability of academic advising	42	23	6	2	0	73	1.56
2	Quality of advising	40	20	8	5	0	73	1.70
3	Availability of courses inside COB	29	28	9	7	0	73	1.92
4	Availability of courses outside COB	19	37	14	2	1	73	2.03
5	Information about college policies and procedures	26	29	14	3	1	73	1.96
6	Information about college events and activities	26	38	8	0	1	73	1.79
7	Sufficient summer school offerings	13	29	20	9	2	73	2.42
8	Relevance of	20	33	12	5	3	73	2.15

27. Please indicate your level of satisfaction with these elements of your experience in the Accounting Program;

#	Question	Very Satisfied	Satisfied	Neutral	Dissatisfied	Very Dissatisfied	Total Responses	Mean
1	Accounting courses promote critical thinking and analytic skills	5	7	1	0	0	13	1.69
2	Accounting courses promote writing skills	4	8	0	1	0	13	1.85
3	Accounting courses promote speaking skills	4	5	2	2	0	13	2.15
4	Accounting courses adequately prepared me for my planned career	5	6	1	1	0	13	1.85
5	Accounting courses provided adequate experience with and	5	6	1	1	0	13	1.85

	knowledge of computers							
6	Accounting faculty are generally accessible	4	9	0	0	0	13	1.69
7	Accounting faculty seemed interested in me as a student	4	6	1	2	0	13	2.08

Statistic	Accounting courses promote critical thinking and analytic skills	Accounting courses promote writing skills	Accounting courses promote speaking skills	Accounting courses adequately prepared me for my planned career	Accounting courses provided adequate experience with and knowledge of computers	Accounting faculty are generally accessible	Accounting faculty seemed interested in me as a student
Min Value	1	1	1	1	1	1	1
Max Value	3	4	4	4	4	2	4
Mean	1.69	1.85	2.15	1.85	1.85	1.69	2.08
Variance	0.40	0.64	1.14	0.81	0.81	0.23	1.08
Standard Deviation	0.63	0.80	1.07	0.90	0.90	0.48	1.04
Total Responses	13	13	13	13	13	13	13

28. Please indicate your level of satisfaction with these elements of your experience in the Economics Program:

#	Question	Very Satisfied	Satisfied	Neutral	Dissatisfied	Very Dissatisfied	Total Responses	Mean
1	Economics courses promote critical thinking and analytic skills	1	2	1	0	0	4	2.00
2	Economics courses promote writing skills	0	3	1	0	0	4	2.25
3	Economics courses promote speaking skills	0	3	1	0	0	4	2.25
4	Economics courses adequately prepared me for my planned career	1	2	1	0	0	4	2.00
5	Economics courses provided adequate experience with and	0	3	1	0	0	4	2.25

	knowledge of computers							
6	Economics faculty are generally accessible	1	2	1	0	0	4	2.00
7	Economics faculty seemed interested in me as a student	2	1	1	0	0	4	1.75

Statistic	Economics courses promote critical thinking and analytic skills	Economics courses promote writing skills	Economics courses promote speaking skills	Economics courses adequately prepared me for my planned career	Economics courses provided adequate experience with and knowledge of computers	Economics faculty are generally accessible	Economics faculty seemed interested in me as a student
Min Value	1	2	2	1	2	1	1
Max Value	3	3	3	3	3	3	3
Mean	2.00	2.25	2.25	2.00	2.25	2.00	1.75
Variance	0.67	0.25	0.25	0.67	0.25	0.67	0.92
Standard Deviation	0.82	0.50	0.50	0.82	0.50	0.82	0.96
Total Responses	4	4	4	4	4	4	4

29. Please indicate your level of satisfaction with these elements of your experience in the International Business Program:

#	Question	Very Satisfied	Satisfied	Neutral	Dissatisfied	Very Dissatisfied	Total Responses	Mean
1	International Business courses promote critical thinking and analytic skills	1	0	0	0	0	1	1.00
2	International Business courses promote writing skills	0	1	0	0	0	1	2.00
3	International Business courses promote speaking skills	0	1	0	0	0	1	2.00
4	International Business courses adequately prepared me for my planned career	1	0	0	0	0	1	1.00
5	International Business courses provided	0	1	0	0	0	1	2.00

	adequate experience with and knowledge of computers							
6	International Business faculty are generally accessible	1	0	0	0	0	1	1.00
7	International Business faculty seemed interested in me as a student	0	1	0	0	0	1	2.00

Statistic	International Business courses promote critical thinking and analytic skills	International Business courses promote writing skills	International Business courses promote speaking skills	International Business courses adequately prepared me for my planned career	International Business courses provided adequate experience with and knowledge of computers	International Business faculty are generally accessible	International Business faculty seemed interested in me as a student
Min Value	1	2	2	1	2	1	2
Max Value	1	2	2	1	2	1	2
Mean	1.00	2.00	2.00	1.00	2.00	1.00	2.00
Variance	0.00	0.00	0.00	0.00	0.00	0.00	0.00
Standard Deviation	0.00	0.00	0.00	0.00	0.00	0.00	0.00
Total Responses	1	1	1	1	1	1	1

30. Please indicate your level of satisfaction with these elements of your experience in the Finance Program:

#	Question	Very Satisfied	Satisfied	Neutral	Dissatisfied	Very Dissatisfied	Total Responses	Mean
1	Finance courses promote critical thinking and analytic skills	13	6	1	0	0	20	1.40
2	Finance courses promote writing skills	14	4	1	1	0	20	1.45
3	Finance courses promote speaking skills	13	6	0	1	0	20	1.45
4	Finance courses adequately prepared me for my planned career	10	6	3	1	0	20	1.75
5	Finance courses provided adequate experience with and	10	8	2	0	0	20	1.60

	knowledge of computers							
6	Finance faculty are generally accessible	10	7	2	1	0	20	1.70
7	Finance faculty seemed interested in me as a student	11	6	2	1	0	20	1.65

Statistic	Finance courses promote critical thinking and analytic skills	Finance courses promote writing skills	Finance courses promote speaking skills	Finance courses adequately prepared me for my planned career	Finance courses provided adequate experience with and knowledge of computers	Finance faculty are generally accessible	Finance faculty seemed interested in me as a student
Min Value	1	1	1	1	1	1	1
Max Value	3	4	4	4	3	4	4
Mean	1.40	1.45	1.45	1.75	1.60	1.70	1.65
Variance	0.36	0.68	0.58	0.83	0.46	0.75	0.77
Standard Deviation	0.60	0.83	0.76	0.91	0.68	0.86	0.88
Total Responses	20	20	20	20	20	20	20

31. Please indicate your level of satisfaction with these elements of your experience in the Management Program:

#	Question	Very Satisfied	Satisfied	Neutral	Dissatisfied	Very Dissatisfied	Total Responses	Mean
1	Management courses promote critical thinking and analytic skills	8	8	2	1	0	19	1.79
2	Management courses promote writing skills	6	9	2	2	0	19	2.00
3	Management courses promote speaking skills	8	9	1	0	1	19	1.79
4	Management courses adequately prepared me for my planned career	6	7	4	1	1	19	2.16
5	Management courses provided adequate experience with and knowledge of computers	8	6	3	1	1	19	2.00
6	Management	8	9	1	1	0	19	1.74

	faculty are generally accessible							
7	Management faculty seemed interested in me as a student	8	9	0	1	1	19	1.84

Statistic	Management courses promote critical thinking and analytic skills	Management courses promote writing skills	Management courses promote speaking skills	Management courses adequately prepared me for my planned career	Management courses provided adequate experience with and knowledge of computers	Management faculty are generally accessible	Management faculty seemed interested in me as a student
Min Value	1	1	1	1	1	1	1
Max Value	4	4	5	5	5	4	5
Mean	1.79	2.00	1.79	2.16	2.00	1.74	1.84
Variance	0.73	0.89	0.95	1.25	1.33	0.65	1.14
Standard Deviation	0.85	0.94	0.98	1.12	1.15	0.81	1.07
Total Responses	19	19	19	19	19	19	19

32. Please indicate your level of satisfaction with these elements of your experience in the MIS Program:

#	Question	Very Satisfied	Satisfied	Neutral	Dissatisfied	Very Dissatisfied	Total Responses	Mean
1	MIS courses promote critical thinking and analytic skills	1	3	0	0	0	4	1.75
2	MIS courses promote writing skills	0	3	1	0	0	4	2.25
3	MIS courses promote speaking skills	1	2	1	0	0	4	2.00
4	MIS courses adequately prepared me for my planned career	1	1	1	1	0	4	2.50
5	MIS courses provided adequate experience with and	2	1	0	1	0	4	2.00

	knowledge of computers							
6	MIS faculty are generally accessible	2	2	0	0	0	4	1.50
7	MIS faculty seemed interested in me as a student	3	1	0	0	0	4	1.25

Statistic	MIS courses promote critical thinking and analytic skills	MIS courses promote writing skills	MIS courses promote speaking skills	MIS courses adequately prepared me for my planned career	MIS courses provided adequate experience with and knowledge of computers	MIS faculty are generally accessible	MIS faculty seemed interested in me as a student
Min Value	1	2	1	1	1	1	1
Max Value	2	3	3	4	4	2	2
Mean	1.75	2.25	2.00	2.50	2.00	1.50	1.25
Variance	0.25	0.25	0.67	1.67	2.00	0.33	0.25
Standard Deviation	0.50	0.50	0.82	1.29	1.41	0.58	0.50
Total Responses	4	4	4	4	4	4	4

33. Please indicate your level of satisfaction with these elements of your experience in the Marketing Program:

#	Question	Very Satisfied	Satisfied	Neutral	Dissatisfied	Very Dissatisfied	Total Responses	Mean
1	Marketing courses promote critical thinking and analytic skills	5	5	2	0	0	12	1.75
2	Marketing courses promote writing skills	1	6	5	0	0	12	2.33
3	Marketing courses promote speaking skills	3	7	1	1	0	12	2.00
4	Marketing courses adequately prepared me for my planned career	3	4	4	1	0	12	2.25
5	Marketing courses provided adequate experience with and	2	7	3	0	0	12	2.08

	knowledge of computers							
6	Marketing faculty are generally accessible	4	5	3	0	0	12	1.92
7	Marketing faculty seemed interested in me as a student	4	3	4	1	0	12	2.17

Statistic	Marketing courses promote critical thinking and analytic skills	Marketing courses promote writing skills	Marketing courses promote speaking skills	Marketing courses adequately prepared me for my planned career	Marketing courses provided adequate experience with and knowledge of computers	Marketing faculty are generally accessible	Marketing faculty seemed interested in me as a student
Min Value	1	1	1	1	1	1	1
Max Value	3	3	4	4	3	3	4
Mean	1.75	2.33	2.00	2.25	2.08	1.92	2.17
Variance	0.57	0.42	0.73	0.93	0.45	0.63	1.06
Standard Deviation	0.75	0.65	0.85	0.97	0.67	0.79	1.03
Total Responses	12	12	12	12	12	12	12

34. Gender

Value	Total
Male	46
Female	37

35. Race

Value	Total
Caucasian (White)	57
African-American (Black)	2
Asian/Pacific Islander	1
No Information	23

36. Age

Value	Total
23	19
22	29
24	2
21	15
37	1
26	1
25	6
58	2
31	1
38	1
27	2
41	1
20	1
28	1
42	1

37. Degree

Value	Total
BBA	83

38. Major

Value	Total
BM10	21
BA10	13
BF10	25
BM30	14
BE10	4
BE20	1
BM20	5

39. Minor_1

Value	Total
VENT	14
VECN	7
VMKT	10
VACC	4
VMGT	2
VFIN	1
VCMM	2
VPSY	1
[No Value]	42

40. Minor_2

Value	Total
VMKT	6
VPSY	2
VGER	1
VMGT	2
VFIN	1
VENT	1
VIAF	1
VCMM	1
[No Value]	68

41. GPA

Value	Total
2.22	1
2.55	1
2.09	1
3.37	2
3.47	2
2.97	2
3.45	2
2.46	1
2.94	2
3.02	1
3.19	1
3.03	1
4	2
2.65	1
2.85	2
3.78	1
2.45	1
2.79	1
3.13	1
3.81	1
3.74	1
2.61	1
3.33	1
2.62	1
3.51	1
3.29	2
2.67	1
3.09	1
2.91	2
2.02	1
3.18	1
3	2
2.74	1
2.69	1

3.58	1
3.57	1
2.39	1
3.7	1
2.84	1
2.88	2
3.25	1
2.76	1
2.77	2
3.94	2
2.93	1
3.01	1
3.52	2
3.88	1
3.95	1
3.26	1
2.63	1
2.82	1
3.97	1
3.82	2
3.39	1
3.61	1
2.66	1
3.38	1
3.91	1
3.28	1
2.58	1
2.68	1
3.3	1
3.15	1
2.8	1
2.9	1
3.16	1
2.83	1