

Graduation Survey Results: Marshall University's School of Journalism and Mass Communications: Academic Year 2012 – 2013

Total Responses = 34/63 (54% response rate)

1. Family Status

#	Answer		Response	%
1	Married, no children		3	9%
2	Married, with children		0	0%
3	Single, no children		31	91%
4	Single, with children		0	0%
	Total		34	100%

2. Residency at time of admission

#	Answer		Response	%
1	In-State		27	79%
2	Metro		1	3%
3	Out-of-State		6	18%
	Total		34	100%

3. Number of semesters enrolled to complete your degree (Note: One semester is equal to fall, spring, or summer, resulting in the potential for three semesters in one year)

#	Answer		Response	%
1	Fewer than 8 semesters		4	12%
2	8 semesters		8	24%
3	9 semesters		6	18%
4	10 semesters		7	21%
5	11 semesters		3	9%
6	12 semesters		3	9%
7	13 semesters		0	0%
8	14 semesters		1	3%
9	15 semesters		2	6%
10	16 semesters		0	0%
11	17 semesters		0	0%
12	18 semesters		0	0%
13	19 semesters		0	0%
14	20 semesters		0	0%
15	More than 20 semesters		0	0%
	Total		34	100%

4. While pursuing your degree, did you

#	Answer		Response	%
1	Originally enroll and stay at Marshall		26	79%
2	Transfer from a 2-year institution or community college		2	6%
3	Transfer from another 4-year institution		5	15%
	Total		33	100%

5. During the last year of your studies, how many hours a week did you work while attending classes?

#	Answer		Response	%
1	None		1	3%
2	1 - 10		1	3%
3	11 - 20		13	38%
4	21 - 30		12	35%
5	More than 30		7	21%
	Total		34	100%

6. Which of the following best describes your educational objective while attending Marshall University?

#	Answer		Response	%
1	Begin my first career		31	91%
2	Advance in current career		1	3%
3	Change career		2	6%
4	Non-career objective		0	0%
	Total		34	100%

7. Upon graduation, what was the dollar amount of your educational loan indebtedness?

#	Answer		Response	%
1	No indebtedness		12	35%
2	Up to \$4,999		2	6%
3	\$5,000 - \$9,999		4	12%
4	\$10,000 - \$14,999		2	6%
5	\$15,000 - \$19,999		3	9%
6	Over \$20,000		11	32%
	Total		34	100%










8. Did you take part in an internship, practicum or other structured work experience related to your major and anticipated career?



#	Answer		Response	%
1	Yes		34	100%
2	No		0	0%
	Total		34	100%

9. If you answered "yes" to the previous question, did that experience increase your ability to secure employment or employment offers?

#	Answer		Response	%
1	Yes		27	79%
2	No		2	6%
3	Insufficient information to answer this question		5	15%
	Total		34	100%

10. When I graduate from Marshall University I plan to (check all that apply)

#	Answer		Response	%
1	Attend graduate school		12	35%
2	Complete additional undergraduate coursework		0	0%
3	Continue to work at the same job I have at present		7	21%
4	Enter the military		0	0%
5	Work for a private sector company or corporation		13	38%
6	Work for a local, state, or federal agency		5	15%
7	Work for a volunteer or service organization, e.g. Peace Corps, AmeriCorps, City Year, etc.		1	3%
8	Work for a non-profit organization, e.g. hospital, university, public school, etc.		6	18%
9	Begin my own business		1	3%
10	Start or raise a family		7	21%
11	Take time off (to travel, etc.)		6	18%

12	Undecided or no plans		6	18%
13	Other		1	3%

Other	
Move out of state and pursue a career in my field	

11. If you plan to continue your education and have applied to institutions of higher education, please check all that apply: I have applied to institutions of higher education

#	Answer		Response	%
1	Within 50 miles of my college town		2	25%
2	Within 50 miles of my home town		0	0%
3	Over 50 miles, but within 500 miles of my college town		1	13%
4	Over 50 miles, but within 500 miles of my home town		1	13%
5	In WV		3	38%
6	In at least one of WV's neighboring states (OH, KY, VA, MD, PA)		3	38%
7	Within the US, but outside the above boundaries		2	25%
8	Internationally		1	13%
9	Other (please specify)		0	0%

12. Have you been accepted by a higher-level educational program?

#	Answer		Response	%
1	Yes		3	30%
2	No		7	70%

13. If you have been accepted by a higher level institution, what institution do you plan to attend?

Text Response

Have not yet been accepted by the institution that I am hoping to attend

Marquette University or Ohio Northern University

14. While pursuing my degree at Marshall University

#	Question	Strongly Agree	Agree	Neither Agree nor Disagree	Disagree	Strongly Disagree	Total Responses	Mean
1	I developed the ability to write effectively.	20	13	0	0	0	33	1.39
2	I developed the ability to use mathematics in everyday life.	0	9	17	5	2	33	3.00
3	I learned to find scholarly information, to evaluate it critically and to use it effectively.	9	22	2	0	0	33	1.79
4	I gained expertise in the use of technology important in my field of study.	15	16	2	0	0	33	1.61
5	I acquired sufficient skills and knowledge to prepare for career-related positions.	16	16	0	1	0	33	1.58
6	I developed the ability to express myself effectively through speaking.	18	14	1	0	0	33	1.48
7	I developed multicultural and global perspectives.	10	19	4	0	0	33	1.82
8	Writing intensive courses helped me to improve my writing skills.	10	15	4	4	0	33	2.06
9	My classes challenged me to analyze and	12	17	4	0	0	33	1.76

	evaluate issues and to solve real-world problems in a manner that is ethical and supportive of our civic well being.							
10	I broadened my appreciation for the arts.	9	16	7	1	0	33	2.00
11	My capstone course challenged me to do my best work.	20	8	3	2	0	33	1.61
12	I learned to examine issues from multiple perspectives.	13	18	1	0	0	32	1.63
13	I learned to use what I know to solve novel problems.	9	20	4	0	0	33	1.85
14	I learned to assess my own values and to examine other viewpoints and credible evidence.	11	21	1	0	0	33	1.70

15. Now that I have completed my degree,

#	Question	Strongly Agree	Agree	Neither Agree nor Disagree	Disagree	Strongly Disagree	Total Responses	Mean
1	I feel adequately prepared for a career and/or graduate or professional study in my major field.	11	20	1	1	0	33	1.76
2	I believe that Marshall University's program in my major field is of high quality.	18	13	2	0	0	33	1.52
3	I would recommend to others that they study the same program at Marshall.	19	13	1	0	0	33	1.45
4	I would recommend Marshall to prospective students.	14	16	3	0	0	33	1.67

16. Please rate your level of satisfaction with the quality of the following at Marshall:

#	Question	Very Satisfied	Satisfied	Neutral	Dissatisfied	Very Dissatisfied	Total Responses	Mean
1	Teaching	14	17	1	0	0	32	1.59
2	Advising	8	15	8	0	1	32	2.09
3	Academic Support Services	3	20	7	2	0	32	2.25
4	Classroom/Lab Facilities	5	25	1	1	0	32	1.94

17. When I graduate, I plan to

#	Answer		Response	%
1	Be employed		31	94%
2	Further my education		9	27%
3	Other		0	0%

18. If you plan to be employed after graduation, will your job be in the career path you have chosen?

#	Answer		Response	%
1	Yes		19	61%
2	No		2	6%
3	Don't know yet		10	32%
	Total		31	100%

19. If you plan to be employed after graduation, will your job be in your major field?

#	Answer		Response	%
1	Yes		20	67%
2	No		2	7%
3	Don't know yet		8	27%
	Total		30	100%









20. If you plan to be employed after graduation, will your job be

#	Answer		Response	%
1	In WV?		14	45%
2	In KY, OH, PA, VA, or MD?		6	19%
3	In a state other than one mentioned above?		10	32%
4	In a country other than the US?		1	3%
	Total		31	100%

21. If you plan to be employed after graduation, will your job be (choose all that apply):

#	Answer		Response	%
1	within 50 miles of your college town?		13	42%
2	within 50 miles of your home town?		4	13%
3	over 50 miles, but within 500 miles of your college town?		9	29%
4	over 50 miles, but within 500 miles of your home town?		7	23%
5	over 500 miles from your college town		6	19%
6	over 500 miles from your home town		8	26%

22. If you have accepted employment, what will be your starting salary?

#	Answer		Response	%
1	\$10,000 or less		2	7%
2	\$10,001 - \$15,000		2	7%
3	\$15,001 - \$20,000		1	3%
4	\$20,001 - \$25,000		1	3%
5	\$25,001 - \$30,000		3	10%
6	\$30,001 - \$35,000		1	3%
7	\$35,001 - \$40,000		1	3%
8	\$40,001 - \$45,000		0	0%
9	\$45,001 - \$50,000		0	0%
10	More than \$50,000		0	0%
11	I have not yet accepted employment		19	63%
	Total		30	100%

23. For the position indicated above, who is your employer?

Text Response
Court Reporting firm
The Huntington Area Food Bank
WSAZ, NewsChannel3
The Ironton Tribune
WSAZ
Walker & Stevens
Greenbrier Valley Theatre
Hurricane Chevrolet

24. Did you use Career Services to help you with your career path?

#	Answer	Response	%
1	Yes	6	19%
2	No	26	81%
	Total	32	100%

25. If you answered "yes" to the previous question, please indicate all services used.

#	Answer	Response	%
1	Marshall JobTrax	4	67%
2	Resume assistance	4	67%
3	Career Advising	1	17%
4	Mock Interviewing	0	0%
5	On-campus recruitment event	0	0%
6	Career Fair	0	0%
7	Other	0	0%

26. Gender

Value	Total
Female	25
Male	9

27. Race

Value	Total
White	29
African American	3
[No Value]	2

28. Age

Value	Total
22	12
21	7
24	2
23	9
26	3
20	1

29. Degree

Value	Total
BA	34

30. Major

Value	Total
JJ70	13
JJ20	9
JJ30	7
JJ60	3
JJ90	1
JJ50	1

31. Minor_1

Value	Total
VPSY	4
VMKT	5
VPSC	8
VART	2
VMUS	1
VHST	7
VWMS	1
VSPN	2
VCJO	1
VFCS	1
VTHE	1
VENG	1

32. Minor_2

Value	Total
VENG	1
VPSC	1
VMKT	1
[No Value]	31

33. GPA

Value	Total
3.92	1
2.51	1
2.68	1
2.81	1
3.12	1
3.35	1
2.98	1
2.77	1
3.34	2
3.02	1
3.43	1
2.75	1
3.16	1
3.27	2
3.71	1
3.78	1
3.1	1
3.31	1
3.38	1
2.53	1
2.54	1
3.36	1
2.91	1
2.5	1
3.67	1
3.58	1
3.23	1
3.37	1
2.9	1
3.03	1
2.82	1
2.46	1