

Graduation Survey Results: Marshall University's College of Science: Academic Year 2012 – 2013

Total Responses = 74/172 (43% response rate)












1. Family Status

#	Answer		Response	%
1	Married, no children		4	5%
2	Married, with children		6	8%
3	Single, no children		61	82%
4	Single, with children		3	4%
	Total		74	100%

2. Residence at time of admission

#	Answer		Response	%
1	In-State		55	74%
2	Metro		8	11%
3	Out-of-State		11	15%
	Total		74	100%

3. Number of semesters enrolled to complete your degree (Note: One semester is equal to fall, spring, or summer, resulting in the potential for three semesters in one year)

#	Answer		Response	%
1	Fewer than 8 semesters		6	8%
2	8 semesters		23	32%
3	9 semesters		13	18%
4	10 semesters		10	14%
5	11 semesters		9	12%
6	12 semesters		2	3%
7	13 semesters		3	4%
8	14 semesters		0	0%
9	15 semesters		4	5%
10	16 semesters		0	0%
11	17 semesters		1	1%
12	18 semesters		1	1%
13	19 semesters		0	0%
14	20 semesters		0	0%
15	More than 20 semesters		1	1%
	Total		73	100%

4. While pursuing your degree, did you

#	Answer		Response	%
1	Originally enroll and stay at Marshall		54	73%
2	Transfer from a 2-year institution or community college		5	7%
3	Transfer from another 4-year institution		15	20%
	Total		74	100%

5. During the last year of your studies, how many hours a week did you work while attending classes?

#	Answer		Response	%
1	None		22	30%
2	1 - 10		11	15%
3	11 - 20		22	30%
4	21 - 30		11	15%
5	More than 30		8	11%
	Total		74	100%

6. Which of the following best describes your educational objective while attending Marshall University?

#	Answer		Response	%
1	Begin my first career		67	91%
2	Advance in current career		1	1%
3	Change career		3	4%
4	Non-career objective		3	4%
	Total		74	100%

7. Upon graduation, what was the dollar amount of your educational loan indebtedness?

#	Answer		Response	%
1	No indebtedness		29	40%
2	Up to \$4,999		5	7%
3	\$5,000 - \$9,999		5	7%
4	\$10,000 - \$14,999		9	12%
5	\$15,000 - \$19,999		3	4%
6	Over \$20,000		22	30%
	Total		73	100%











8. Did you take part in an internship, practicum or other structured work experience related to your major and anticipated career?



#	Answer		Response	%
1	Yes		52	70%
2	No		22	30%
	Total		74	100%

9. If you answered "yes" to the previous question, did that experience increase your ability to secure employment or employment offers?

#	Answer		Response	%
1	Yes		27	53%
2	No		8	16%
3	Insufficient information to answer this question		16	31%
	Total		51	100%

10. When I graduate from Marshall University I plan to (check all that apply)

#	Answer		Response	%
1	Attend graduate school		52	70%
2	Complete additional undergraduate coursework		3	4%
3	Continue to work at the same job I have at present		7	9%
4	Enter the military		0	0%
5	Work for a private sector company or corporation		13	18%
6	Work for a local, state, or federal agency		19	26%
7	Work for a volunteer or service organization, e.g. Peace Corps, AmeriCorps, City Year, etc.		3	4%
8	Work for a non-profit organization, e.g. hospital, university, public school, etc.		12	16%
9	Begin my own business		4	5%
10	Start or raise a family		13	18%
11	Take time off (to travel, etc.)		7	9%

12	Undecided or no plans		5	7%
13	Other		7	9%

Other	
Get a job in the Water Quality of WV	
Medical School	
Attend Professional School	
Apply to Pharmacy School	
dental school	
Study for MCAT	
Attend Medical School	



11. If you plan to continue your education and have applied to institutions of higher education, please check all that apply: I have applied to institutions of higher education

#	Answer		Response	%
1	Within 50 miles of my college town		17	35%
2	Within 50 miles of my home town		13	27%
3	Over 50 miles, but within 500 miles of my college town		19	40%
4	Over 50 miles, but within 500 miles of my home town		18	38%
5	In WV		23	48%
6	In at least one of WV's neighboring states (OH, KY, VA, MD, PA)		17	35%
7	Within the US, but outside the above boundaries		18	38%
8	Internationally		0	0%
9	Other (please specify)		1	2%

Other (please specify)

Marshall University Safety Program

12. Have you been accepted by a higher-level educational program?

#	Answer		Response	%
1	Yes		35	73%
2	No		13	27%

13. If you have been accepted by a higher level institution, what institution do you plan to attend?

Text Response

Ohio University- Athens

I am not sure at this time. Marshall's graduate programs are kind of sketchy and not helpful. I would have liked an opportunity to have an internship prior to my senior year.

West Virginia University

Southern College of Optometry

Palmer College of Chiropractic Florida Campus

Marshall University School of Medicine

Marshall University

MUSOM

Virginia Maryland Regional College of Veterinary Medicine

Either the University of Texas (if accepted) or Texas Tech University (already accepted)

Marshall University School of Physical Therapy

Rochester Institute of Technology

Palmer College of Chiropractic

West Virginia University School of Medicine

Marshall University Joan C. Edwards School of Medicine

West Virginia University

Northampton

Marshall University

Marshall University

Marshall University School of Medicine

Marshall University Medical School

WVU School of Dentistry

The Ohio State University

West Virginia University Medical School

Marshall university

Marshall

Marshall School of Pharmacy

WVU

Marshall University

Auburn University College of Veterinary Medicine

Yes

Trevecca Nazarene University

Marshall Medical School

Marshall

14. While pursuing my degree at Marshall University

#	Question	Strongly Agree	Agree	Neither Agree nor Disagree	Disagree	Strongly Disagree	Total Responses	Mean
1	I developed the ability to write effectively.	26	38	5	4	0	73	1.82
2	I developed the ability to use mathematics in everyday life.	22	31	16	4	0	73	2.03
3	I learned to evaluate information critically and to use it effectively.	29	38	6	0	0	73	1.68
4	I gained expertise in the use of technology important in my field of study.	26	37	5	3	2	73	1.88
5	I acquired sufficient skills and knowledge to prepare for career-related positions.	24	36	9	2	2	73	1.93
6	I developed the ability to express myself effectively through speaking.	26	32	12	3	0	73	1.89
7	I developed multicultural and global perspectives.	24	28	14	5	1	72	2.04
8	Writing intensive courses helped me to improve my writing skills.	20	25	15	12	1	73	2.30
9	My classes challenged me to analyze and evaluate issues and	22	34	14	2	1	73	1.99

	to solve real-world problems in a manner that is ethical and supportive of our civic well being.							
10	I broadened my appreciation for the arts.	11	22	23	12	5	73	2.70
11	My capstone course challenged me to do my best work.	25	33	9	5	1	73	1.96
12	I learned to examine issues from multiple perspectives.	32	33	8	0	0	73	1.67
13	I learned to use what I know to solve novel problems.	27	37	9	0	0	73	1.75
14	I learned to assess my own values and to examine other viewpoints and credible evidence.	30	37	5	1	0	73	1.68

15. Now that I have completed my degree,

#	Question	Strongly Agree	Agree	Neither Agree nor Disagree	Disagree	Strongly Disagree	Total Responses	Mean
1	I feel adequately prepared for a career and/or graduate or professional study in my major field.	27	38	7	0	1	73	1.77
2	I believe that Marshall University's program in my major field is of high quality.	25	32	12	4	0	73	1.93
3	I would recommend to others that they study the same program at Marshall.	31	28	10	4	0	73	1.82
4	I would recommend Marshall to prospective students.	32	28	11	1	1	73	1.78

16. Please rate your level of satisfaction with the quality of the following at Marshall:

#	Question	Very Satisfied	Satisfied	Neutral	Dissatisfied	Very Dissatisfied	Total Responses	Mean
1	Teaching	22	43	7	1	0	73	1.82
2	Advising	20	25	12	12	4	73	2.38
3	Academic Support Services	11	25	28	9	0	73	2.48
4	Classroom/Lab Facilities	11	35	18	7	2	73	2.37

17. When I graduate, I plan to

#	Answer		Response	%
1	Be employed		27	37%
2	Further my education		56	77%
3	Other		1	1%

Other

undecided

18. If you plan to be employed after graduation, will your job be in the career path you have chosen?

#	Answer		Response	%
1	Yes		15	56%
2	No		2	7%
3	Don't know yet		10	37%
	Total		27	100%

19. If you plan to be employed after graduation, will your job be in your major field?

#	Answer		Response	%
1	Yes		17	63%
2	No		1	4%
3	Don't know yet		9	33%
	Total		27	100%












20. If you plan to be employed after graduation, will your job be

#	Answer		Response	%
1	In WV?		12	44%
2	In KY, OH, PA, VA, or MD?		10	37%
3	In a state other than one mentioned above?		5	19%
4	In a country other than the US?		0	0%
	Total		27	100%

21. If you plan to be employed after graduation, will your job be (choose all that apply):

#	Answer		Response	%
1	within 50 miles of your college town?		14	52%
2	within 50 miles of your home town?		10	37%
3	over 50 miles, but within 500 miles of your college town?		4	15%
4	over 50 miles, but within 500 miles of your home town?		9	33%
5	over 500 miles from your college town		6	22%
6	over 500 miles from your home town		6	22%

22. If you have accepted employment, what will be your starting salary?

#	Answer		Response	%
1	\$10,000 or less		1	4%
2	\$10,001 - \$15,000		0	0%
3	\$15,001 - \$20,000		0	0%
4	\$20,001 - \$25,000		0	0%
5	\$25,001 - \$30,000		4	15%
6	\$30,001 - \$35,000		0	0%
7	\$35,001 - \$40,000		0	0%
8	\$40,001 - \$45,000		1	4%
9	\$45,001 - \$50,000		1	4%
10	More than \$50,000		1	4%
11	I have not yet accepted employment		18	69%
	Total		26	100%

23. For the position indicated above, who is your employer?

Text Response
Charleston Sanitary Board, Waste Water Treatment Plant
triad engineering Inc.
N/A
National Park Service
West Virginia State Forensic Laboratory
US Department of Defense
Fat Patty's

24. Did you use Career Services to help you with your career path?

#	Answer	Response	%
1	Yes	12	16%
2	No	61	84%
	Total	73	100%

25. If you answered "yes" to the previous question, please indicate all services used.

#	Answer	Response	%
1	Marshall JobTrax	5	42%
2	Resume assistance	9	75%
3	Career Advising	6	50%
4	Mock Interviewing	8	67%
5	On-campus recruitment event	1	8%
6	Career Fair	3	25%
7	Other	1	8%

Other

personal statement

26. Please indicate your level of satisfaction with these elements of your experience in the College of Science:

#	Question	Very Satisfied	Satisfied	Neutral	Dissatisfied	Very Dissatisfied	Total Responses	Mean
1	Availability and quality of academic advising	25	26	9	11	2	73	2.16
2	Availability of courses	12	37	14	8	2	73	2.33
3	Responsiveness to students with special needs	17	18	33	2	0	70	2.29
4	Professionalism/Scholarship of faculty	19	47	5	2	0	73	1.86
5	Development of critical thinking skills	24	38	8	3	0	73	1.86

supportive of all racial/ethnic groups								
--	--	--	--	--	--	--	--	--

	develop my thinking and analytical abilities.							
7	Required courses for my major still gave me the opportunity to take other classes that seemed interesting and beneficial.	0	0	0	0	0	0	0.00
8	I would recommend MU to a friend who wished to major in Physics.	0	0	0	0	0	0	0.00
9	The labs were well-equipped so that there were few problems with too little or broken equipment.	0	0	0	0	0	0	0.00
10	The courses in the Physics Department have helped me to develop my thinking and analytical abilities.	0	0	0	0	0	0	0.00

29. Please indicate your level of satisfaction with these elements of your experience in the Biological Sciences Program.

#	Question	Very Satisfied	Satisfied	Neutral	Dissatisfied	Very Dissatisfied	Total Responses	Mean
1	The required courses in BSC were valuable and relevant preparation for advancing to the next stage of my career.	11	19	3	0	0	33	1.76
2	There was a sufficient number and variety of elective courses in the Biological Science curriculum.	7	20	5	1	0	33	2.00
3	BSC courses encourage thinking and analytic skills.	16	16	1	0	0	33	1.55
4	BSC courses promote improved communication skills.	6	16	9	2	0	33	2.21
5	BSC program provides adequate experience with and use of computers.	9	16	6	2	0	33	2.03
6	Courses in BSC effectively integrate modern research activities with more traditional material.	10	16	6	1	0	33	1.94

7	Lab activities for BSC were relevant and important to the development of difficult concepts.	8	16	5	3	1	33	2.18
8	Lab activities for BSC courses provided active student involvement and participation for the development for the basic technical skills.	11	17	4	1	0	33	1.85
9	Members of the BSC faculty appeared to be competent and knowledgeable in their fields.	16	16	1	0	0	33	1.55
10	Members of the BSC faculty appeared to be fair and unbiased towards students regardless of race, gender, age and/or disability.	19	13	1	0	0	33	1.45
11	Members of the BSC faculty were generally accessible and friendly.	17	15	1	0	0	33	1.52
12	I would recommend Marshall University to a friend who wished to major in Biological	18	13	1	1	0	33	1.55

	Science.							
--	----------	--	--	--	--	--	--	--

30. Please indicate your level of satisfaction with these elements of your experience in the Chemistry Program.

#	Question	Very Satisfied	Satisfied	Neutral	Dissatisfied	Very Dissatisfied	Total Responses	Mean
1	There were sufficient number and variety of elective courses in the Chemistry curriculum.	3	2	0	1	0	6	1.83
2	Chemistry courses encourage thinking and analytic skills.	5	1	0	0	0	6	1.17
3	Chemistry courses promote improved communication skills.	3	2	1	0	0	6	1.67
4	Chemistry program provides adequate experience with and use of computers.	2	2	1	1	0	6	2.17
5	Lab activities for Chemistry courses were relevant and important to the development of difficult concepts.	1	3	2	0	0	6	2.17
6	Lab activities for Chemistry courses provided active student involvement and participation for	2	4	0	0	0	6	1.67

	the development for the basic technical skills.							
7	Members of the Chemistry faculty appeared to be competent and knowledgeable in their fields.	5	1	0	0	0	6	1.17
8	Members of the Chemistry faculty appeared to be fair and unbiased towards students regardless of race, gender, age and/or disability.	5	1	0	0	0	6	1.17
9	Members of the Chemistry faculty were generally accessible and friendly.	3	3	0	0	0	6	1.50
10	I would recommend Marshall University to a friend who wished to major in Chemistry.	3	2	1	0	0	6	1.67

31. Gender

Value	Total
Male	39
Female	35

32. Race

Value	Total
White	69
Asian/Pacific Islander	1
[No Value]	4

33. Age

Value	Total
26	2
22	32
27	3
21	16
29	1
25	5
23	6
32	1
24	4
44	1
20	1
36	1
28	1

34. Degree

Value	Total
BS	74

35. Major

Value	Total
SN10	2
SE10	4
SG20	3
SB10	33
SB70	6
SC10	6
SC60	5
SI10	1
SI20	7
SM10	2
SC50	2
SM30	1
SBA0	1
SB80	1

36. Minor_1

Value	Total
VGLY	1
VGEO	1
VCHM	37
VBSC	10
VANT	1
VCJO	2
VPHL	1
VSPN	1
VPSY	1
VPHY	3
VENG	1
VHST	1
VGER	1
VPSC	1
[No Value]	12

37. Minor_2

Value	Total
VSOC	1
VHS2	1
VPSY	4
VCHM	4
VHST	3
VBSC	2
VCJO	2
VSPN	1
VJPN	1
VWMS	1
[No Value]	54

38. GPA

Value	Total
3.01	1
3.22	1
2	1
3.44	1
3.12	2
4	7
3.7	1
3.35	1
2.67	1
3.61	1
3.67	4
3.39	2
2.83	1
2.99	1
2.91	1
3.84	2
3.75	1
3.07	1
3.18	1
3.5	2
2.16	1
2.56	1
3.05	1
3.78	1
3.19	1
2.84	1
3.34	1
3.91	1
3.63	3
2.73	2
3.77	1
3	1
2.98	1

3.87	1
3.55	1
3.52	1
2.81	1
3.42	2
3.82	1
3.97	2
3.45	1
3.62	1
2.53	1
2.71	1
2.68	1
2.09	1
3.94	1
3.51	1
3.24	2
2.49	1
3.71	1
3.64	1
3.9	1
2.63	1
3.85	1