

Lewis College of Business Graduation Survey Results: Calendar Year 2011

Please note that the scale for all Likert questions ranges from 1 = Very Satisfied to 5 = Very Dissatisfied. Therefore, lower means are more positive than higher means.

1. Family Status

#	Answer		Response	%
1	Married, no children		6	5%
2	Married, with children		6	5%
3	Single, no children		105	85%
4	Single, with children		7	6%
	Total		124	100%

Statistic	Value
Min Value	1
Max Value	4
Mean	2.91
Variance	0.29
Standard Deviation	0.54
Total Responses	124

2. Residence at time of admission

#	Answer		Response	%
1	In-State		92	75%
2	Metro		11	9%
3	Out-of-State		20	16%
	Total		123	100%

Statistic	Value
Min Value	1
Max Value	3
Mean	1.41
Variance	0.57
Standard Deviation	0.76
Total Responses	123

3. Number of semesters enrolled to complete your degree (Note: One semester is equal to fall, spring, or summer, resulting in the potential for three semesters in one year)

Text Response
9
8
13
7
9
8
8
8
Ten majors to complete both degrees. Had finance degree finished at 8 semesters, then decided to add on the accounting degree.
6 semesters
8
4
4
6
11
8
5
9
8
5
10
17
9
8
5
7 semesters
8
4
8
7

12
8
5
6
8
8
10
8
3
11
15
8
8
9
8
6
8
4
6
7
7
10
6
10
10
10
10
11
6
7
7
19
7
11
7
10

9
15
13
1
10 or 11?
5.5
8
12
11
fall 2011
12
10
8
18
8
9
8
12
7
10
11
5
3
8
15
4 years
11
10
10
11
7
13
6
11
5

Statistic	Value
Total Responses	104

4. While pursuing your degree, did you

#	Answer	Response	%
1	Originally enroll and stay at Marshall	79	64%
2	Transfer from a 2-year institution or community college	24	19%
3	Transfer from another 4-year institution	21	17%
	Total	124	100%

Statistic	Value
Min Value	1
Max Value	3
Mean	1.53
Variance	0.59
Standard Deviation	0.77
Total Responses	124

5. During the last year of your studies, how many hours a week did you work while attending classes?

#	Answer		Response	%
1	None		26	21%
2	1 - 10		13	10%
3	11 - 20		20	16%
4	21 - 30		30	24%
5	More than 30		35	28%
	Total		124	100%

Statistic	Value
Min Value	1
Max Value	5
Mean	3.28
Variance	2.25
Standard Deviation	1.50
Total Responses	124

6. Which of the following best describes your educational objective while attending Marshall University?

#	Answer		Response	%
1	Begin my first career		92	74%
2	Advance in current career		16	13%
3	Change career		12	10%
4	Non-career objective		4	3%
	Total		124	100%



Statistic	Value
Min Value	1
Max Value	4
Mean	1.42
Variance	0.64
Standard Deviation	0.80
Total Responses	124

7. Upon graduation, what was the dollar amount of your educational loan indebtedness?

#	Answer	Response	%
1	No indebtedness	46	37%
2	Up to \$4,999	4	3%
3	\$5,000 - \$9,999	5	4%
4	\$10,000 - \$14,999	11	9%
5	\$15,000 - \$19,999	14	11%
6	Over \$20,000	44	35%
	Total	124	100%




Statistic	Value
Min Value	1
Max Value	6
Mean	3.60
Variance	4.92
Standard Deviation	2.22
Total Responses	124

8. Did you take part in an internship, practicum or other structured work experience related to your major and anticipated career?

#	Answer		Response	%
1	Yes		50	40%
2	No		74	60%
	Total		124	100%












Statistic	Value
Min Value	1
Max Value	2
Mean	1.60
Variance	0.24
Standard Deviation	0.49
Total Responses	124



9. If you answered "yes" to the previous question, did that experience increase your ability to secure employment or employment offers?

#	Answer		Response	%
1	Yes		36	72%
2	No		3	6%
3	Insufficient information to answer this question		11	22%
	Total		50	100%

Statistic	Value
Min Value	1
Max Value	3
Mean	1.50
Variance	0.70
Standard Deviation	0.84
Total Responses	50

10. When I graduate from Marshall University I plan to (check all that apply)

#	Answer		Response	%
1	Attend graduate school		64	52%
2	Complete additional undergraduate coursework		7	6%
3	Continue to work at the same job I have at present		40	32%
4	Enter the military		3	2%
5	Work for a private sector company or corporation		43	35%
6	Work for a local, state, or federal agency		17	14%
7	Work for a volunteer or service organization, e.g. Peace Corps, AmeriCorps, City Year, etc.		1	1%
8	Work for a non-profit organization, e.g. hospital, university, public school, etc.		12	10%
9	Begin my own business		16	13%
10	Start or raise a family		14	11%
11	Take time off (to travel, etc.)		14	11%

12	Undecided or no plans		15	12%
13	Other		6	5%

Other
Internship
professional licensing (CPA)
Cosmetology school
Look for a job in my field or something making more money.
Take and pass the CPA Exam
Look for a job using my degree.

Statistic	Value
Min Value	1
Max Value	13
Total Responses	124

11. If you plan to continue your education and have applied to institutions of higher education, please check all that apply: I have applied to institutions of higher education

#	Answer		Response	%
1	Within 50 miles of my college town		14	25%
2	Within 50 miles of my home town		10	18%
3	Over 50 miles, but within 500 miles of my college town		5	9%
4	Over 50 miles, but within 500 miles of my home town		6	11%
5	In WV		28	51%
6	In at least one of WV's neighboring states (OH, KY, VA, MD, PA)		8	15%
7	Within the US, but outside the above boundaries		10	18%
8	Internationally		2	4%
9	Other (please specify)		7	13%

Other (please specify)
Keller Graduate School of Management Online
mu
Haven't applied yet
none yet
Not yet applied but plan on applying to an online masters program
I have not yet applied.
Santa Clara

Statistic	Value
Min Value	1
Max Value	9
Total Responses	55

12. Have you been accepted by a higher-level educational program?

#	Answer	Response	%
1	Yes	16	28%
2	No	41	72%

Statistic	Value
Min Value	1
Max Value	2
Total Responses	57

13. If you have been accepted by a higher level institution, what institution do you plan to attend?

Text Response
WVU College of Law
University of Kentucky
Either WVU or Ohio Northern Law Schools
ATE
Marshall University
Marshall University
Marshall University Graduate College
Baylor University
Marshall University
Ms accountancy
business school
Marshall University
Marshall Grad School
Barry University
Not sure yet
Marshall University Graduate College

Statistic	Value
Total Responses	16

14. While pursuing my degree at Marshall University

#	Question	Strongly Agree	Agree	Neither Agree nor Disagree	Disagree	Strongly Disagree	Responses	Mean
1	I acquired a basic knowledge in general education (humanities and social science courses)	42	67	12	2	0	123	1.79
2	I developed the ability to write effectively	39	70	9	4	1	123	1.85
3	I developed the ability to use mathematics effectively	30	58	23	11	1	123	2.15
4	I had sufficient access to and opportunity to use computers	76	35	8	4	0	123	1.51
5	I increased my competency in basic computer operations	57	47	15	3	1	123	1.73
6	I received training in computers and technology that was appropriate for my major field	31	65	18	6	1	121	2.02
7	I acquired	35	67	13	5	2	122	1.95

	sufficient skills and knowledge to prepare for career-related positions							
8	I developed the ability to express myself effectively through speaking	38	66	11	7	1	123	1.92
9	I developed multicultural and global perspectives	40	54	19	8	2	123	2.01
10	I found the writing intensive courses I took valuable	36	41	25	15	5	122	2.28
11	I developed critical thinking skills	44	67	10	1	1	123	1.76
12	I broadened my appreciation for the arts	25	40	37	14	6	122	2.48
13	I found that the science courses I took increased my understanding of the scientific processes	14	50	36	16	6	122	2.59
14	I found the capstone (senior seminar) in my major valuable	43	42	15	9	13	122	2.24

Statistic	I acquired a basic knowledge in general education (humanities and social science courses)	I developed the ability to write effectively	I developed the ability to use mathematics effectively	I had sufficient access to and opportunity to use computers	I increased my competency in basic computer operations	I received training in computers and technology that was appropriate for my major field	I acquired sufficient skills and knowledge to prepare for career-related positions	I developed the ability to express myself effectively through speaking
Min Value	1	1	1	1	1	1	1	1
Max Value	4	5	5	4	5	5	5	5
Mean	1.79	1.85	2.15	1.51	1.73	2.02	1.95	1.92
Variance	0.46	0.57	0.85	0.58	0.69	0.68	0.71	0.70
Standard Deviation	0.68	0.76	0.92	0.76	0.83	0.83	0.84	0.84
Total Responses	123	123	123	123	123	121	122	123

15. Now that I have completed my degree,

#	Question	Strongly Agree	Agree	Neither Agree nor Disagree	Disagree	Strongly Disagree	Responses	Mean
1	I feel adequately prepared for a career and/or graduate or professional study in my major field.	34	57	24	7	1	123	2.06
2	I believe that Marshall University's program in my major field is of high quality.	33	61	17	8	3	122	2.07
3	I would recommend to others that they study the same program at Marshall.	37	61	18	4	2	122	1.96
4	I would recommend Marshall to prospective students.	51	49	15	5	1	121	1.81

Statistic	I feel adequately prepared for a career and/or graduate or professional study in my major field.	I believe that Marshall University's program in my major field is of high quality.	I would recommend to others that they study the same program at Marshall.	I would recommend Marshall to prospective students.
Min Value	1	1	1	1
Max Value	5	5	5	5
Mean	2.06	2.07	1.96	1.81
Variance	0.78	0.90	0.73	0.76
Standard Deviation	0.88	0.95	0.86	0.87
Total Responses	123	122	122	121

16. Please rate your level of satisfaction with the quality of the following at Marshall:

#	Question	Very Satisfied	Satisfied	Neutral	Dissatisfied	Very Dissatisfied	Responses	Mean
1	Teaching	27	59	23	13	1	123	2.20
2	Advising	42	51	20	7	3	123	2.01
3	Academic Support Services	32	51	34	6	0	123	2.11
4	Classroom/Lab Facilities	24	54	22	17	6	123	2.41

Statistic	Teaching	Advising	Academic Support Services	Classroom/Lab Facilities
Min Value	1	1	1	1
Max Value	5	5	4	5
Mean	2.20	2.01	2.11	2.41
Variance	0.87	0.96	0.72	1.21
Standard Deviation	0.93	0.98	0.85	1.10
Total Responses	123	123	123	123

17. When I graduate, I plan to

#	Answer		Response	%
1	Be employed		92	75%
2	Further my education		64	52%
3	Other		5	4%

Other

Internship

Look for a job

Continue Working same job

Work at my current job and search for better opportunity. However, I plan to always continue education

Statistic	Value
Min Value	1
Max Value	3
Total Responses	123

18. If you plan to be employed after graduation, will your job be in the career path you have chosen?

#	Answer		Response	%
1	Yes		60	66%
2	No		3	3%
3	Don't know yet		28	31%
	Total		91	100%

Statistic	Value
Min Value	1
Max Value	3
Mean	1.65
Variance	0.85
Standard Deviation	0.92
Total Responses	91

19. If you plan to be employed after graduation, will your job be in your major field?

#	Answer	Response	%
1	Yes	55	60%
2	No	11	12%
3	Don't know yet	26	28%
	Total	92	100%

Statistic	Value
Min Value	1
Max Value	3
Mean	1.68
Variance	0.79
Standard Deviation	0.89
Total Responses	92

20. If you plan to be employed after graduation, will your job be

#	Answer		Response	%
1	In WV?		56	61%
2	In KY, OH, PA, VA, or MD?		13	14%
3	In a state other than one mentioned above?		20	22%
4	In a country other than the US?		3	3%
	Total		92	100%

Statistic	Value
Min Value	1
Max Value	4
Mean	1.67
Variance	0.86
Standard Deviation	0.93
Total Responses	92

21. If you plan to be employed after graduation, will your job be (choose all that apply):

#	Answer	Response	%
1	within 50 miles of your college town?	44	49%
2	within 50 miles of your home town?	38	42%
3	over 50 miles, but within 500 miles of your college town?	12	13%
4	over 50 miles, but within 500 miles of your home town?	14	16%
5	over 500 miles from your college town	10	11%
6	over 500 miles from your home town	11	12%

Statistic	Value
Min Value	1
Max Value	6
Total Responses	90

22. If you have accepted employment, what will be your starting salary?

#	Answer	Response	%
1	\$10,000 or less	1	1%
2	\$10,001 - \$15,000	0	0%
3	\$15,001 - \$20,000	1	1%
4	\$20,001 - \$25,000	5	6%
5	\$25,001 - \$30,000	2	2%
6	\$30,001 - \$35,000	6	7%
7	\$35,001 - \$40,000	10	11%
8	\$40,001 - \$45,000	6	7%
9	\$45,001 - \$50,000	3	3%
10	More than \$50,000	5	6%
11	I have not yet accepted employment	50	56%
	Total	89	100%

Statistic	Value
Min Value	1
Max Value	11
Mean	9.16
Variance	6.36
Standard Deviation	2.52
Total Responses	89

23. For the position indicated above, who is your employer?

Text Response

Charming Charlie

Gibbons and Kawash, CPAs

Applebee's

Arnett & Foster

U.S. Army Corps of Engineers

Special Metals

N/A

amazon.com

West Virginia State Treasurer's Office

Mardi Gras Casino

American Marketing and Publishing

Enterprise Rent A Car

JC Penney

Marathon Petroleum Company

Uno Chicago Grill

Don't have a job yet.

McMillion Research

Southwestern Community Action Council

Me

U.S. Army Corps of Engineers

N/A

Heritage Center - Genesis Healthcare

WV DHHR Bureau for Medical Services

Pretera Center

The Greenbrier

First Sentry Bank

Energy Corporation of America

Claire's

Par Mar Oil Company

Justice, Tween Brands

n/a yet

U.S. Government

Fifth Third Bank

Statistic	Value
Total Responses	33

24. Did you use Career Services to help you with your career path?

#	Answer	Response	%
1	Yes	54	45%
2	No	67	55%
	Total	121	100%

Statistic	Value
Min Value	1
Max Value	2
Mean	1.55
Variance	0.25
Standard Deviation	0.50
Total Responses	121

25. If you answered "yes" to the previous question, please indicate all services used.

#	Answer	Response	%
1	Marshall JobTrax	51	94%
2	Resume assistance	38	70%
3	Career Advising	15	28%
4	Mock Interviewing	3	6%
5	On-campus recruitment event	10	19%
6	Career Fair	14	26%
7	Other	0	0%

Other

Statistic	Value
Min Value	1
Max Value	6
Total Responses	54

26. Please indicate your level of satisfaction with these elements of your experience in the Lewis College of Business:

#	Question	Very Satisfied	Satisfied	Neutral	Dissatisfied	Very Dissatisfied	Responses	Mean
1	Availability of academic advising	54	49	18	2	0	123	1.74
2	Quality of advising	53	40	24	3	2	122	1.86
3	Availability of courses inside LCOB	35	62	17	9	0	123	2.00
4	Availability of courses outside LCOB	29	57	31	6	0	123	2.11
5	Information about college policies and procedures	31	56	27	8	1	123	2.12
6	Information about college events and activities	36	57	23	6	1	123	2.02
7	Sufficient summer school offerings	29	34	33	20	6	122	2.51
8	Relevance of business courses outside my major	29	52	28	12	2	123	2.24

Statistic	Availability of academic advising	Quality of advising	Availability of courses inside LCOB	Availability of courses outside LCOB	Information about college policies and procedures	Information about college events and activities	Sufficient summer school offerings	Relevance of business courses outside my major
Min Value	1	1	1	1	1	1	1	1
Max Value	4	5	4	4	5	5	5	5
Mean	1.74	1.86	2.00	2.11	2.12	2.02	2.51	2.24
Variance	0.59	0.86	0.72	0.68	0.80	0.75	1.36	0.95
Standard Deviation	0.77	0.93	0.85	0.82	0.89	0.87	1.17	0.98
Total Responses	123	122	123	123	123	123	122	123

27 – 33 are program questions, results of which are posted in the box below the college survey results.

34. Gender

Value	Total
F	66
M	59

35. Race

Value	Total
White	99
African-American	5
Hispanic	1
Asian/Pacific Islander	4
American Indian/Alaskan Native	1
Unknown	15

36. Age

Value	Total
22	37
21	23
23	19
43	3
28	4
24	10
20	1
35	4
31	2
25	11
26	4
29	1
32	2
30	2
38	1
44	1

37. Degree

Value	Total
BBA	125

38. Major

Value	Total
Management	44
Accounting	22
Marketing	26
Finance	13
Economics	8
International Business	2
Management Information Systems	10

39. GPA

Value	Total
3.45	3
3.73	1
2.6	1
2.77	1
3.51	2
3.68	2
3.66	1
3.67	1
3.49	1
3.25	2
3.37	1
3.26	3
2.94	1
3.6	2
4	2
3.85	2
3.93	1
2.37	1
3.61	1
3.16	1
3	2
2.88	1
3.55	1
3.41	3
3.07	1
3.44	1
2.8	1
3.29	1
3.64	2
2.36	1
3.3	1
3.42	1
3.97	1

2.87	2
3.82	1
3.89	1
2.7	1
2.82	1
3.23	1
3.27	2
3.01	1
2.58	4
2.99	2
2.76	1
3.06	1
3.38	1
2.54	2
3.02	1
2.73	2
3.7	2
2.48	2
2.26	1
2.84	2
3.71	2
2.25	1
2.61	2
2.49	1
2.47	1
2.29	1
3.17	1
3.12	1
2.5	2
3.2	1
2.66	1
3.4	1
3.36	2
2.85	1
3.58	1
2.62	1

2.21	1
2.38	1
2.86	1
3.43	1
2.24	1
1.91	1
2.9	1
3.78	1
2.89	1
3.86	1
3.79	1
2.55	1
3.56	1
2.75	1
3.09	1
2.78	2
2.52	1
2.31	1
2.39	1
2.51	1
2.59	1
3.52	1
2.97	1
3.19	1
2.83	1
2.3	1