

College of Fine Arts Survey Results: Calendar Year 2011

Please note that the scale for all Likert questions ranges from 1 = Very Satisfied to 5 = Very Dissatisfied. Therefore, lower means are more positive than higher means.

1. Family Status

#	Answer		Response	%
1	Married, no children		2	10%
2	Married, with children		0	0%
3	Single, no children		18	86%
4	Single, with children		1	5%
	Total		21	100%

Statistic	Value
Min Value	1
Max Value	4
Mean	2.86
Variance	0.43
Standard Deviation	0.65
Total Responses	21

2. Residence at time of admission

#	Answer		Response	%
1	In-State		17	81%
2	Metro		1	5%
3	Out-of-State		3	14%
	Total		21	100%

Statistic	Value
Min Value	1
Max Value	3
Mean	1.33
Variance	0.53
Standard Deviation	0.73
Total Responses	21

3. Number of semesters enrolled to complete your degree (Note: One semester is equal to fall, spring, or summer, resulting in the potential for three semesters in one year)

Text Response
8 Semesters
12
14
9
14 semesters
4
14
one
8
9
5
10
5
12 Semesters
11
9
15
14
14
8
14

Statistic	Value
Total Responses	21

4. While pursuing your degree, did you

#	Answer	Response	%
1	Originally enroll and stay at Marshall	13	62%
2	Transfer from a 2-year institution or community college	4	19%
3	Transfer from another 4-year institution	4	19%
	Total	21	100%

Statistic	Value
Min Value	1
Max Value	3
Mean	1.57
Variance	0.66
Standard Deviation	0.81
Total Responses	21

5. During the last year of your studies, how many hours a week did you work while attending classes?

#	Answer		Response	%
1	None		3	14%
2	1 - 10		4	19%
3	11 - 20		6	29%
4	21 - 30		4	19%
5	More than 30		4	19%
	Total		21	100%

Statistic	Value
Min Value	1
Max Value	5
Mean	3.10
Variance	1.79
Standard Deviation	1.34
Total Responses	21

6. Which of the following best describes your educational objective while attending Marshall University?

#	Answer		Response	%
1	Begin my first career		18	86%
2	Advance in current career		2	10%
3	Change career		1	5%
4	Non-career objective		0	0%
	Total		21	100%

Statistic	Value
Min Value	1
Max Value	3
Mean	1.19
Variance	0.26
Standard Deviation	0.51
Total Responses	21

7. Upon graduation, what was the dollar amount of your educational loan indebtedness?

#	Answer	Response	%
1	No indebtedness	4	20%
2	Up to \$4,999	0	0%
3	\$5,000 - \$9,999	0	0%
4	\$10,000 - \$14,999	0	0%
5	\$15,000 - \$19,999	2	10%
6	Over \$20,000	14	70%
	Total	20	100%

Statistic	Value
Min Value	1
Max Value	6
Mean	4.90
Variance	4.09
Standard Deviation	2.02
Total Responses	20

8. Did you take part in an internship, practicum or other structured work experience related to your major and anticipated career?

#	Answer		Response	%
1	Yes		14	67%
2	No		7	33%
	Total		21	100%











Statistic	Value
Min Value	1
Max Value	2
Mean	1.33
Variance	0.23
Standard Deviation	0.48
Total Responses	21



9. If you answered "yes" to the previous question, did that experience increase your ability to secure employment or employment offers?

#	Answer		Response	%
1	Yes		6	43%
2	No		3	21%
3	Insufficient information to answer this question		5	36%
	Total		14	100%

Statistic	Value
Min Value	1
Max Value	3
Mean	1.93
Variance	0.84
Standard Deviation	0.92
Total Responses	14

10. When I graduate from Marshall University I plan to (check all that apply)

#	Answer		Response	%
1	Attend graduate school		10	48%
2	Complete additional undergraduate coursework		3	14%
3	Continue to work at the same job I have at present		6	29%
4	Enter the military		0	0%
5	Work for a private sector company or corporation		6	29%
6	Work for a local, state, or federal agency		6	29%
7	Work for a volunteer or service organization, e.g. Peace Corps, AmeriCorps, City Year, etc.		2	10%
8	Work for a non-profit organization, e.g. hospital, university, public school, etc.		4	19%
9	Begin my own business		4	19%
10	Start or raise a family		6	29%
11	Take time off (to travel, etc.)		6	29%

12	Undecided or no plans		4	19%
13	Other		2	10%

Other
work on my health
Work full time at two jobs totally unrelated to my field and for minimum wage. All of this is very unfortunate.

Statistic	Value
Min Value	1
Max Value	13
Total Responses	21

11. If you plan to continue your education and have applied to institutions of higher education, please check all that apply: I have applied to institutions of higher education

#	Answer		Response	%
1	Within 50 miles of my college town		0	0%
2	Within 50 miles of my home town		0	0%
3	Over 50 miles, but within 500 miles of my college town		0	0%
4	Over 50 miles, but within 500 miles of my home town		0	0%
5	In WV		1	25%
6	In at least one of WV's neighboring states (OH, KY, VA, MD, PA)		0	0%
7	Within the US, but outside the above boundaries		3	75%
8	Internationally		0	0%
9	Other (please specify)		1	25%

Other (please specify)

CO

Statistic	Value
Min Value	5
Max Value	9
Total Responses	4

12. Have you been accepted by a higher-level educational program?

#	Answer	Response	%
1	Yes	1	14%
2	No	6	86%

Statistic	Value
Min Value	1
Max Value	2
Total Responses	7

13. If you have been accepted by a higher level institution, what institution do you plan to attend?

Text Response

Statistic	Value
Total Responses	0

14. While pursuing my degree at Marshall University

#	Question	Strongly Agree	Agree	Neither Agree nor Disagree	Disagree	Strongly Disagree	Responses	Mean
1	I acquired a basic knowledge in general education (humanities and social science courses)	8	12	1	0	0	21	1.67
2	I developed the ability to write effectively	8	10	2	0	1	21	1.86
3	I developed the ability to use mathematics effectively	5	8	7	1	0	21	2.19
4	I had sufficient access to and opportunity to use computers	11	9	1	0	0	21	1.52
5	I increased my competency in basic computer operations	8	9	3	0	1	21	1.90
6	I received training in computers and technology that was appropriate for my major field	9	10	1	0	1	21	1.76
7	I acquired	7	12	2	0	0	21	1.76

	sufficient skills and knowledge to prepare for career-related positions							
8	I developed the ability to express myself effectively through speaking	8	10	3	0	0	21	1.76
9	I developed multicultural and global perspectives	5	11	4	0	0	20	1.95
10	I found the writing intensive courses I took valuable	6	9	3	3	0	21	2.14
11	I developed critical thinking skills	9	9	2	1	0	21	1.76
12	I broadened my appreciation for the arts	17	3	1	0	0	21	1.24
13	I found that the science courses I took increased my understanding of the scientific processes	5	6	8	0	2	21	2.43
14	I found the capstone (senior seminar) in my major valuable	12	1	1	5	2	21	2.24

15. Now that I have completed my degree,

#	Question	Strongly Agree	Agree	Neither Agree nor Disagree	Disagree	Strongly Disagree	Responses	Mean
1	I feel adequately prepared for a career and/or graduate or professional study in my major field.	4	16	0	1	0	21	1.90
2	I believe that Marshall University's program in my major field is of high quality.	8	10	2	0	1	21	1.86
3	I would recommend to others that they study the same program at Marshall.	6	13	0	1	1	21	1.95
4	I would recommend Marshall to prospective students.	8	10	1	2	0	21	1.86

Statistic	I feel adequately prepared for a career and/or graduate or professional study in my major field.	I believe that Marshall University's program in my major field is of high quality.	I would recommend to others that they study the same program at Marshall.	I would recommend Marshall to prospective students.
Min Value	1	1	1	1
Max Value	4	5	5	4
Mean	1.90	1.86	1.95	1.86
Variance	0.39	0.93	0.95	0.83
Standard Deviation	0.62	0.96	0.97	0.91
Total Responses	21	21	21	21

16. Please rate your level of satisfaction with the quality of the following at Marshall:

#	Question	Very Satisfied	Satisfied	Neutral	Dissatisfied	Very Dissatisfied	Responses	Mean
1	Teaching	6	14	0	1	0	21	1.81
2	Advising	5	7	5	3	1	21	2.43
3	Academic Support Services	4	8	8	1	0	21	2.29
4	Classroom/Lab Facilities	6	9	5	1	0	21	2.05

Statistic	Teaching	Advising	Academic Support Services	Classroom/Lab Facilities
Min Value	1	1	1	1
Max Value	4	5	4	4
Mean	1.81	2.43	2.29	2.05
Variance	0.46	1.36	0.71	0.75
Standard Deviation	0.68	1.16	0.85	0.86
Total Responses	21	21	21	21

17. When I graduate, I plan to

#	Answer		Response	%
1	Be employed		17	81%
2	Further my education		12	57%
3	Other		0	0%

Other

Statistic	Value
Min Value	1
Max Value	2
Total Responses	21

18. If you plan to be employed after graduation, will your job be in the career path you have chosen?

#	Answer		Response	%
1	Yes		8	47%
2	No		2	12%
3	Don't know yet		7	41%
	Total		17	100%

Statistic	Value
Min Value	1
Max Value	3
Mean	1.94
Variance	0.93
Standard Deviation	0.97
Total Responses	17

19. If you plan to be employed after graduation, will your job be in your major field?

#	Answer		Response	%
1	Yes		8	47%
2	No		2	12%
3	Don't know yet		7	41%
	Total		17	100%

Statistic	Value
Min Value	1
Max Value	3
Mean	1.94
Variance	0.93
Standard Deviation	0.97
Total Responses	17

20. If you plan to be employed after graduation, will your job be

#	Answer		Response	%
1	In WV?		6	35%
2	In KY, OH, PA, VA, or MD?		1	6%
3	In a state other than one mentioned above?		9	53%
4	In a country other than the US?		1	6%
	Total		17	100%






Statistic	Value
Min Value	1
Max Value	4
Mean	2.29
Variance	1.10
Standard Deviation	1.05
Total Responses	17

21. If you plan to be employed after graduation, will your job be (choose all that apply):

#	Answer	Response	%
1	within 50 miles of your college town?	6	38%
2	within 50 miles of your home town?	5	31%
3	over 50 miles, but within 500 miles of your college town?	5	31%
4	over 50 miles, but within 500 miles of your home town?	4	25%
5	over 500 miles from your college town	9	56%
6	over 500 miles from your home town	8	50%

Statistic	Value
Min Value	1
Max Value	6
Total Responses	16

22. If you have accepted employment, what will be your starting salary?

#	Answer		Response	%
1	\$10,000 or less		0	0%
2	\$10,001 - \$15,000		3	20%
3	\$15,001 - \$20,000		0	0%
4	\$20,001 - \$25,000		0	0%
5	\$25,001 - \$30,000		2	13%
6	\$30,001 - \$35,000		1	7%
7	\$35,001 - \$40,000		1	7%
8	\$40,001 - \$45,000		0	0%
9	\$45,001 - \$50,000		0	0%
10	More than \$50,000		0	0%
11	I have not yet accepted employment		8	53%
	Total		15	100%

Statistic	Value
Min Value	2
Max Value	11
Mean	7.80
Variance	14.46
Standard Deviation	3.80
Total Responses	15

23. For the position indicated above, who is your employer?

Text Response

Currently my employers are Foodfair and CVS Pharmacy. I plan on receiving a job related to my studies.

Autism services center

Cracker Barrel Old Country Store

Stat Solutions

A soup shop and hobby lobby, unfortunately.

Statistic	Value
Total Responses	5

24. Did you use Career Services to help you with your career path?

#	Answer	Response	%
1	Yes	2	10%
2	No	18	90%
	Total	20	100%

Statistic	Value
Min Value	1
Max Value	2
Mean	1.90
Variance	0.09
Standard Deviation	0.31
Total Responses	20

25. If you answered "yes" to the previous question, please indicate all services used.

#	Answer		Response	%
1	Marshall JobTrax		2	100%
2	Resume assistance		0	0%
3	Career Advising		0	0%
4	Mock Interviewing		0	0%
5	On-campus recruitment event		0	0%
6	Career Fair		0	0%
7	Other		0	0%

Other

Statistic	Value
Min Value	1
Max Value	1
Total Responses	2

26. Please indicate your level of satisfaction with these elements of your experience in the College of Fine Arts:

#	Question	Very Satisfied	Satisfied	Neutral	Dissatisfied	Very Dissatisfied	Responses	Mean
1	The curriculum (Did it prepare you to meet the demands of your chosen career?)	3	15	2	1	0	21	2.05
2	The curriculum (Did it follow a logical learning sequence?)	4	12	4	1	0	21	2.10
3	Faculty (Were they available to you for advising or other counseling?)	8	9	2	0	2	21	2.00
4	Faculty (Were they helpful to you in your pursuit of your education?)	7	10	2	1	1	21	2.00
5	Faculty and Staff (Were they helpful to you in career planning?)	7	6	5	3	0	21	2.19
6	Student participation (Was it encouraged for	8	8	4	1	0	21	1.90

	departmental and collegiate activities?)							
7	The program (Did it assist in improving your skills and techniques in your chosen field?)	7	13	1	0	0	21	1.71
8	Educational facilities	7	9	3	0	2	21	2.10
9	Educational equipment	8	5	6	0	2	21	2.19
10	General Studies requirements (Were they appropriate to the BFA degree?)	1	6	9	4	1	21	2.90
11	The Dean's Office (Was it helpful?)	10	9	1	1	0	21	1.67
12	The College and Department were equally supportive of women and men.	9	7	2	2	1	21	2.00
13	The College and Department were equally supportive of all racial/ethnic groups	8	8	4	1	0	21	1.90
14	The degree to which department and college	5	11	5	0	0	21	2.00

	aided in your education							
15	Overall value of your college experience	6	13	1	1	0	21	1.86

Statistic	The curriculum (Did it prepare you to meet the demands of your chosen career?)	The curriculum (Did it follow a logical learning sequence?)	Faculty (Were they available to you for advising or other counseling?)	Faculty (Were they helpful to you in your pursuit of your education?)	Faculty and Staff (Were they helpful to you in career planning?)	Student participation (Was it encouraged for departmental and collegiate activities?)	The program (Did it assist in improving your skills and techniques in your chosen field?)	Educational facilities
Min Value	1	1	1	1	1	1	1	1
Max Value	4	4	5	5	4	4	3	5
Mean	2.05	2.10	2.00	2.00	2.19	1.90	1.71	2.10
Variance	0.45	0.59	1.40	1.10	1.16	0.79	0.31	1.39
Standard Deviation	0.67	0.77	1.18	1.05	1.08	0.89	0.56	1.18
Total Responses	21	21	21	21	21	21	21	21

27. Gender

Value	Total
M	7
F	14

28. Race

Value	Total
White	20
Unknown	1

29. Age

Value	Total
21	2
25	3
22	4
26	4
29	1
30	1
27	1
23	1
28	1
24	2
32	1

30. Degree

Value	Total
BFA	21

31. Major

Value	Total
Music	3
Visual Arts	16
Theatre	2

33. GPA

Value	Total
3.86	1
3.1	1
3.69	2
3.92	1
2.26	1
3.49	1
3.3	1
3.56	1
3.43	1
3.19	1
2.55	1
2.82	1
2.65	1
3.32	2
2.87	1
2.66	1
3.21	1
2.99	1
2.74	1