



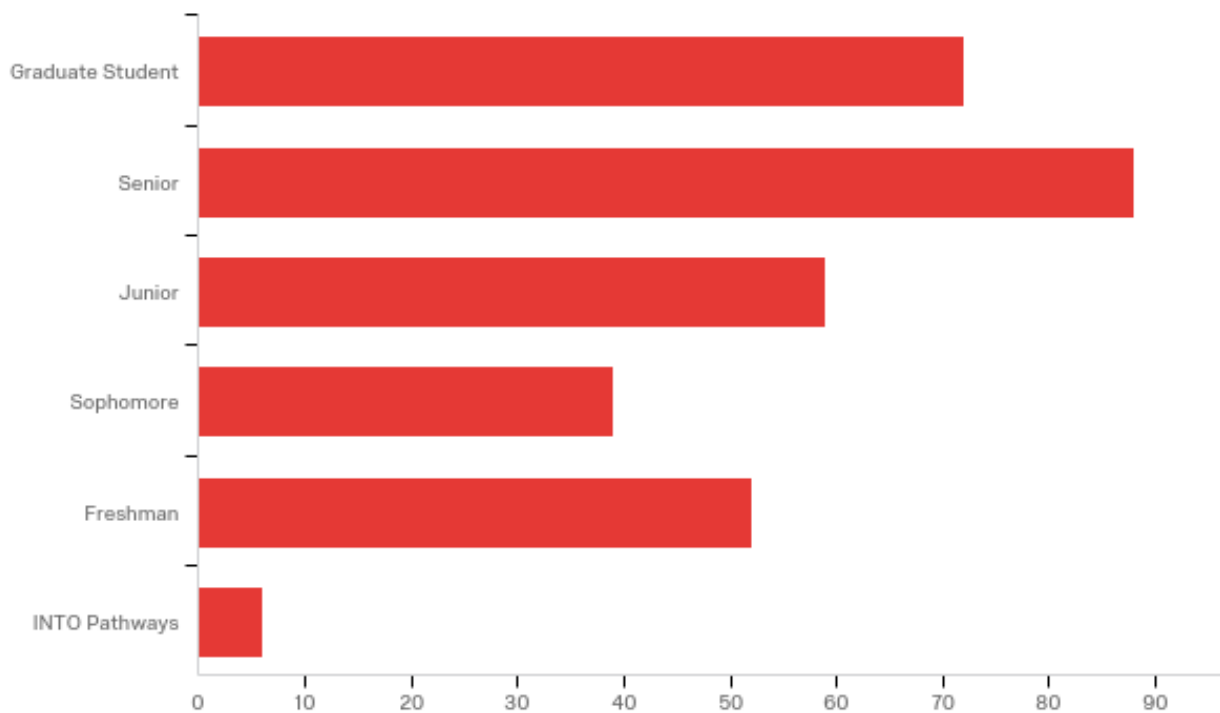
Office of Career Education Survey Report

Assessment Day 2018

Office of Career Education-2018

April 20th 2018, 8:42 am MDT

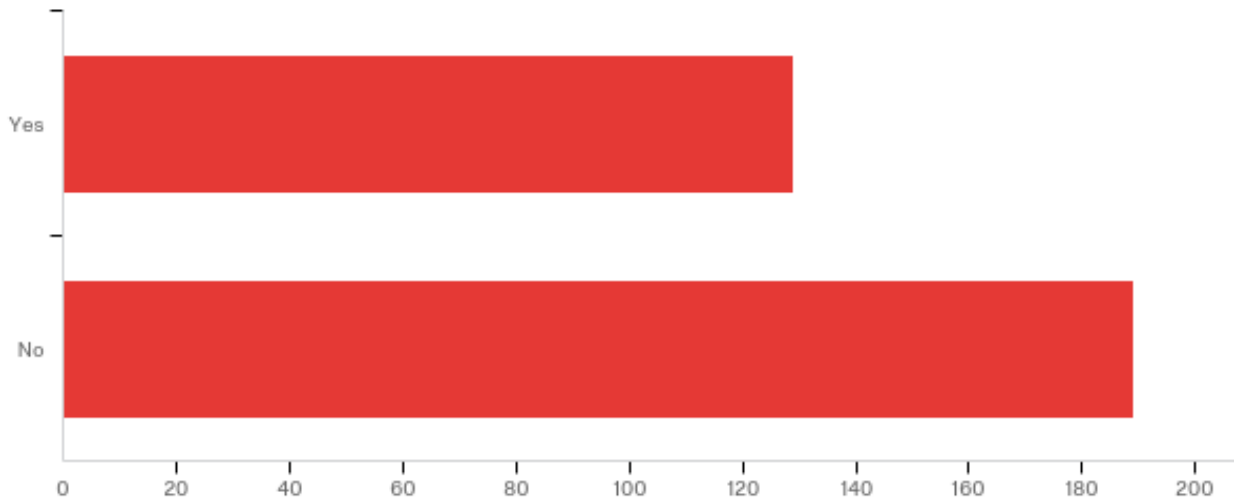
Q1 - Current classification



#	Answer	%	Count
1	Graduate Student	23%	72
2	Senior	28%	89
3	Junior	19%	59
4	Sophomore	12%	39

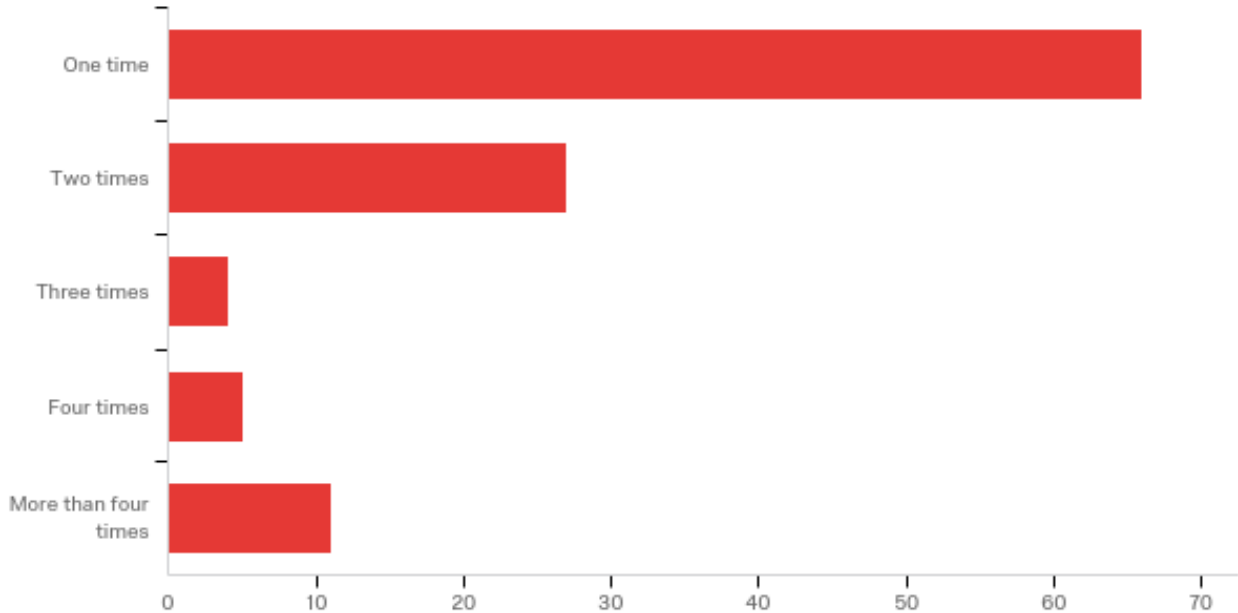
5	Freshman	16%	51
6	INTO Pathways	2%	6
	Total	100%	316

Q2 - Have you used the Office of Career Education at Marshall University?



#	Answer	%	Count
1	Yes	40.5%	129
2	No	59.5%	189
	Total	100%	318

Q3 - If you have used the Office of Career Education, have many times have you used it so far during the 2017-2018 academic year?



#	Answer	%	Count
1	One time	58.41%	66
2	Two times	23.89%	27
3	Three times	3.54%	4
4	Four times	4.42%	5
5	More than four times	9.73%	11
	Total	100%	113

Q4 - How did you find out about the Office of Career Education? (Check all that apply)

#	Answer	%	Count
1	During Week of Welcome (WOW)	15.93%	36
2	In my UNI 100 Freshman First class Online Course	10.62%	24
3	The Student Resource Center sign in the Student Center	7.96%	18
4	An article in the Parthenon	0.88%	2
5	An article in the Huntington Herald-Dispatch	1.33%	3
6	An advertisement on the TV displays	1.77%	4
7	A friend told me about the Student Resource Center	7.08%	16
8	My advisor, faculty member or other University staff member told me about the Student Resource Center	17.70%	40
9	A personal announcement in myMU	4.87%	11
10	Facebook	2.21%	5
11	Twitter	1.77%	4
12	Orientation	11.06%	25
13	Preview Day	0.44%	1
14	Green and White Day	3.10%	7
15	Website	7.96%	18
16	My RA, RD, or other Housing and Residence Life staff told me about the SRC	3.10%	7
17	Other (please specify)	2.21%	5
	Total	100%	226

Other (please specify)

Other (please specify) - Text

Student Teaching Seminar

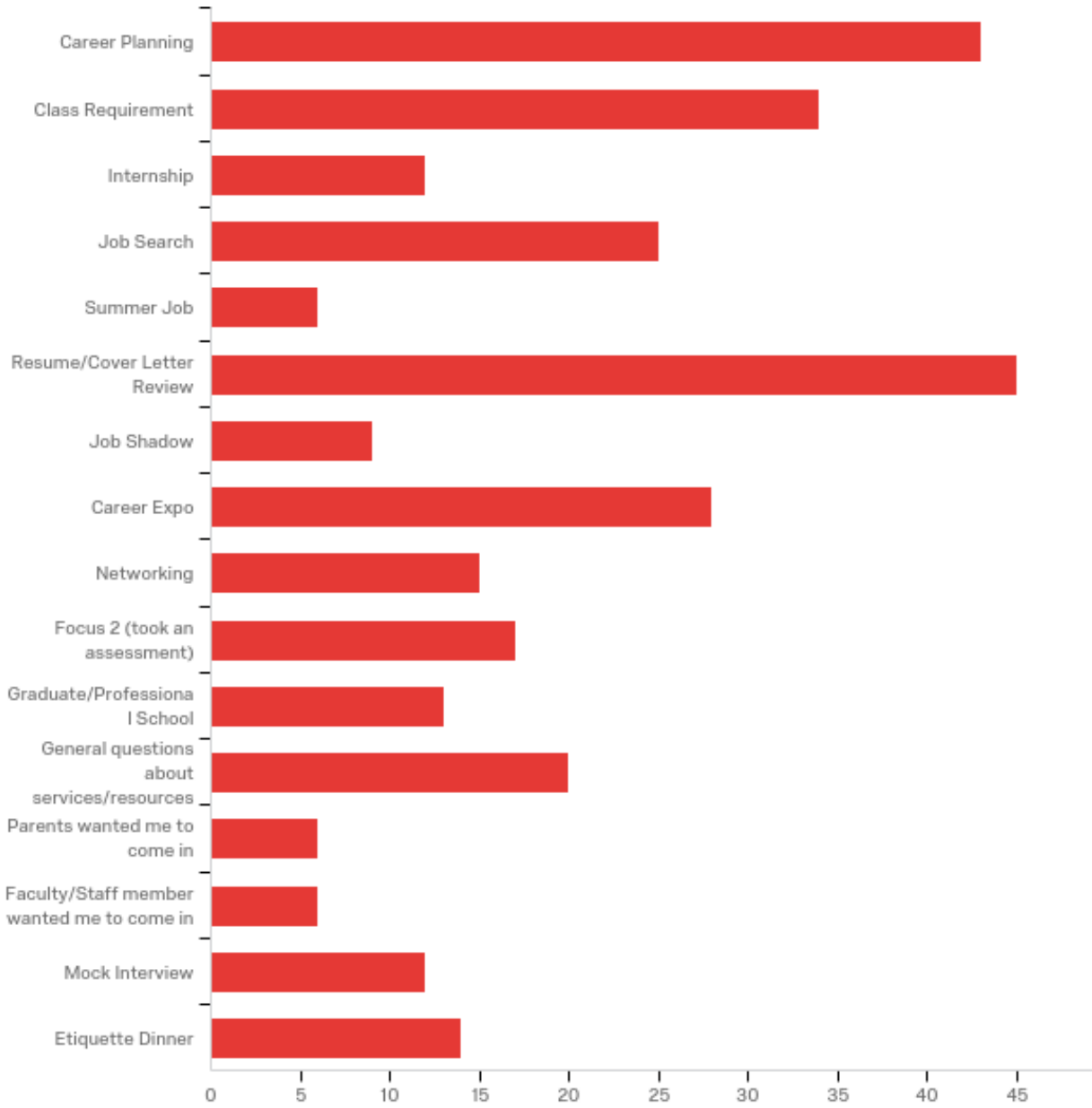
Class

email

A speaking engagement for Academic Strategies Class

FYS

Q5 - Why have you used the Office of Career Education? Please check all that apply.



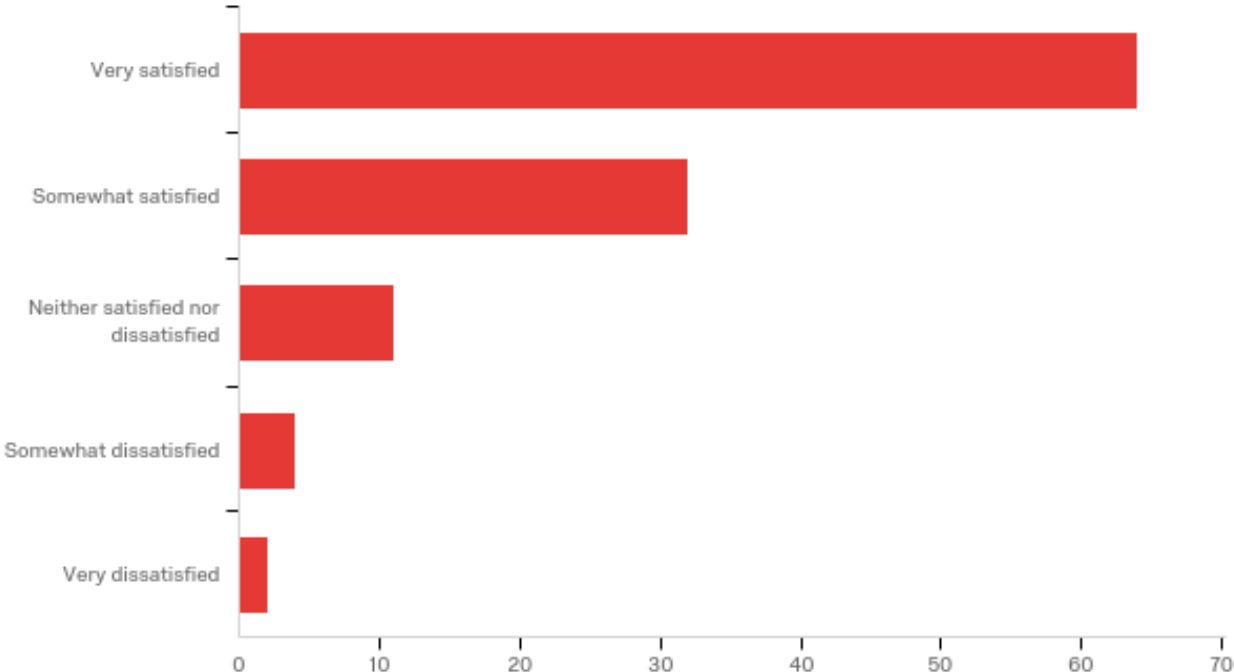
#	Answer	%	Count
1	Career Planning	14.10%	43
2	Class Requirement	11.15%	34
3	Internship	3.93%	12
4	Job Search	8.20%	25
5	Summer Job	1.97%	6
6	Resume/Cover Letter Review	14.75%	45

7	Job Shadow	2.95%	9
8	Career Expo	9.18%	28
9	Networking	4.92%	15
10	Focus 2 (took an assessment)	5.57%	17
11	Graduate/Professional School	4.26%	13
12	General questions about services/resources	6.56%	20
13	Parents wanted me to come in	1.97%	6
14	Faculty/Staff member wanted me to come in	1.97%	6
15	Mock Interview	3.93%	12
16	Etiquette Dinner	4.59%	14
	Total	100%	305

Q6 - Please indicate your level of agreement with each of the statements about the Student Resource Center (SRC) below. A space for comments will be available at the end of the survey.

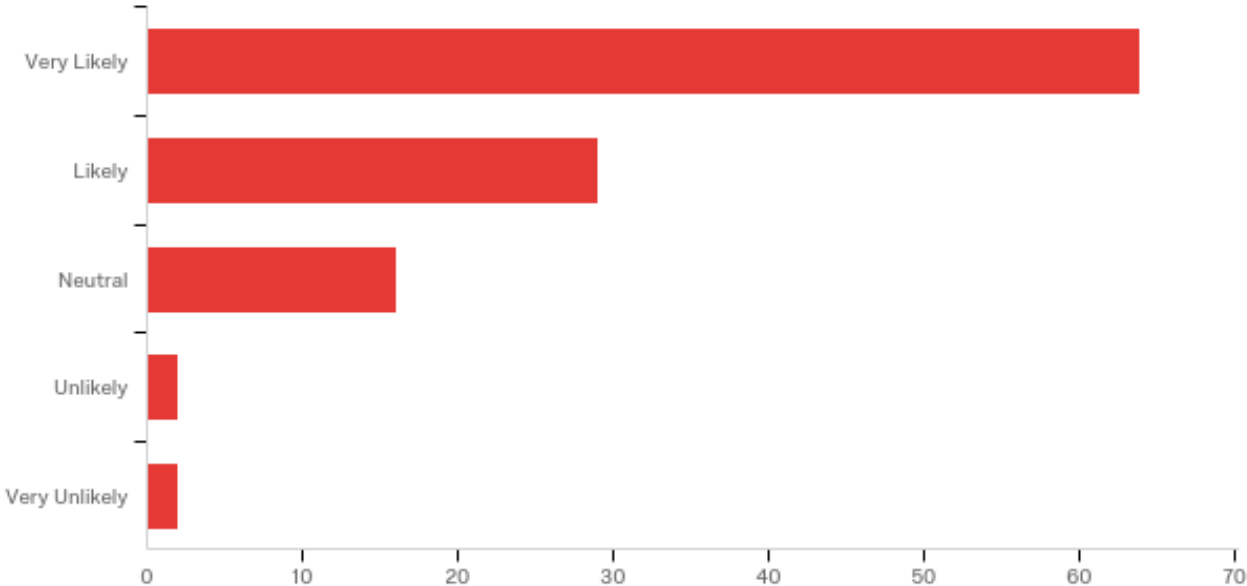
#	Question	Strongly agree		Agree		Neutral		Disagree		Strongly Disagree		Total
1	The staff member listened attentively and worked hard to meet my needs.	52.21%	59	30.97%	35	14.16%	16	0.88%	1	1.77%	2	113
2	I feel staff members are competent, knowledgeable, and positive.	51.33%	58	34.51%	39	11.50%	13	1.77%	2	0.88%	1	113
3	The information I received in my appointment helped me to resolve a problem or situation.	41.96%	47	36.61%	41	16.96%	19	2.68%	3	1.79%	2	112
4	As a result of my meeting with Career Services/Student Resource Center, I can better articulate my career choices and fell more confident to carry out plans regarding the future.	40.71%	46	38.05%	43	14.16%	16	6.19%	7	0.88%	1	113
5	Our counselor met your overall goal(s) for the counseling session.	39.82%	45	38.94%	44	16.81%	19	3.54%	4	0.88%	1	113

Q7 - Please indicate your level of satisfaction with the statement below.



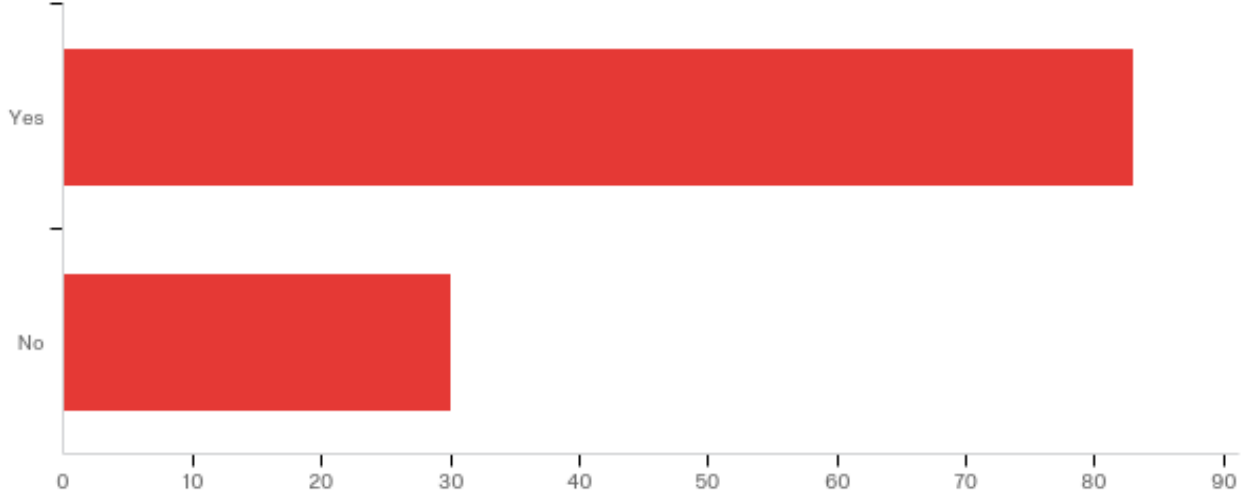
#	Answer	%	Count
5	Very satisfied	56.64%	64
4	Somewhat satisfied	28.32%	32
3	Neither satisfied nor dissatisfied	9.73%	11
2	Somewhat dissatisfied	3.54%	4
1	Very dissatisfied	1.77%	2
	Total	100%	113

Q8 - Please indicate your response to the question below.



#	Answer	%	Count
5	Very Likely	56.64%	64
4	Likely	25.66%	29
3	Neutral	14.16%	16
2	Unlikely	1.77%	2
1	Very Unlikely	1.77%	2
	Total	100%	113

Q9 - Do you think having an appointment of the Office of Career Education as a required visit before you graduate is important?



#	Answer	%	Count
1	Yes	76.47%	26
2	No	23.53%	8
	Total	100%	34

Q10 - How can the Office of Career Education better serve you?

All responses were sent to the Office of Career Education

Q11 - Please add any additional comments.

All responses were sent to the Office of Career Education