



## Marshall Graduation Survey Report

*College of Health Professions*

*Academic Year 2015 – 2016*

### Q1 - Family Status

Answer	%	Count
Married, no children	8.51%	12
Married, with children	15.60%	22
Single, no children	68.09%	96
Single, with children	7.80%	11
Total	100%	141

### Q2 - Residence at time of admission

Answer	%	Count
In-State	69.50%	98
Metro	19.15%	27
Out-of-State	11.35%	16
Total	100%	141

**Q3 - Number of semesters enrolled to complete your degree (Note: One semester is equal to fall, spring, or summer, resulting in the potential for three semesters in one year)**

Answer	%	Count
Fewer than 8 semesters	29.08%	41
8 semesters	23.40%	33
9 semesters	12.06%	17
10 semesters	16.31%	23
11 semesters	7.09%	10
12 semesters	6.38%	9
13 semesters	1.42%	2
14 semesters	1.42%	2
15 semesters	0.71%	1
16 semesters	0.71%	1
17 semesters	0.71%	1
18 semesters	0.00%	0
19 semesters	0.00%	0
20 semesters	0.00%	0
More than 20 semesters	0.71%	1
Total	100%	141

**Q4 - While pursuing your degree, did you**

Answer	%	Count
Originally enroll and stay at Marshall	66.67%	94
Transfer from a 2-year institution or community college	15.60%	22
Transfer from another 4-year institution	17.73%	25
Total	100%	141

**Q5 - During the last year of your studies, how many hours a week did you work while attending classes?**

Answer	%	Count
None	14.89%	21
1 - 10	9.93%	14
11 - 20	28.37%	40
21 - 30	26.24%	37
More than 30	20.57%	29
Total	100%	141

**Q6 - Which of the following best describes your educational objective while attending Marshall University?**

Answer	%	Count
Begin my first career	71.63%	101
Advance in current career	17.73%	25
Change career	9.22%	13
Non-career objective	1.42%	2
Total	100%	141

**Q7 - Upon graduation, what was the dollar amount of your educational loan indebtedness?**

Answer	%	Count
No indebtedness	27.66%	39
Up to \$4,999	2.84%	4
\$5,000 - \$9,999	5.67%	8
\$10,000 - \$14,999	11.35%	16
\$15,000 - \$19,999	9.93%	14
Over \$20,000	42.55%	60
Total	100%	141

**Q8 - Did you take part in an internship, practicum or other structured work experience related to your major and anticipated career?**

Answer	%	Count
Yes	67.14%	94
No	32.86%	46
Total	100%	140

**Q9 - If you answered "yes" to the previous question, did that experience increase your ability to secure employment or employment offers?**

Answer	%	Count
Yes	62.37%	58
No	10.75%	10
Insufficient information to answer this question	26.88%	25
Total	100%	93

### Q10 - When I graduate from Marshall University I plan to (check all that apply)

Answer	%	Count
Attend graduate school	56.52%	78
Complete additional undergraduate coursework	9.42%	13
Continue to work at the same job I have at present	21.74%	30
Enter the military	3.62%	5
Work for a private sector company or corporation in a position related to my field of study.	13.04%	18
Work for a private sector company or corporation in a position NOT related to my field of study.	4.35%	6
Work for a local, state, or federal agency in a position related to my field of study.	17.39%	24
Work for a local, state, or federal agency in a position NOT related to my field of study.	0.72%	1
Work for a non-profit organization, e.g. hospital, university, public school, etc. in a position related to my field of study.	39.86%	55
Work for a non-profit organization, e.g. hospital, university, public school, etc. in a position NOT related to my field of study.	2.90%	4
Work for a volunteer or service organization, e.g. Peace Corps, AmeriCorps, City Year, etc.	2.17%	3
Begin my own business	1.45%	2
Start or raise a family	25.36%	35
Take time off (to travel, etc.)	8.70%	12
Undecided or no plans	4.35%	6
Other	2.90%	4
Total	100%	138

### Other

Other

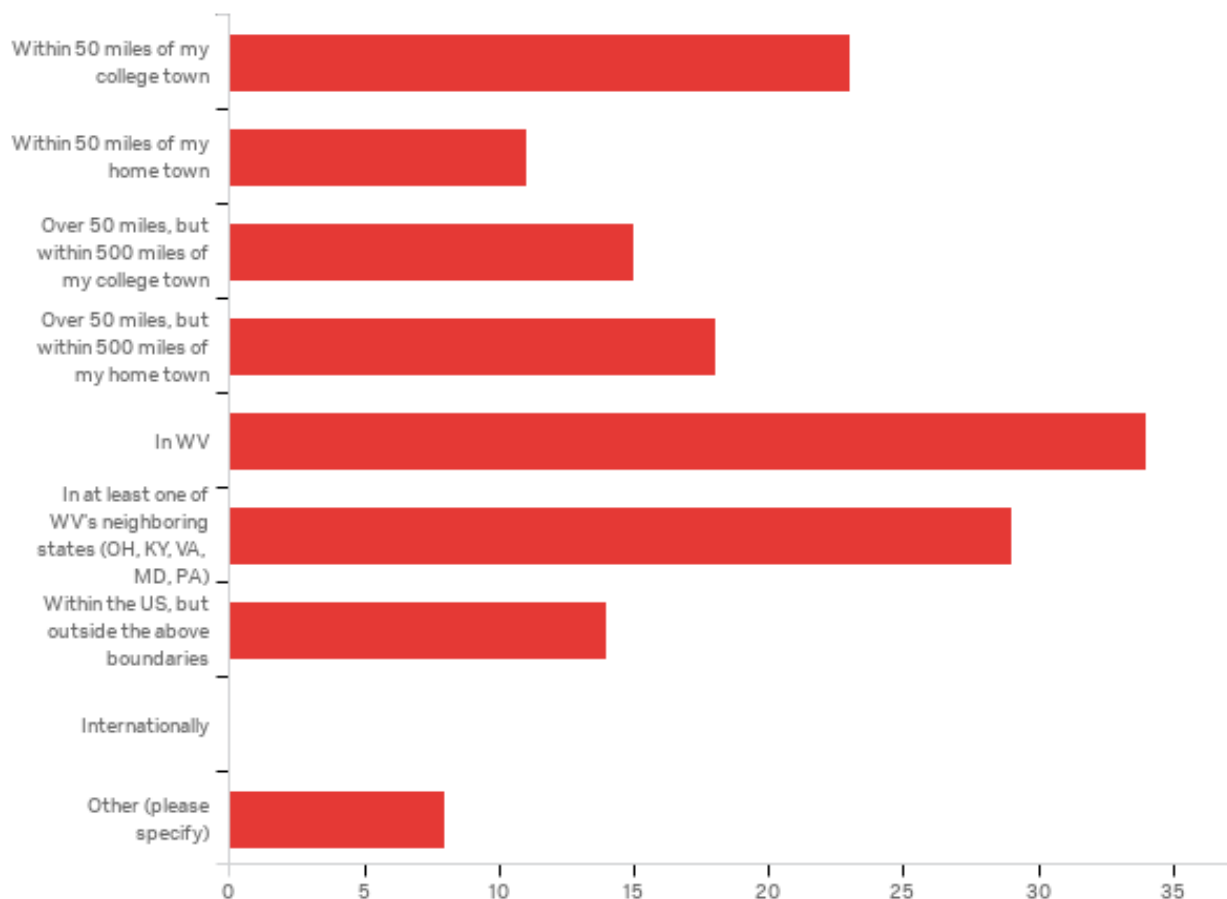
Get married

Apply to medical school

Move

take a semester off, then start graduate school

**Q11 - If you plan to continue your education and have applied to institutions of higher education, please check all that apply: I have applied to institutions of higher education**



Answer	%	Count
Within 50 miles of my college town	35.94%	23
Within 50 miles of my home town	17.19%	11
Over 50 miles, but within 500 miles of my college town	23.44%	15
Over 50 miles, but within 500 miles of my home town	28.13%	18
In WV	53.13%	34
In at least one of WV's neighboring states (OH, KY, VA, MD, PA)	45.31%	29
Within the US, but outside the above boundaries	21.88%	14
Internationally	0.00%	0
Other (please specify)	12.50%	8
Total	100%	64

Other (please specify)

Other (please specify)

not yet

I have not yet applied anywhere, I will probably wait a couple of years

Marshall University Only

Online

On line programs

have not applied yet

I have not done so yet

**Q12 - Have you been accepted by a higher-level educational program?**

Answer	%	Count
Yes	28.00%	21
No	72.00%	54
Total	100%	75

**Q13 - If you have been accepted by a higher level institution, what institution do you plan to attend?**

If you have been accepted by a higher level institution, what institution d...

---

University of Tennessee at Knoxville

---

Doctor of Physical Therapy Program at Wheeling Jesuit University

---

Marshall University

---

Marshall

---

Marshall University

---

Chiropractic College

---

Marshall University

---

Marshall University

---

East Tennessee State University

---

University of South Florida

---

Undecided still.

---

Marshall

---

Kettering College

---

Marshall University

---

Marshall University

---

The University of Findlay

---

Marshall university

---

Marshall University

---

Marshall University

---

Marshall University



## Q14 - While pursuing my degree at Marshall University

Question	Strongly Agree		Agree		Neither Agree nor Disagree		Disagree		Strongly Disagree		Total
I developed the ability to write effectively.	36.96%	51	53.62%	74	8.70%	12	0.00%	0	0.72%	1	138
I used numerical information to explore real world problems.	29.93%	41	51.82%	71	15.33%	21	2.19%	3	0.73%	1	137
I learned to find scholarly information, to evaluate it critically and to use it effectively.	50.00%	69	44.20%	61	4.35%	6	0.00%	0	1.45%	2	138
I gained expertise in the use of technology important in my major field.	37.96%	52	48.18%	66	9.49%	13	1.46%	2	2.92%	4	137
I acquired sufficient skills and knowledge to prepare for career-related positions.	40.58%	56	44.93%	62	10.87%	15	2.17%	3	1.45%	2	138
I developed the ability to express myself effectively through speaking.	40.58%	56	44.20%	61	10.87%	15	3.62%	5	0.72%	1	138
I developed multicultural and global perspectives.	35.04%	48	45.26%	62	11.68%	16	5.11%	7	2.92%	4	137
Writing intensive courses helped me to improve my writing skills.	34.06%	47	43.48%	60	10.87%	15	7.25%	10	4.35%	6	138
My classes challenged me to analyze and evaluate issues and to solve real-world problems in a manner that is ethical and supportive of our civic well-being.	35.04%	48	51.09%	70	10.22%	14	2.92%	4	0.73%	1	137
I broadened my appreciation for the arts.	24.82%	34	39.42%	54	16.06%	22	14.60%	20	5.11%	7	137
My capstone course challenged me to do my best work.	39.13%	54	42.75%	59	13.04%	18	2.90%	4	2.17%	3	138
I learned to examine issues from multiple perspectives.	43.48%	60	44.93%	62	7.97%	11	2.90%	4	0.72%	1	138
I learned to use what I know to solve novel problems.	37.68%	52	51.45%	71	9.42%	13	1.45%	2	0.00%	0	138

I learned to assess my own values and examine other viewpoints and credible evidence.	43.48%	60	48.55%	67	6.52%	9	1.45%	2	0.00%	0	138
I determined how to improve my own learning and to engage in lifelong learn...	44.20%	61	47.10%	65	7.97%	11	0.72%	1	0.00%	0	138
I used knowledge from more than one area of study to explore issues or to solve problems.	47.10%	65	43.48%	60	7.97%	11	1.45%	2	0.00%	0	138

**NOTE: Strongly Agree = 1 and Strongly Disagree = 5, so lower means are more positive than higher means. This is true for all Likert Scale Items.**

Field	Minimum	Maximum	Mean	Std Deviation	Variance	Count
I developed the ability to write effectively.	1.00	5.00	1.74	0.67	0.45	138
I used numerical information to explore real world problems.	1.00	5.00	1.92	0.77	0.60	137
I learned to find scholarly information, to evaluate it critically and to use it effectively.	1.00	5.00	1.59	0.71	0.50	138
I gained expertise in the use of technology important in my major field.	1.00	5.00	1.83	0.88	0.77	137
I acquired sufficient skills and knowledge to prepare for career-related positions.	1.00	5.00	1.79	0.83	0.69	138
I developed the ability to express myself effectively through speaking.	1.00	5.00	1.80	0.83	0.68	138
I developed multicultural and global perspectives.	1.00	5.00	1.96	0.97	0.93	137
Writing intensive courses helped me to improve my writing skills.	1.00	5.00	2.04	1.06	1.13	138
My classes challenged me to analyze and evaluate issues and to solve real-world problems in a manner that is ethical and supportive of our civic well-being.	1.00	5.00	1.83	0.78	0.61	137

I broadened my appreciation for the arts.	1.00	5.00	2.36	1.15	1.32	137
My capstone course challenged me to do my best work.	1.00	5.00	1.86	0.90	0.81	138
I learned to examine issues from multiple perspectives.	1.00	5.00	1.72	0.79	0.62	138
I learned to use what I know to solve novel problems.	1.00	4.00	1.75	0.68	0.46	138
I learned to assess my own values and examine other viewpoints and credible...	1.00	4.00	1.66	0.66	0.44	138
I determined how to improve my own learning and to engage in lifelong learning.	1.00	4.00	1.65	0.66	0.43	138
I used knowledge from more than one area of study to explore issues or to solve problems.	1.00	4.00	1.64	0.69	0.48	138

### Q15 - Now that I have completed my degree,

Question	Strongly Agree		Agree		Neither Agree nor Disagree		Disagree		Strongly Disagree		Total
I feel adequately prepared for a career and/or graduate or professional study in my major field.	37.96%	52	45.26%	62	8.76%	12	5.11%	7	2.92%	4	137
I believe that Marshall University's program in my major field is of high quality.	41.61%	57	35.04%	48	12.41%	17	5.84%	8	5.11%	7	137
I would recommend to others that they study the same program at Marshall.	44.20%	61	31.16%	43	8.70%	12	10.14%	14	5.80%	8	138
I would recommend Marshall to prospective students.	47.83%	66	36.23%	50	10.87%	15	3.62%	5	1.45%	2	138

Field	Minimum	Maximum	Mean	Std Deviation	Variance	Count
I feel adequately prepared for a career and/or graduate or professional study in my major field.	1.00	5.00	1.90	0.96	0.92	137
I believe that Marshall University's program in my major field is of high quality.	1.00	5.00	1.98	1.11	1.23	137
I would recommend to others that they study the same program at Marshall.	1.00	5.00	2.02	1.21	1.46	138
I would recommend Marshall to prospective students.	1.00	5.00	1.75	0.89	0.80	138

**Q16 - Please rate your level of satisfaction with the quality of the following at Marshall:**

Question	Very Satisfied		Satisfied		Neutral		Dissatisfied		Very Dissatisfied		Total
Teaching	39.86%	55	42.03%	58	11.59%	16	5.07%	7	1.45%	2	138
Advising	24.82%	34	40.88%	56	16.79%	23	10.22%	14	7.30%	10	137
Academic Support Services	28.26%	39	40.58%	56	23.19%	32	6.52%	9	1.45%	2	138
Classroom/Lab Facilities	30.66%	42	41.61%	57	19.71%	27	5.11%	7	2.92%	4	137

Field	Minimum	Maximum	Mean	Std Deviation	Variance	Count
Teaching	1.00	5.00	1.86	0.91	0.83	138
Advising	1.00	5.00	2.34	1.17	1.36	137
Academic Support Services	1.00	5.00	2.12	0.94	0.89	138
Classroom/Lab Facilities	1.00	5.00	2.08	0.98	0.96	137

**Q17 - When I graduate, I plan to**

Answer	%	Count
Be employed	73.72%	101
Further my education	56.20%	77
Total	100%	137

**Q18 - If you plan to be employed after graduation, will your job be in the career path you have chosen?**

Answer	%	Count
Yes	81.19%	82
No	5.94%	6
Don't know yet	12.87%	13
Total	100%	101

**Q19 - If you plan to be employed after graduation, will your job be in your major field?**

Answer	%	Count
Yes	82.18%	83
No	4.95%	5
Don't know yet	12.87%	13
Total	100%	101

**Q20 - If you plan to be employed after graduation, will your job be**

Answer	%	Count
In WV?	70.71%	70
In KY, OH, PA, VA, or MD?	21.21%	21
In a state other than one mentioned above?	8.08%	8
In a country other than the US?	0.00%	0
Total	100%	99

**Q21 - If you plan to be employed after graduation, will your job be (choose all that apply):**

Answer	%	Count
within 50 miles of your college town?	62.63%	62
within 50 miles of your home town?	36.36%	36
over 50 miles, but within 500 miles of your college town?	18.18%	18
over 50 miles, but within 500 miles of your home town?	19.19%	19
over 500 miles from your college town	5.05%	5
over 500 miles from your home town	3.03%	3
Total	100%	99

## Q22 - If you have accepted employment, what will be your starting salary?

Answer	%	Count
\$10,000 or less	0.00%	0
\$10,001 - \$15,000	0.00%	0
\$15,001 - \$20,000	1.02%	1
\$20,001 - \$25,000	3.06%	3
\$25,001 - \$30,000	4.08%	4
\$30,001 - \$35,000	2.04%	2
\$35,001 - \$40,000	6.12%	6
\$40,001 - \$45,000	12.24%	12
\$45,001 - \$50,000	12.24%	12
More than \$50,000	10.20%	10
I have not yet accepted employment	48.98%	48
Total	100%	98

## Q23 - For the position indicated above, who is your employer?

For the position indicated above, who is your employer?

Raleigh General Hospital

Elite Medical Scribes

Camden Clark Medical Center

Lewis Gale Medical Center

CAMC

Mildred Mitchell Bateman Hospital

St. Mary's Medical Center

Charleston Area Medical Center

Thomas Memorial Hospital

St. Mary's Medical Center

I've submitted resumes to a few employers who match this criteria but have expressed interest in having me as an employee



St. Mary's hospital

---

St. Mary's Medical Center

---

Cabell Huntington Hospital

---

Bengals

---

St. Mary's medical center

---

CAMC

---

CAMC

---

KDMC

---

n/a

---

MSHF

---

CHH

---

CAMC

---

Novant Health

---

Agriculture Extension Assistant with University of Kentucky

---

King's Daughters Medical Center

---

Marriott International

---

MUSC

---

St. Mary's

---

WVU Healthcare

---

N/a

---

Charleston Area Medical Center

---

CAMC

---

CAMC

---

Mid Ohio Valley Medical Group

---

Marshall University, current employer.

---

CAMC

---

Beckley Appalachian Regional Hospital

---

KDMC

---

Three Rivers Medical Center

---

St. Mary's medical center

DHHR

---

n/a

---

Cabell Huntington Hospital

---

Shredz supplements

---

CAMC

---

SMMC

---

n/a

---

St. Mary's medical center

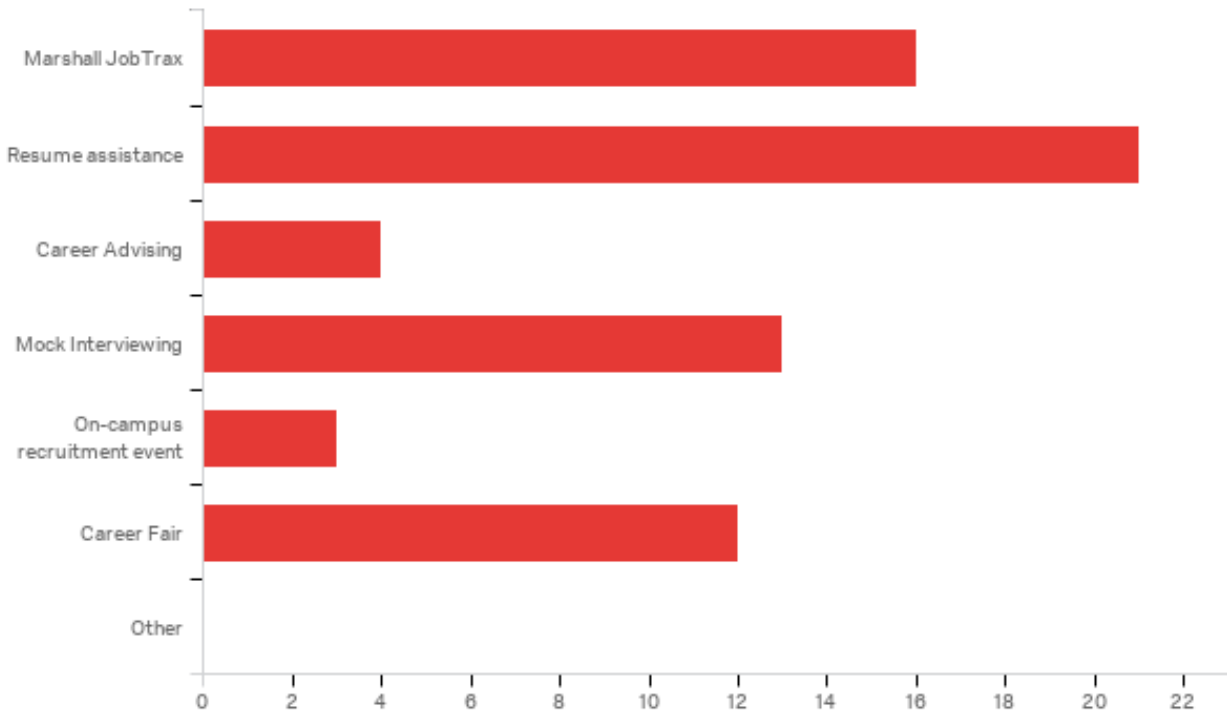
---

Kanawha DHHR

**Q24 - Did you use Career Services to help you with your career path?**

Answer	%	Count
Yes	16.79%	23
No	83.21%	114
Total	100%	137

**Q25 - If you answered "yes" to the previous question, please indicate all services used.**



Answer	%	Count
Marshall JobTrax	69.57%	16
Resume assistance	91.30%	21
Career Advising	17.39%	4
Mock Interviewing	56.52%	13
On-campus recruitment event	13.04%	3

Career Fair	52.17%	12
Other	0.00%	0
Total	100%	23

Other

**Q26 - Please indicate your level of satisfaction with these elements of your experience in the College of Health Professions:**

Question	Very Satisfied	Satisfied	Neutral	Dissatisfied	Very Dissatisfied	Total
Overall quality of program	38.30% 54	43.97% 62	7.09% 10	9.93% 14	0.71% 1	141
Overall quality of instruction in program	38.30% 54	38.30% 54	13.48% 19	8.51% 12	1.42% 2	141
Quality of academic advising	31.91% 45	36.88% 52	16.31% 23	9.93% 14	4.96% 7	141
Availability of faculty for assistance	36.17% 51	42.55% 60	12.77% 18	5.67% 8	2.84% 4	141
Quality of the clinical experience	40.00% 56	36.43% 51	17.86% 25	3.57% 5	2.14% 3	140
Ability of faculty to meet my needs as a learner	40.00% 56	42.14% 59	11.43% 16	5.71% 8	0.71% 1	140
Development of critical thinking and problem solving ability	42.55% 60	42.55% 60	12.77% 18	2.13% 3	0.00% 0	141
Development of writing skills	37.59% 53	46.81% 66	13.48% 19	1.42% 2	0.71% 1	141
Development of verbal communication skills	45.39% 64	43.26% 61	10.64% 15	0.71% 1	0.00% 0	141
Development of cognitive, psychomotor, and affective skills necessary to my profession	36.88% 52	53.19% 75	7.80% 11	1.42% 2	0.71% 1	141
Preparation for my level of professional practice	34.04% 48	49.65% 70	11.35% 16	3.55% 5	1.42% 2	141
Contributed to my growth as a professional who is able to provide services to the community and to the profession	43.26% 61	43.26% 61	9.22% 13	2.84% 4	1.42% 2	141

Field	Minimum	Maximum	Mean	Std Deviation	Variance	Count
Overall quality of program	1.00	5.00	1.91	0.95	0.91	141
Overall quality of instruction in program	1.00	5.00	1.96	0.99	0.98	141
Quality of academic advising	1.00	5.00	2.19	1.14	1.29	141
Availability of faculty for assistance	1.00	5.00	1.96	0.99	0.97	141
Quality of the clinical experience	1.00	5.00	1.91	0.95	0.91	140
Ability of faculty to meet my needs as a learner	1.00	5.00	1.85	0.89	0.78	140
Development of critical thinking and problem solving ability	1.00	4.00	1.74	0.76	0.57	141
Development of writing skills	1.00	5.00	1.81	0.77	0.59	141
Development of verbal communication skills	1.00	4.00	1.67	0.69	0.48	141
Development of cognitive, psychomotor, and affective skills necessary to my profession	1.00	5.00	1.76	0.71	0.51	141
Preparation for my level of professional practice	1.00	5.00	1.89	0.84	0.71	141
Contributed to my growth as a professional who is able to provide services to the community and to the profession	1.00	5.00	1.76	0.84	0.71	141

**Q27 - Please indicate your level of satisfaction with these elements of your experience in the Bachelor of Science in Nursing (BSN) program:**

Question	Very Satisfied		Satisfied		Neutral		Dissatisfied		Very Dissatisfied		Total
Overall Satisfaction of MU's BSN Nursing Program.	20.45%	9	52.27%	23	6.82%	3	18.18%	8	2.27%	1	44
Satisfaction of MU's BSN Nursing Program in preparing me for my present or anticipated position.	29.55%	13	43.18%	19	9.09%	4	9.09%	4	9.09%	4	44
Quality of instruction in BSN courses.	20.45%	9	40.91%	18	22.73%	10	13.64%	6	2.27%	1	44
Quality of the clinical rotation experiences.	30.23%	13	32.56%	14	25.58%	11	9.30%	4	2.33%	1	43
Adequacy of the student laboratory facility.	20.45%	9	34.09%	15	34.09%	15	9.09%	4	2.27%	1	44
Availability of laboratory instructional supplies.	20.45%	9	27.27%	12	34.09%	15	9.09%	4	9.09%	4	44
Appropriateness of exams and other evaluation methods.	20.45%	9	40.91%	18	18.18%	8	13.64%	6	6.82%	3	44
Adequacy of the library facilities.	38.64%	17	45.45%	20	11.36%	5	4.55%	2	0.00%	0	44

Field	Minimum	Maximum	Mean	Std Deviation	Variance	Count
Overall Satisfaction of MU's BSN Nursing Program.	1.00	5.00	2.30	1.06	1.12	44
Satisfaction of MU's BSN Nursing Program in preparing me for my present or anticipated position.	1.00	5.00	2.25	1.23	1.51	44
Quality of instruction in BSN courses.	1.00	5.00	2.36	1.02	1.05	44
Quality of the clinical rotation experiences.	1.00	5.00	2.21	1.05	1.10	43
Adequacy of the student laboratory facility.	1.00	5.00	2.39	0.98	0.96	44
Availability of laboratory instructional supplies.	1.00	5.00	2.59	1.17	1.38	44

Appropriateness of exams and other evaluation methods.	1.00	5.00	2.45	1.16	1.34	44
Adequacy of the library facilities.	1.00	4.00	1.82	0.81	0.65	44

**Q28 - Please indicate your level of satisfaction with the extent to which the Bachelor of Science in Nursing (BSN) Program had prepared you to**

Question	Very Satisfied		Satisfied		Neutral		Dissatisfied		Very Dissatisfied		Total
Use the nursing process to provide nursing care to individuals, families, groups, and communities in multiple settings, considering cultural diversity.	35.71%	20	48.21%	27	14.29%	8	1.79%	1	0.00%	0	56
Synthesize theoretical and empirical knowledge from nursing, natural and social sciences, and the humanities to promote, maintain, and restore health throughout the life span.	30.36%	17	46.43%	26	21.43%	12	1.79%	1	0.00%	0	56
Promote health care through communication and collaboration with clients and other health care providers.	37.50%	21	35.71%	20	19.64%	11	5.36%	3	1.79%	1	56
Coordinate comprehensive nursing care through the application of management and leadership skills, including prioritizing and delegation of care.	30.36%	17	41.07%	23	21.43%	12	3.57%	2	3.57%	2	56
Use clinical and critical reasoning to address simple and complex situations.	33.93%	19	39.29%	22	23.21%	13	3.57%	2	0.00%	0	56
Integrate evidence-based practice into nursing care.	41.07%	23	39.29%	22	16.07%	9	1.79%	1	1.79%	1	56
Perform as a responsible and accountable	39.29%	22	41.07%	23	17.86%	10	1.79%	1	0.00%	0	56



member of the profession who practices nursing legally and ethically.											
Examine professional activities that help define the scope of nursing practice, set health policies and improve the health of the public.	32.14%	18	39.29%	22	25.00%	14	1.79%	1	1.79%	1	56

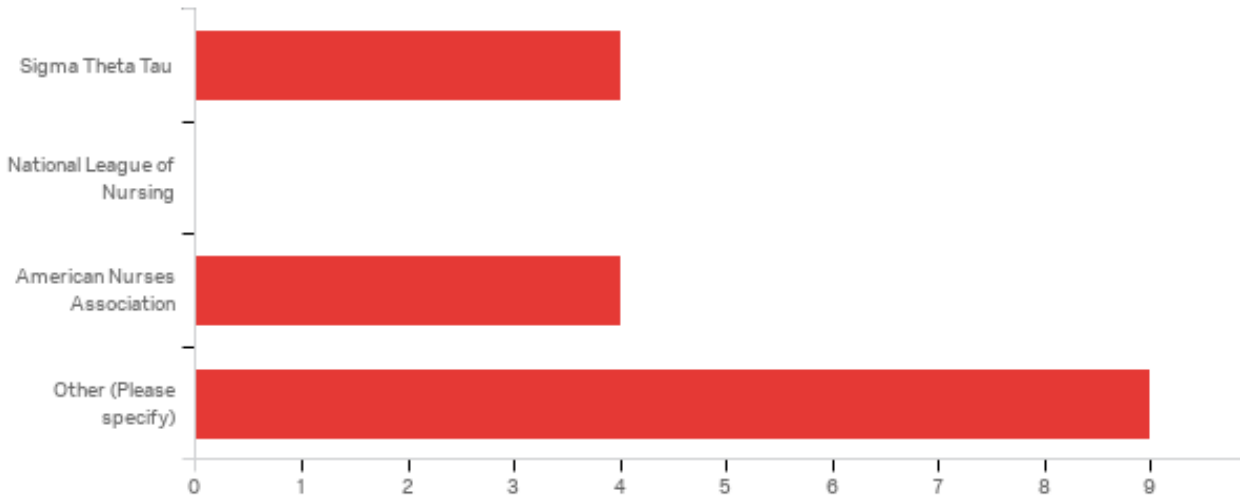
Field	Minimum	Maximum	Mean	Std Deviation	Variance	Count
Use the nursing process to provide nursing care to individuals, families, groups, and communities in multiple settings, considering cultural diversity.	1.00	4.00	1.82	0.73	0.54	56
Synthesize theoretical and empirical knowledge from nursing, natural and social sciences, and the humanities to promote, maintain, and restore health throughout the life span.	1.00	4.00	1.95	0.77	0.59	56
Promote health care through communication and collaboration with clients and other health care providers.	1.00	5.00	1.98	0.97	0.95	56
Coordinate comprehensive nursing care through the application of management and leadership skills, including prioritizing and delegation of care.	1.00	5.00	2.09	0.99	0.97	56
Use clinical and critical reasoning to address simple and complex situations.	1.00	4.00	1.96	0.84	0.71	56
Integrate evidence-based practice into nursing care.	1.00	5.00	1.84	0.88	0.78	56
Perform as a responsible and accountable member of the profession who practices nursing legally and ethically.	1.00	4.00	1.82	0.78	0.61	56
Examine professional activities that help define the scope of nursing practice, set	1.00	5.00	2.02	0.90	0.80	56

health policies and improve the health of the public.

**Q29 - Would you recommend the undergraduate BSN program to a close friend?**

Answer	%	Count
Yes	65.91%	29
No	34.09%	15
Total	100%	44

**Q30 - Do you belong to any of the following organizations? (Please mark all that apply)**



Answer	%	Count
Sigma Theta Tau	23.53%	4
National League of Nursing	0.00%	0
American Nurses Association	23.53%	4
Other (Please specify)	52.94%	9
Total	100%	17

**Other (Please specify)**

Student Nurses Association, Nurses Christian Fellowship

NSCS

Student Nurses Association

---

Student nurses association

---

Alpha Chi Omega

---

NCF

---

UGAPS Committee

---

No

---

none

**Q31 - Please indicate your level of satisfaction with these elements of your experience in the Clinical Laboratory Science Program.**

Question	Very Satisfied	Satisfied	Neutral	Dissatisfied	Very Dissatisfied	Total
Effectiveness of MU's CLS Program in preparing me for the Registry or Certification Exam.	0.00%	85.71%	14.29%	0.00%	0.00%	7
Effectiveness of MU's CLS Program in preparing me for my present or anticipated position.	28.57%	71.43%	0.00%	0.00%	0.00%	7
Adequacy of the student laboratory facility.	14.29%	71.43%	0.00%	14.29%	0.00%	7
Availability of laboratory instructional supplies.	14.29%	71.43%	14.29%	0.00%	0.00%	7
Quality of the clinical rotation experiences.	42.86%	42.86%	14.29%	0.00%	0.00%	7
Appropriateness of exams and other evaluation methods.	42.86%	57.14%	0.00%	0.00%	0.00%	7
Quality of instruction in CLS courses	28.57%	57.14%	14.29%	0.00%	0.00%	7
Adequacy of the library facilities	28.57%	42.86%	28.57%	0.00%	0.00%	7

Field	Minimum	Maximum	Mean	Std Deviation	Variance	Count
Effectiveness of MU's CLS Program in preparing me for the Registry or Certification Exam.	2.00	3.00	2.14	0.35	0.12	7
Effectiveness of MU's CLS Program in preparing me for my present or anticipated position.	1.00	2.00	1.71	0.45	0.20	7
Adequacy of the student laboratory facility.	1.00	4.00	2.14	0.83	0.69	7
Availability of laboratory instructional supplies.	1.00	3.00	2.00	0.53	0.29	7
Quality of the clinical rotation experiences.	1.00	3.00	1.71	0.70	0.49	7
Appropriateness of exams and other evaluation methods.	1.00	2.00	1.57	0.49	0.24	7

Quality of instruction in CLS courses	1.00	3.00	1.86	0.64	0.41	7
Adequacy of the library facilities	1.00	3.00	2.00	0.76	0.57	7

**Q32 - Please indicate your satisfaction with the extent to which your education in the Social Work Department had prepared you to:**

Question	Very Satisfied		Satisfied		Neutral		Dissatisfied		Very Dissatisfied		Total
Apply critical thinking skills within the context of professional social work practice.	100.00%	7	0.00%	0	0.00%	0	0.00%	0	0.00%	0	7
Practice within the values and ethics of the social work profession and with an understanding of and respect for the positive value of diversity.	100.00%	7	0.00%	0	0.00%	0	0.00%	0	0.00%	0	7
Demonstrate professional use of self.	100.00%	7	0.00%	0	0.00%	0	0.00%	0	0.00%	0	7
Understand the forms and mechanisms of oppression and discrimination; and apply the strategies and skills of change that advance social and economic justice.	85.71%	6	14.29%	1	0.00%	0	0.00%	0	0.00%	0	7
Understand the history of the social work profession and its current structures and issues.	71.43%	5	28.57%	2	0.00%	0	0.00%	0	0.00%	0	7
Apply the knowledge and skills of generalist social work to practice with systems of all sizes.	100.00%	7	0.00%	0	0.00%	0	0.00%	0	0.00%	0	7
Apply knowledge of bio-psycho-social variables that affect the individual development and behavior, and use theoretical frameworks to understand the interactions among individuals and between individuals and social systems (i.e., families, groups, organizations and communities).	85.71%	6	14.29%	1	0.00%	0	0.00%	0	0.00%	0	7
Analyze the impact of social policies on client systems, workers, and agencies.	71.43%	5	28.57%	2	0.00%	0	0.00%	0	0.00%	0	7
Evaluate research studies and apply findings to practice, and under	71.43%	5	28.57%	2	0.00%	0	0.00%	0	0.00%	0	7

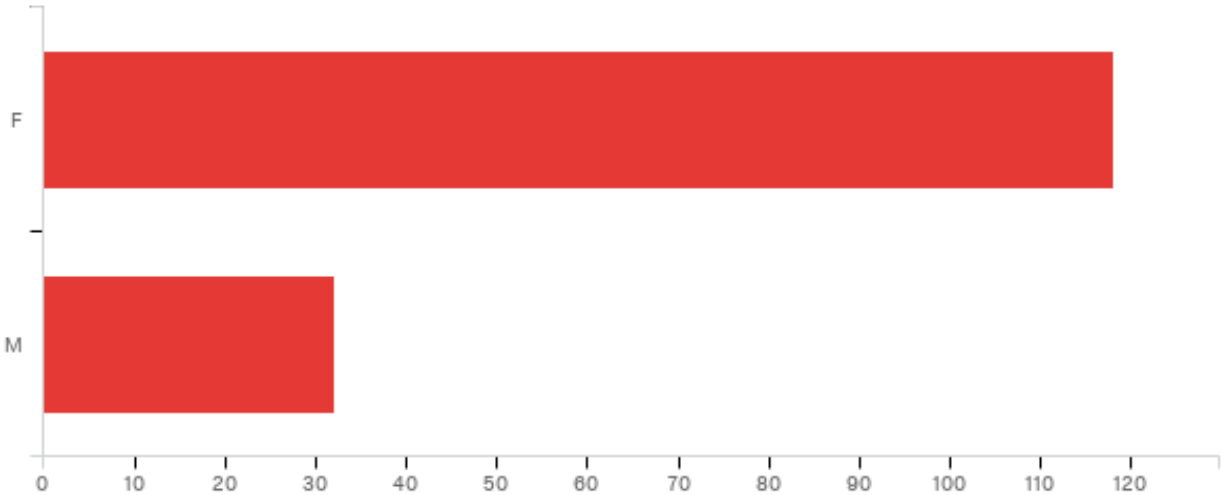
supervision, evaluate own practice interventions and those of other relevant systems.											
Use communication skills differentially with a variety of client populations, colleagues, and members of the community.	85.71%	6	14.29%	1	0.00%	0	0.00%	0	0.00%	0	7
Use supervision appropriate to generalist practice.	100.00%	7	0.00%	0	0.00%	0	0.00%	0	0.00%	0	7
Understand the unique social problems and characteristics of Appalachia and apply practice skills and knowledge in working with populations and institutions in Appalachia.	71.43%	5	28.57%	2	0.00%	0	0.00%	0	0.00%	0	7
Function within the structure of organizations and service delivery systems and, under supervision, seek necessary organizational change.	100.00%	7	0.00%	0	0.00%	0	0.00%	0	0.00%	0	7
Apply learning skills in the continuing pursuit of knowledge and professional development.	85.71%	6	14.29%	1	0.00%	0	0.00%	0	0.00%	0	7

Field	Minimum	Maximum	Mean	Std Deviation	Variance	Count
Apply critical thinking skills within the context of professional social work practice.	1.00	1.00	1.00	0.00	0.00	7
Practice within the values and ethics of the social work profession and with an understanding of and respect for the positive value of diversity.	1.00	1.00	1.00	0.00	0.00	7
Demonstrate professional use of self.	1.00	1.00	1.00	0.00	0.00	7
Understand the forms and mechanisms of oppression and discrimination; and apply the strategies and skills of change that advance social and economic justice.	1.00	2.00	1.14	0.35	0.12	7

Understand the history of the social work profession and its current structures and issues.	1.00	2.00	1.29	0.45	0.20	7
Apply the knowledge and skills of generalist social work to practice with systems of all sizes.	1.00	1.00	1.00	0.00	0.00	7
Apply knowledge of bio-psycho-social variables that affect the individual development and behavior, and use theoretical frameworks to understand the interactions among individuals and between individuals and social systems (i.e., families, groups, organizations and communities).	1.00	2.00	1.14	0.35	0.12	7
Analyze the impact of social policies on client systems, workers, and agencies.	1.00	2.00	1.29	0.45	0.20	7
Evaluate research studies and apply findings to practice, and under supervision, evaluate own practice interventions and those of other relevant systems.	1.00	2.00	1.29	0.45	0.20	7
Use communication skills differentially with a variety of client populations, colleagues, and members of the community.	1.00	2.00	1.14	0.35	0.12	7
Use supervision appropriate to generalist practice.	1.00	1.00	1.00	0.00	0.00	7
Understand the unique social problems and characteristics of Appalachia and apply practice skills and knowledge in working with populations and institutions in Appalachia.	1.00	2.00	1.29	0.45	0.20	7
Function within the structure of organizations and service delivery systems and, under supervision, seek necessary organizational change.	1.00	1.00	1.00	0.00	0.00	7
Apply learning skills in the continuing pursuit of knowledge and professional development.	1.00	2.00	1.14	0.35	0.12	7

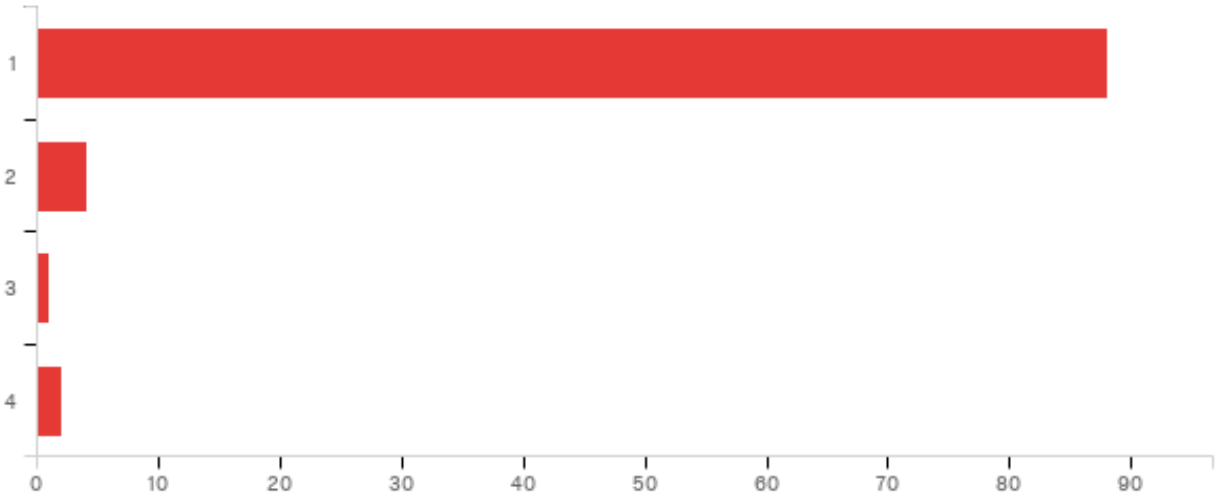


# Gender



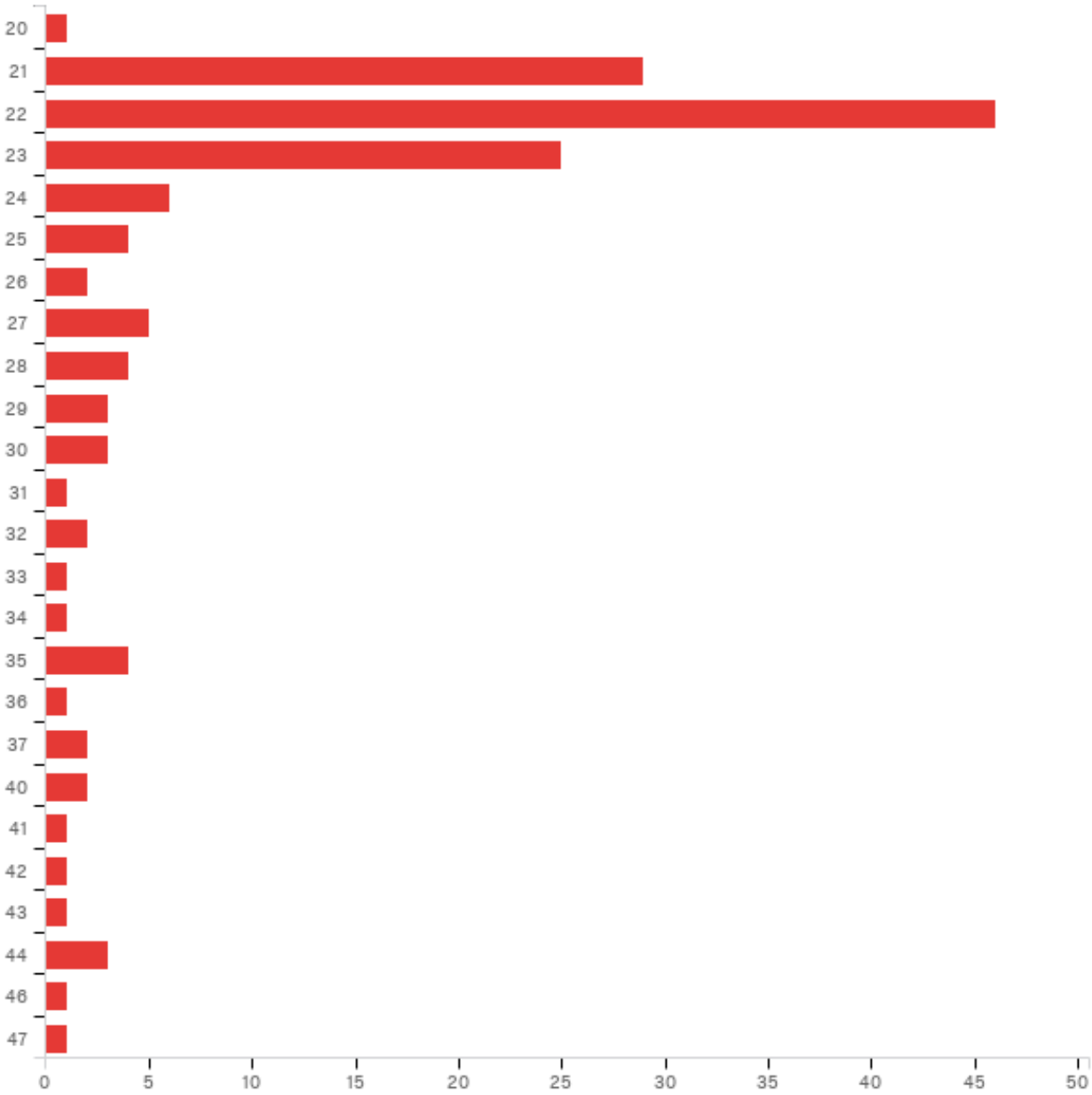
Answer	%	Count
Female	78.67%	118
Male	21.33%	32
Total	100%	150

# Race



Answer	%	Count
Caucasian	92.63%	88
African-American	4.21%	4
Hispanic	1.05%	1
Asian/Pacific Islander	2.11%	2
Total	100%	95

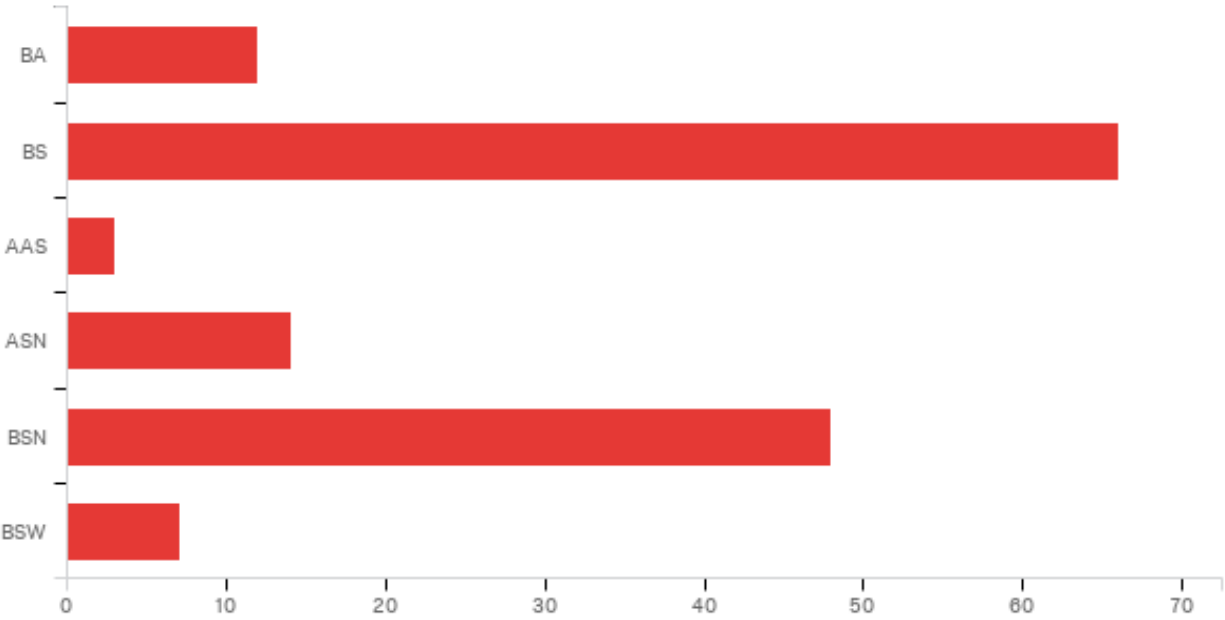
# Age



Answer	%	Count
20	0.67%	1
21	19.33%	29
22	30.67%	46
23	16.67%	25
24	4.00%	6

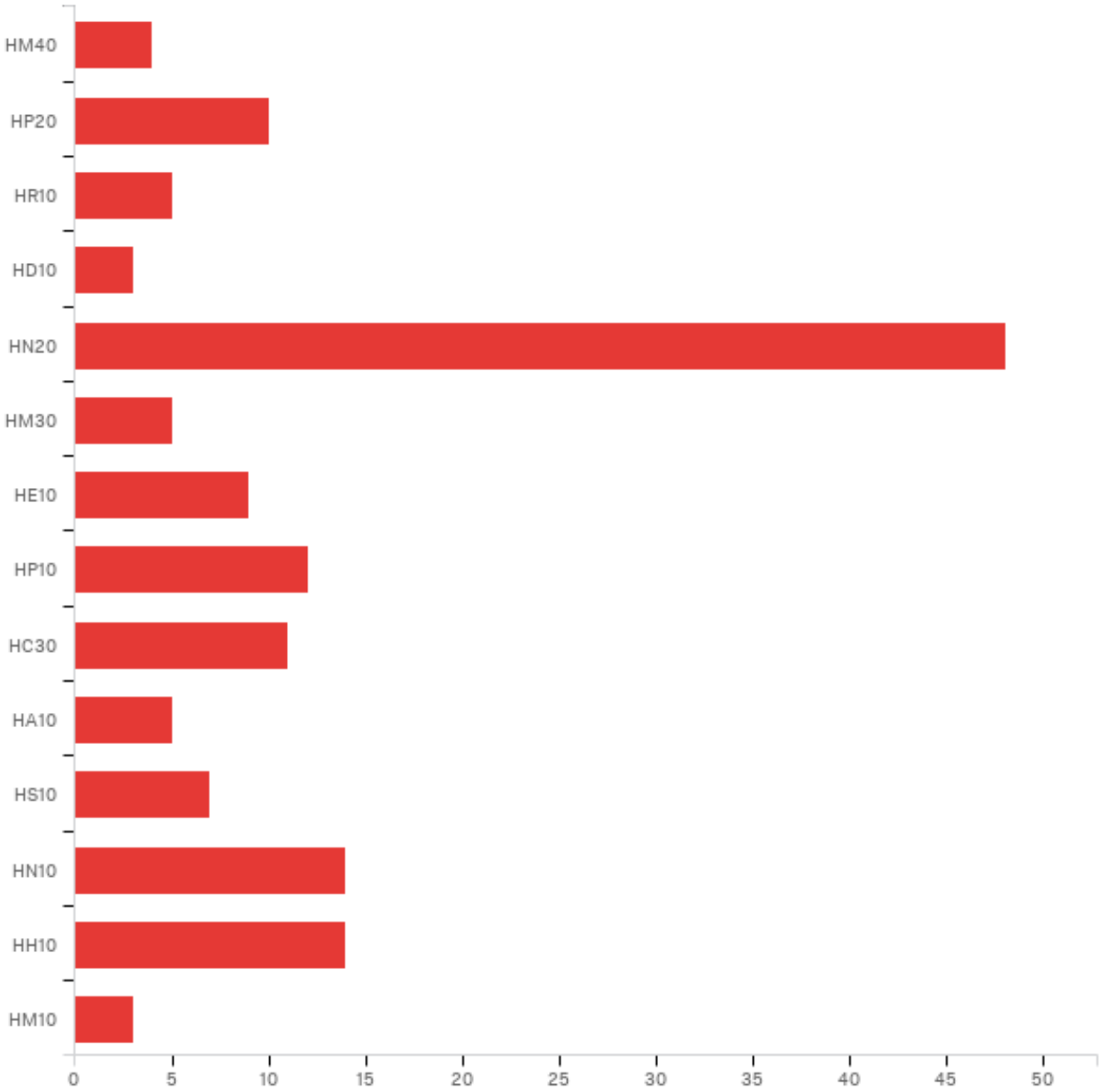
25	2.67%	4
26	1.33%	2
27	3.33%	5
28	2.67%	4
29	2.00%	3
30	2.00%	3
31	0.67%	1
32	1.33%	2
33	0.67%	1
34	0.67%	1
35	2.67%	4
36	0.67%	1
37	1.33%	2
40	1.33%	2
41	0.67%	1
42	0.67%	1
43	0.67%	1
44	2.00%	3
46	0.67%	1
47	0.67%	1
Total	100%	150

# Degree



Answer	%	Count
BA	8.00%	12
BS	44.00%	66
AAS	2.00%	3
ASN	9.33%	14
BSN	32.00%	48
BSW	4.67%	7
Total	100%	150

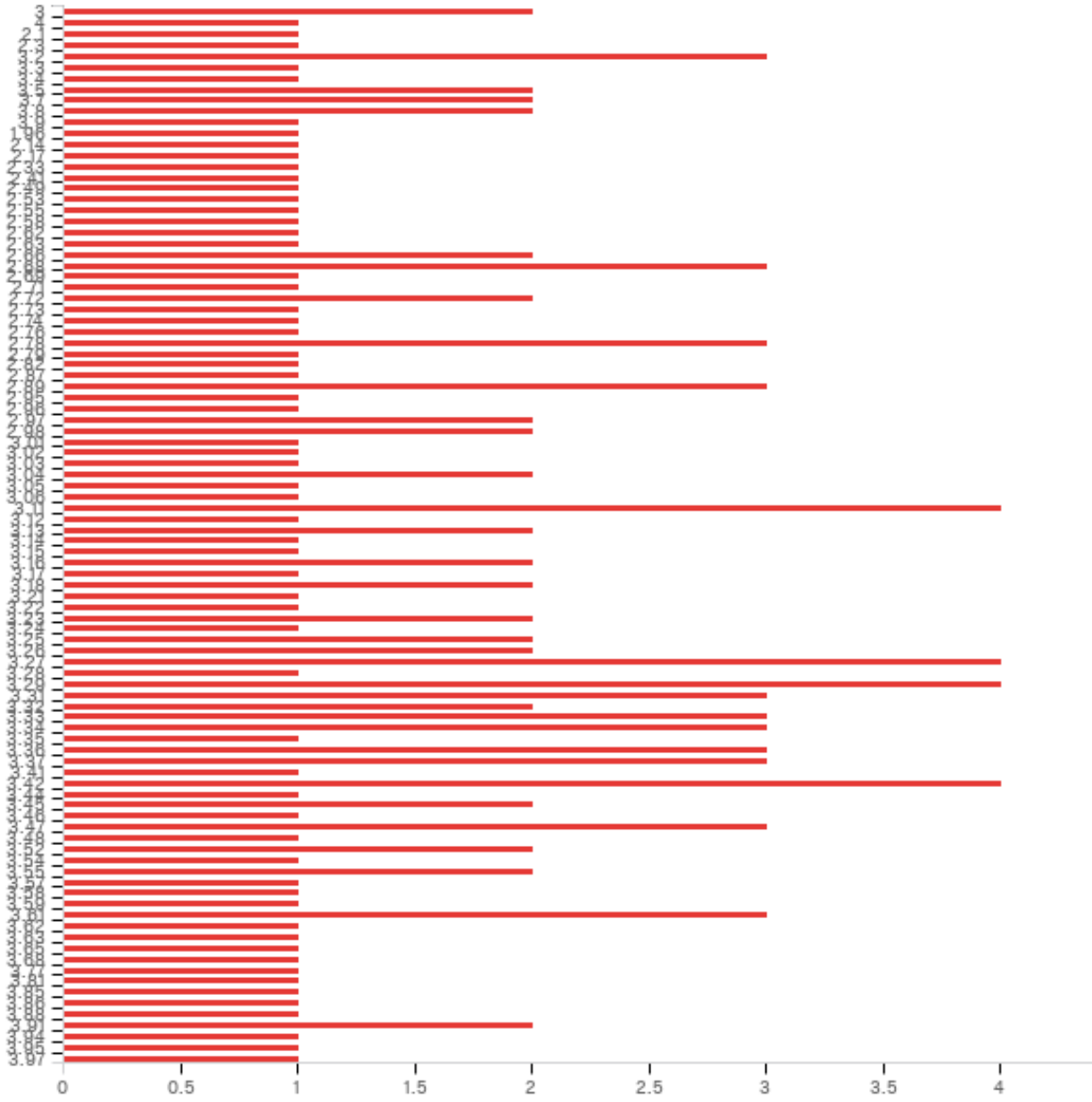
# Major



Answer	%	Count
HM40	2.67%	4
HP20	6.67%	10
HR10	3.33%	5
HD10	2.00%	3
HN20	32.00%	48

HM30	3.33%	5
HE10	6.00%	9
HP10	8.00%	12
HC30	7.33%	11
HA10	3.33%	5
HS10	4.67%	7
HN10	9.33%	14
HH10	9.33%	14
HM10	2.00%	3
Total	100%	150

# GPA



Answer	%	Count
3	1.33%	2
4	0.67%	1
2.1	0.67%	1
2.3	0.67%	1
3.2	2.00%	3
3.3	0.67%	1



3.4		0.67%	1
3.5		1.33%	2
3.7		1.33%	2
3.8		1.33%	2
3.9		0.67%	1
1.96		0.67%	1
2.14		0.67%	1
2.17		0.67%	1
2.33		0.67%	1
2.41		0.67%	1
2.49		0.67%	1
2.53		0.67%	1
2.55		0.67%	1
2.58		0.67%	1
2.62		0.67%	1
2.63		0.67%	1
2.66		1.33%	2
2.68		2.00%	3
2.69		0.67%	1
2.71		0.67%	1
2.72		1.33%	2
2.73		0.67%	1
2.74		0.67%	1
2.76		0.67%	1
2.78		2.00%	3
2.79		0.67%	1
2.82		0.67%	1
2.87		0.67%	1
2.89		2.00%	3
2.95		0.67%	1

2.96	0.67%	1
2.97	1.33%	2
2.98	1.33%	2
3.01	0.67%	1
3.02	0.67%	1
3.03	0.67%	1
3.04	1.33%	2
3.05	0.67%	1
3.06	0.67%	1
3.11	2.67%	4
3.12	0.67%	1
3.13	1.33%	2
3.14	0.67%	1
3.15	0.67%	1
3.16	1.33%	2
3.17	0.67%	1
3.18	1.33%	2
3.21	0.67%	1
3.22	0.67%	1
3.23	1.33%	2
3.24	0.67%	1
3.25	1.33%	2
3.26	1.33%	2
3.27	2.67%	4
3.28	0.67%	1
3.29	2.67%	4
3.31	2.00%	3
3.32	1.33%	2
3.33	2.00%	3
3.34	2.00%	3

3.35	0.67%	1
3.36	2.00%	3
3.37	2.00%	3
3.41	0.67%	1
3.42	2.67%	4
3.44	0.67%	1
3.45	1.33%	2
3.46	0.67%	1
3.47	2.00%	3
3.48	0.67%	1
3.52	1.33%	2
3.54	0.67%	1
3.55	1.33%	2
3.57	0.67%	1
3.58	0.67%	1
3.59	0.67%	1
3.61	2.00%	3
3.62	0.67%	1
3.63	0.67%	1
3.65	0.67%	1
3.68	0.67%	1
3.77	0.67%	1
3.81	0.67%	1
3.85	0.67%	1
3.86	0.67%	1
3.88	0.67%	1
3.91	1.33%	2
3.94	0.67%	1
3.95	0.67%	1
3.97	0.67%	1

Total

100%

150