

**Graduation Survey Results: Board of Regents Degree (RBA)**  
**Academic Year 2014-2015 (Summer and Fall 2014; Spring 2015)**  
**For Likert Scale Questions, 1 = Strongly Agree and 5 = Strongly Disagree. So,**  
**smaller means are more positive than larger means.**

Last Modified: 06/09/2015

### 1. Family Status

#	Answer		Response	%
1	Married, no children		3	5%
2	Married, with children		23	36%
3	Single, no children		29	45%
4	Single, with children		9	14%
	Total		64	100%

### 2. Residency at time of admission

#	Answer		Response	%
1	In-State		45	69%
2	Metro		8	12%
3	Out-of-State		12	18%
	Total		65	100%

**3. Number of semesters enrolled to complete your degree (Note: One semester is equal to fall, spring, or summer, resulting in the potential for three semesters in one year)**

#	Answer		Response	%
1	Fewer than 8 semesters		32	50%
2	8 semesters		6	9%
3	9 semesters		2	3%
4	10 semesters		8	13%
5	11 semesters		3	5%
6	12 semesters		4	6%
7	13 semesters		0	0%
8	14 semesters		3	5%
9	15 semesters		0	0%
10	16 semesters		2	3%
11	17 semesters		1	2%
12	18 semesters		2	3%
13	19 semesters		0	0%
14	20 semesters		0	0%
15	More than 20 semesters		1	2%
	Total		64	100%

#### 4. While pursuing your degree, did you

#	Answer		Response	%
1	Originally enroll and stay at Marshall		28	43%
2	Transfer from a 2-year institution or community college		27	42%
3	Transfer from another 4-year institution		10	15%
	Total		65	100%

#### 5. During the last year of your studies, how many hours a week did you work while attending classes?

#	Answer		Response	%
1	None		13	20%
2	1 - 10		6	9%
3	11 - 20		7	11%
4	21 - 30		8	12%
5	More than 30		31	48%
	Total		65	100%

## 6. Which of the following best describes your educational objective while attending Marshall University?

#	Answer		Response	%
1	Begin my first career		19	29%
2	Advance in current career		18	28%
3	Change career		22	34%
4	Non-career objective		6	9%
	Total		65	100%

## 7. Upon graduation, what was the dollar amount of your educational loan indebtedness?

#	Answer		Response	%
1	No indebtedness		10	15%
2	Up to \$4,999		4	6%
3	\$5,000 - \$9,999		2	3%
4	\$10,000 - \$14,999		8	12%
5	\$15,000 - \$19,999		7	11%
6	Over \$20,000		34	52%
	Total		65	100%







**8. Did you take part in an internship, practicum or other structured work experience related to your major and anticipated career?**

#	Answer		Response	%
1	Yes		7	11%
2	No		57	89%
	Total		64	100%

**9. If you answered "yes" to the previous question, did that experience increase your ability to secure employment or employment offers?**


#	Answer		Response	%
1	Yes		5	71%
2	No		0	0%
3	Insufficient information to answer this question		2	29%
	Total		7	100%

**10. When I graduate from Marshall University I plan to (check all that apply)**

#	Answer		Response	%
1	Attend graduate school		44	68%
2	Complete additional undergraduate coursework		8	12%
3	Continue to work at the same job I have at present		20	31%
4	Enter the military		0	0%
5	Work for a private sector company or corporation in a position related to my field of study.		12	18%
7	Work for a local, state, or federal agency in a position related to my field of study.		10	15%
11	Work for a volunteer or service organization, e.g. Peace Corps, AmeriCorps, City Year, etc.		2	3%

9	Work for a non-profit organization, e.g. hospital, university, public school, etc. in a position related to my field of study.		14	22%
12	Begin my own business		6	9%
13	Start or raise a family		12	18%
14	Take time off (to travel, etc.)		4	6%
15	Undecided or no plans		7	11%
16	Other		1	2%
6	Work for a private sector company or corporation in a position NOT related to my field of study.		6	9%
8	Work for a local, state, or federal agency in a position NOT related to my field of study.		6	9%












10	Work for a non-profit organization, e.g. hospital, university, public school, etc. in a position NOT related to my field of study.		4	6%
----	--	---	---	----

Other

find another position

**11. If you plan to continue your education and have applied to institutions of higher education, please check all that apply: I have applied to institutions of higher education**

#	Answer		Response	%
1	Within 50 miles of my college town		5	16%
2	Within 50 miles of my home town		5	16%
3	Over 50 miles, but within 500 miles of my college town		0	0%
4	Over 50 miles, but within 500 miles of my home town		0	0%
5	In WV		11	35%
6	In at least one of WV's neighboring states (OH, KY, VA, MD, PA)		4	13%
7	Within the US, but outside the above boundaries		3	10%
8	Internationally		0	0%
9	Other (please specify)		6	19%

Other (please specify)
have not applied yet
Marshall
I have not applied yet
Marshall University
Not applied yet
Haven't applied yet. Plan on applying to MU or WVU

## 12. Have you been accepted by a higher-level educational program?

#	Answer	Response	%
1	Yes	8	21%
2	No	31	79%

## 13. If you have been accepted by a higher level institution, what institution do you plan to attend?

Text Response
Marshall University
Marshall
Marshall University
Marshall University
MU Business Grad School
Marshall University
Marshall University
not sure yet

**14. While pursuing my degree at Marshall University**

#	Question	Strongly Agree	Agree	Neither Agree nor Disagree	Disagree	Strongly Disagree	Total Responses	Mean
1	I developed the ability to write effectively.	34	23	7	1	0	65	1.62
2	I used numerical information to explore real world problems.	26	21	14	2	2	65	1.97
3	I learned to find scholarly information, to evaluate it critically and to use it effectively.	35	24	6	0	0	65	1.55
4	I gained expertise in the use of technology important in my field of study.	32	19	10	4	0	65	1.78
5	I acquired sufficient skills and knowledge to prepare for career-related positions.	33	25	3	4	0	65	1.66

6	I developed the ability to express myself effectively through speaking.	29	19	12	4	1	65	1.91
7	I developed multicultural and global perspectives.	31	24	8	2	0	65	1.71
8	Writing intensive courses helped me to improve my writing skills.	32	20	9	4	0	65	1.77
9	My classes challenged me to analyze and evaluate issues and to solve real-world problems in a manner that is ethical and supportive of our civic well-being.	35	25	4	0	1	65	1.57
10	I broadened my appreciation for the arts.	27	20	13	3	1	64	1.92

11	My capstone course challenged me to do my best work.	15	19	27	1	1	63	2.27
12	I learned to examine issues from multiple perspectives.	32	27	3	1	0	63	1.57
13	I learned to use what I know to solve novel problems.	29	27	5	1	0	62	1.65
14	I learned to assess my own values and examine other viewpoints and credible evidence.	35	27	0	1	0	63	1.48

## 15. Now that I have completed my degree,

#	Question	Strongly Agree	Agree	Neither Agree nor Disagree	Disagree	Strongly Disagree	Total Responses	Mean
1	I feel adequately prepared for a career and/or graduate or professional study in my major field.	32	19	8	3	1	63	1.76
2	I believe that Marshall University's program in my major field is of high quality.	31	23	8	1	0	63	1.67
3	I would recommend to others that they study the same program at Marshall.	35	22	4	1	1	63	1.59
4	I would recommend Marshall to prospective students.	42	19	2	0	0	63	1.37



**16. Please rate your level of satisfaction with the quality of the following at Marshall:**

#	Question	Very Satisfied	Satisfied	Neutral	Dissatisfied	Very Dissatisfied	Total Responses	Mean
1	Teaching	36	21	6	1	0	64	1.56
2	Advising	30	21	10	3	0	64	1.78
3	Academic Support Services	30	19	12	3	0	64	1.81
4	Classroom/Lab Facilities	20	29	12	1	2	64	2.00

**17. When I graduate, I plan to**

#	Answer	Response	%
1	Be employed	52	81%
2	Further my education	41	64%
3	Other	3	5%

**Other**

attempt a career as a writer

Would like employment but lack Qualifications with degree is forcing me to consider graduate school.

Advocate for victims of social oppression

**18. If you plan to be employed after graduation, will your job be in the career path you have chosen?**

#	Answer		Response	%
1	Yes		21	40%
2	No		9	17%
3	Don't know yet		22	42%
	Total		52	100%







**19. If you plan to be employed after graduation, will your job be in your major field?**

#	Answer		Response	%
1	Yes		16	31%
2	No		11	21%
3	Don't know yet		25	48%
	Total		52	100%

**20. If you plan to be employed after graduation, will your job be**

#	Answer		Response	%
1	In WV?		33	63%
2	In KY, OH, PA, VA, or MD?		9	17%
3	In a state other than one mentioned above?		10	19%
4	In a country other than the US?		0	0%
	Total		52	100%

**21. If you plan to be employed after graduation, will your job be (choose all that apply):**

#	Answer		Response	%
1	within 50 miles of your college town?		30	59%
2	within 50 miles of your home town?		24	47%
3	over 50 miles, but within 500 miles of your college town?		5	10%
4	over 50 miles, but within 500 miles of your home town?		4	8%
5	over 500 miles from your college town		3	6%
6	over 500 miles from your home town		3	6%

## 22. If you have accepted employment, what will be your starting salary?

#	Answer		Response	%
1	\$10,000 or less		1	2%
2	\$10,001 - \$15,000		3	6%
3	\$15,001 - \$20,000		2	4%
4	\$20,001 - \$25,000		6	12%
5	\$25,001 - \$30,000		2	4%
6	\$30,001 - \$35,000		9	18%
7	\$35,001 - \$40,000		2	4%
8	\$40,001 - \$45,000		0	0%
9	\$45,001 - \$50,000		2	4%
10	More than \$50,000		5	10%
11	I have not yet accepted employment		19	37%
	Total		51	100%






### 23. For the position indicated above, who is your employer?

Text Response
Marshall University Bookstore
West Virginia State University
US Department of Veterans Affairs
Noi
cts
Self employed part time position
Playmates Child Care Center
Marshall University
West Virginia State Police
West Virginia Department of Health and Human Resources
USN
Dekalb County School
Mu
State of WV
self
WV ARMY NATIONAL GUARD
Florida Stairworks & Carpentry in Ft. Myers FL
WVU Research Corporation
Baltimore Ravens
Cracker Barrel
US Army
Dream Creative
n/a
None
Marshall University





### 24. Did you use Career Services to help you with your career path?

#	Answer	Response	%
1	Yes	6	10%
2	No	56	90%
	Total	62	100%

**25. If you answered "yes" to the previous question, please indicate all services used.**

#	Answer		Response	%
1	Marshall JobTrax		4	80%
2	Resume assistance		2	40%
3	Career Advising		2	40%
4	Mock Interviewing		0	0%
5	On-campus recruitment event		1	20%
6	Career Fair		2	40%
7	Other		0	0%

**26. After entering the RBA program, did you finish your coursework**

#	Answer		Response	%
1	Online		19	30%
2	In face-to-face classes		13	20%
3	A combination of the above		29	45%
4	Neither - I was able to graduate without taking any more classes		3	5%
	Total		64	100%

**27. Please indicate your level of satisfaction with these elements of your experience in the RBA Program:**

#	Question	Very Satisfied	Somewhat Satisfied	Somewhat Dissatisfied	Very Dissatisfied	Not applicable	Total Responses	Mean
1	Learning Experiences in your online courses	37	14	2	1	8	62	1.85
2	Learning Experiences in your face-to-face classes	37	7	0	1	18	63	2.30
3	Earning credits through portfolios or other college equivalent credits (if applicable)	18	5	2	2	35	62	3.50

**28. If you earned credits through portfolios or other college equivalent credits, how satisfied were you with the process:**

#	Question	Very Satisfied	Somewhat Satisfied	Somewhat Dissatisfied	Dissatisfied	Total Responses	Mean
1	Please indicate your level of satisfaction	23	4	0	0	27	1.15

**29. If you were dissatisfied with the portfolio and college equivalent credit process, why were you dissatisfied?**

#	Answer	Response	%
1	The process takes too much time and effort	3	8%
2	The cost is excessive	2	5%
3	The number of credits awarded seemed unfair	2	5%
4	Other	6	16%
5	I was satisfied	24	65%
	Total	37	100%

**Other**

n/a

The long process is strenuous; the number of credits awarded seemed unfair and discouraged me from the portfolio option.

N/A

n/a



**30. After completing the RBA, do you feel you have learned as much - and are as well educated - as other Marshall University graduates?**

#	Answer	Response	%
1	Yes	59	97%
2	No	2	3%
	Total	61	100%

**31. Has anyone ever questioned the value of your RBA degree?**

#	Answer	Response	%
1	Yes - family and friends	16	25%
2	Yes - other students	8	12%
3	Yes - employees	4	6%
4	Yes: other	9	14%
5	No	28	43%
	Total	65	100%

**Yes: other**

acquaintances

everyone

Everyone

Yes, other students as well as employers.

Everyone

Anyone who asks what my degree is.

myself

I have questioned the value. I am concerned that I have limited qualifications for future job opportunities because I don't have a field of major.

## 32. Gender

Value	Total
Male	29
Female	37

## 33. Race

Value	Total
White	31
African-American	4
Hispanic	1
No Information	30

## 34. Age

Value	Total
29	4
37	3
30	1
34	2
36	4
38	3
24	7
52	1
43	2
28	4
39	3
59	1
32	2
33	3
25	2
44	2
48	3
41	1
26	2
27	1
23	5
47	1
42	1
22	2
40	1
35	1
54	1
49	2
64	1

### 35. Degree

Value	Total
RBA	66

### 36. Major

Value	Total
RRB0	66

## 37. GPA

Value	Total
2.22	1
2.59	3
2.8	2
3.39	1
2.57	1
3.28	1
2.69	2
2.63	1
3.12	1
3.05	1
3.82	2
3.77	1
2.79	2
3.32	2
2.94	1
3.29	1
2.71	1
2.26	1
3.1	2
2.19	2
2.55	1
2.64	1
2.39	1
2.96	2
3.44	1
3.53	3
2.75	2
3.13	1
2.87	1
2.45	1
2.62	1
2.28	1
2.99	1
2.6	1
3.24	1

2.73	2
3.16	1
3.54	1
3.08	1
3.65	1
3.04	1
2.43	1
2.77	1
2.78	1
2.14	1
3.72	1
2.41	1
2.81	1
3.88	1
2.52	1
3.03	1
2.4	1