

Graduation Survey Results: College of Arts & Media
Academic Year 2014-2015 (Summer and Fall 2014; Spring 2015)
For Likert Scale Items, 1 = Strongly Agree and 5 = Strongly Disagree. So, lower means are more positive than higher means.

Last Modified: 09/10/2014








1. Family Status

#	Answer		Response	%
1	Married, no children		3	6%
2	Married, with children		2	4%
3	Single, no children		46	90%
4	Single, with children		0	0%
	Total		51	100%

2. Residence at time of admission

#	Answer		Response	%
1	In-State		32	63%
2	Metro		2	4%
3	Out-of-State		17	33%
	Total		51	100%

3. Number of semesters enrolled to complete your degree (Note: One semester is equal to fall, spring, or summer, resulting in the potential for three semesters in one year)

#	Answer		Response	%
1	Fewer than 8 semesters		2	4%
2	8 semesters		23	46%
3	9 semesters		8	16%
4	10 semesters		6	12%
5	11 semesters		3	6%
6	12 semesters		5	10%
7	13 semesters		3	6%
8	14 semesters		0	0%
9	15 semesters		0	0%
10	16 semesters		0	0%
11	17 semesters		0	0%
12	18 semesters		0	0%
13	19 semesters		0	0%
14	20 semesters		0	0%
15	More than 20 semesters		0	0%
	Total		50	100%

4. While pursuing your degree, did you

#	Answer		Response	%
1	Originally enroll and stay at Marshall		44	86%
2	Transfer from a 2-year institution or community college		3	6%
3	Transfer from another 4-year institution		4	8%
	Total		51	100%

5. During the last year of your studies, how many hours a week did you work while attending classes?

#	Answer		Response	%
1	None		9	18%
2	1 - 10		7	14%
3	11 - 20		11	22%
4	21 - 30		12	24%
5	More than 30		12	24%
	Total		51	100%

6. Which of the following best describes your educational objective while attending Marshall University?

#	Answer		Response	%
1	Begin my first career		44	86%
2	Advance in current career		3	6%
3	Change career		1	2%
4	Non-career objective		3	6%
	Total		51	100%

7. Upon graduation, what was the dollar amount of your educational loan indebtedness?

#	Answer		Response	%
1	No indebtedness		15	29%
2	Up to \$4,999		3	6%
3	\$5,000 - \$9,999		2	4%
4	\$10,000 - \$14,999		7	14%
5	\$15,000 - \$19,999		4	8%
6	Over \$20,000		20	39%
	Total		51	100%







8. Did you take part in an internship, practicum or other structured work experience related to your major and anticipated career?









#	Answer		Response	%
1	Yes		41	80%
2	No		10	20%
	Total		51	100%


9. If you answered "yes" to the previous question, did that experience increase your ability to secure employment or employment offers?

#	Answer		Response	%
1	Yes		23	58%
2	No		5	13%
3	Insufficient information to answer this question		12	30%
	Total		40	100%

10. When I graduate from Marshall University I plan to (check all that apply)

#	Answer		Response	%
1	Attend graduate school		21	42%
2	Complete additional undergraduate coursework		3	6%
3	Continue to work at the same job I have at present		9	18%
4	Enter the military		0	0%
5	Work for a private sector company or corporation in a position related to my field of study.		14	28%
7	Work for a local, state, or federal agency in a position related to my field of study.		12	24%
11	Work for a volunteer or service organization, e.g. Peace Corps, AmeriCorps, City Year, etc.		2	4%

9	Work for a non-profit organization, e.g. hospital, university, public school, etc. in a position related to my field of study.		8	16%
12	Begin my own business		7	14%
13	Start or raise a family		12	24%
14	Take time off (to travel, etc.)		16	32%
15	Undecided or no plans		12	24%
16	Other		5	10%
6	Work for a private sector company or corporation in a position NOT related to my field of study.		4	8%
8	Work for a local, state, or federal agency in a position NOT related to my field of study.		4	8%

10	Work for a non-profit organization, e.g. hospital, university, public school, etc. in a position NOT related to my field of study.		3	6%
----	--	---	---	----

Other

Find a job hopefully with no luck so far due to our economy.










Staff Position at a Church

freelance work

begin career

find a job in my field of study

11. If you plan to continue your education and have applied to institutions of higher education, please check all that apply: I have applied to institutions of higher education

#	Answer		Response	%
1	Within 50 miles of my college town		3	16%
2	Within 50 miles of my home town		1	5%
3	Over 50 miles, but within 500 miles of my college town		3	16%
4	Over 50 miles, but within 500 miles of my home town		4	21%
5	In WV		5	26%
6	In at least one of WV's neighboring states (OH, KY, VA, MD, PA)		4	21%
7	Within the US, but outside the above boundaries		6	32%
8	Internationally		2	11%
9	Other (please specify)		3	16%

Other (please specify)
Haven't applied yet.
Va
NYC

12. Have you been accepted by a higher-level educational program?

#	Answer	Response	%
1	Yes	5	26%
2	No	14	74%

13. If you have been accepted by a higher level institution, what institution do you plan to attend?

Text Response
Havent decided yet
Rutgers or New Jersey City University
Marshall
The Boston Conservatory
Marshall

14. While pursuing my degree at Marshall University

#	Question	Strongly Agree	Agree	Neither Agree nor Disagree	Disagree	Strongly Disagree	Total Responses	Mean
1	I developed the ability to write effectively.	24	20	6	0	0	50	1.64
2	I used numerical information to explore real world problems.	7	24	14	3	2	50	2.38
3	I learned to find scholarly information, to evaluate it critically and to use it effectively.	16	27	7	0	0	50	1.82
4	I gained expertise in the use of technology important in my field of study.	16	23	8	0	3	50	2.02
5	I acquired sufficient skills and knowledge to prepare for career-related positions.	16	30	3	1	0	50	1.78

6	I developed the ability to express myself effectively through speaking.	17	27	4	1	1	50	1.84
7	I developed multicultural and global perspectives.	19	17	13	0	1	50	1.94
8	Writing intensive courses helped me to improve my writing skills.	17	14	14	4	1	50	2.16
9	My classes challenged me to analyze and evaluate issues and to solve real-world problems in a manner that is ethical and supportive of our civic well being.	16	22	9	3	0	50	1.98
10	I broadened my appreciation for the arts.	28	15	6	1	0	50	1.60

11	My capstone course challenged me to do my best work.	27	17	4	1	1	50	1.64
12	I learned to examine issues from multiple perspectives.	25	18	6	0	1	50	1.68
13	I learned to use what I know to solve novel problems.	17	21	10	1	1	50	1.96
14	I learned to assess my own values and to examine other viewpoints and credible evidence.	26	18	5	0	0	49	1.57

15. Now that I have completed my degree,

#	Question	Strongly Agree	Agree	Neither Agree nor Disagree	Disagree	Strongly Disagree	Total Responses	Mean
1	I feel adequately prepared for a career and/or graduate or professional study in my major field.	16	20	9	5	0	50	2.06
2	I believe that Marshall University's program in my major field is of high quality.	13	20	10	4	3	50	2.28
3	I would recommend to others that they study the same program at Marshall.	16	17	10	4	3	50	2.22
4	I would recommend Marshall to prospective students.	15	20	10	2	3	50	2.16

Statistic	I feel adequately prepared for a career and/or graduate or professional study in my major field.	I believe that Marshall University's program in my major field is of high quality.	I would recommend to others that they study the same program at Marshall.	I would recommend Marshall to prospective students.
Min Value	1	1	1	1
Max Value	4	5	5	5
Mean	2.06	2.28	2.22	2.16
Variance	0.91	1.27	1.36	1.20
Standard Deviation	0.96	1.13	1.17	1.09
Total Responses	50	50	50	50

16. Please rate your level of satisfaction with the quality of the following at Marshall:

#	Question	Very Satisfied	Satisfied	Neutral	Dissatisfied	Very Dissatisfied	Total Responses	Mean
1	Teaching	16	27	5	0	2	50	1.90
2	Advising	13	13	13	9	2	50	2.48
3	Academic Support Services	9	17	20	4	0	50	2.38
4	Classroom/Lab Facilities	7	27	7	7	2	50	2.40

17. When I graduate, I plan to

#	Answer	Response	%
1	Be employed	36	72%
2	Further my education	23	46%
3	Other	5	10%

Other
Be a mommy to my 6 month old
Work on Staff at a Church

18. If you plan to be employed after graduation, will your job be in the career path you have chosen?

#	Answer		Response	%
1	Yes		20	56%
2	No		4	11%
3	Don't know yet		12	33%
	Total		36	100%

19. If you plan to be employed after graduation, will your job be in your major field?

#	Answer		Response	%
1	Yes		20	56%
2	No		4	11%
3	Don't know yet		12	33%
	Total		36	100%

20. If you plan to be employed after graduation, will your job be

#	Answer		Response	%
1	In WV?		13	36%
2	In KY, OH, PA, VA, or MD?		11	31%
3	In a state other than one mentioned above?		11	31%
4	In a country other than the US?		1	3%
	Total		36	100%

21. If you plan to be employed after graduation, will your job be (choose all that apply):

#	Answer		Response	%
1	within 50 miles of your college town?		10	29%
2	within 50 miles of your home town?		8	23%
3	over 50 miles, but within 500 miles of your college town?		8	23%
4	over 50 miles, but within 500 miles of your home town?		8	23%
5	over 500 miles from your college town		11	31%
6	over 500 miles from your home town		10	29%

22. If you have accepted employment, what will be your starting salary?

#	Answer	Response	%
1	\$10,000 or less	1	3%
2	\$10,001 - \$15,000	1	3%
3	\$15,001 - \$20,000	1	3%
4	\$20,001 - \$25,000	2	6%
5	\$25,001 - \$30,000	1	3%
6	\$30,001 - \$35,000	1	3%
7	\$35,001 - \$40,000	0	0%
8	\$40,001 - \$45,000	0	0%
9	\$45,001 - \$50,000	0	0%
10	More than \$50,000	1	3%
11	I have not yet accepted employment	28	78%
	Total	36	100%








23. For the position indicated above, who is your employer?

Text Response
The Mayor's Office for the City of Huntington
Wayne County Board of Education
Adams Hallmark
Grainger
N/A
TV NEWS
Mote Marine Laboratory and Aquarium
Still looking
American Foundation for the Blind
Federal Government

24. Did you use Career Services to help you with your career path?

#	Answer	Response	%
1	Yes	6	12%
2	No	43	88%
	Total	49	100%

25. If you answered "yes" to the previous question, please indicate all services used.

#	Answer		Response	%
1	Marshall JobTrax		4	67%
2	Resume assistance		4	67%
3	Career Advising		4	67%
4	Mock Interviewing		0	0%
5	On-campus recruitment event		0	0%
6	Career Fair		2	33%
7	Other		0	0%

26. Please indicate your level of satisfaction with these elements of your experience in the College of Arts and Media (Previously College of Fine Arts or School of Journalism and Mass Communications):

#	Question	Very Satisfied	Satisfied	Neutral	Dissatisfied	Very Dissatisfied	Total Responses	Mean
1	The curriculum (Did it prepare you to meet the demands of your chosen career?)	7	29	8	6	1	51	2.31
2	The curriculum (Did it follow a logical learning sequence?)	9	25	13	4	0	51	2.24
3	Faculty (Were they available to you for advising or other counseling?)	17	27	3	3	1	51	1.90
4	Faculty (Were they helpful to you in your pursuit of your education?)	19	23	5	2	2	51	1.92
5	Faculty and Staff (Were they helpful to you in career planning?)	12	15	11	10	3	51	2.55

6	Student participation (Was it encouraged for departmental and collegiate activities?)	13	30	6	1	1	51	1.96
7	The program (Did it assist in improving your skills and techniques in your chosen field?)	17	23	10	1	0	51	1.90
8	Educational facilities	16	20	5	7	3	51	2.24
9	Educational equipment	10	26	7	6	2	51	2.29
10	General Studies requirements (Were they appropriate to the BFA degree?)	10	22	12	4	3	51	2.37
11	The Dean's Office (Was it helpful?)	20	20	9	2	0	51	1.86

12	The College and Department were equally supportive of women and men.	31	16	4	0	0	51	1.47
13	The College and Department were equally supportive of all racial/ethnic groups	32	15	4	0	0	51	1.45
14	The degree to which department and college aided in your education	19	23	8	1	0	51	1.82
15	Overall value of your college experience	16	29	2	3	1	51	1.90

27. Gender

Value	Total
Male	18
Female	37

28. Race

Value	Total
White	37
Hispanic	1
African-American	5
Asian/Pacific Islander	1
No Information	11

29. Age

Value	Total
23	8
22	20
26	4
25	2
24	5
33	1
21	13
20	1
29	1

30. Degree

Value	Total
BA	25
BFA	30

31. Major

Value	Total
AJ50	11
AJ10	5
AV10	14
AJ40	3
AM10	10
AJ60	3
AJ20	3
AT10	6

32. GPA

Value	Total
2.41	1
3.33	4
2.73	1
3.25	2
3.68	2
2.75	1
2.86	1
3.49	1
3.2	2
3.15	3
2.99	2
2.43	1
2.89	1
2.54	1
2.65	1
3.94	1
3.63	1
3.78	2
3.4	2
3.67	2
3.09	1
3.59	2
3.61	1
3.45	1
3.52	1
3.66	1
3.18	1
3.38	1
3.24	1
3.1	1
3.85	1
2.96	1
3.47	1
2.74	1
3.51	1

3.5	1
3.11	1
3.08	1
2.82	1
3.88	1
2.52	1
3.23	1