

Residence Hall Assessment Day Survey Report – April 2014
For Likert Scale Questions, higher means are more positive than lower means.

Last Modified: 04/24/2014

1. Please select the residence hall where you currently live.

#	Answer	Response	%
1	Buskirk	69	9%
2	FY North	135	18%
3	FY South	149	20%
4	Gibson	31	4%
5	Haymaker	34	5%
6	Holderby	63	8%
7	Wellman	28	4%
8	Willis	62	8%
9	Towers East	112	15%
10	Towers West	71	9%
	Total	754	100%

2. Please select your academic class standing:

#	Answer	Response	%
1	Freshman	338	45%
2	Sophomore	191	25%
3	Junior	113	15%
4	Senior	77	10%
5	Graduate	7	1%
6	Undergraduate Pathway	19	3%
7	Graduate Pathway	8	1%
	Total	753	100%

3. Please select your gender

#	Answer	Response	%
1	Male	275	37%
2	Female	473	63%
3	Transgender	0	0%
4	Other	4	1%
	Total	752	100%

4. I intend to return to Marshall University for the 2014-2015 term.

#	Answer	Response	%
1	Yes	688	92%
2	No	64	8%
	Total	752	100%

5. If you do not intend to return to Marshall University for the 2014-2015 term, please indicate why (select all that apply).

#	Answer	Response	%
1	Graduating	25	42%
2	Studying Abroad	7	12%
3	Academics	1	2%
4	Finances	7	12%
5	Transferring to another University	19	32%
6	Family	3	5%
7	Homesickness	2	3%
8	Lack of connection to campus	3	5%
9	Lack of connection to others	3	5%
10	Other	6	10%

Other

Marshall does not offer my program

Quit athletic team

End of program

Apartment

I'm transferring back to my hometown to get a job an help my mom with the bills why doing my schooling.

Enlisting

6. Please comment on your reasons for not returning next term.

Text Response

living in an apartment
 I cannot afford it.
 I hope to graduate over the summer.
 Marshall does not offer my desired program.
 State is way closer to my house and super cheap
 I'm going back home, going to community college for a semester and transferring to a school in Oregon.
 I liked it at Marshall a lot but the other university I will be transferring to is closer to home and is known for education majors.
 I'm graduating.
 Moving to Germany. Also I didn't get the RA job.
 I am in a program from Brazil and this program will be done by the end of this year.
 The weather is cold and I suffer cough all time.
 I did not find advanced courses related to civil engineering at Marshall University.
 I just feel as though I need to be in a city area and closer to home.
 Marshall wasn't what I was searching for in a university.
 My academic departments here are terrible. Also, I'd like to be closer to home.
 Read above.
 I will be graduating...
 I don't like it here
 In all honesty, I'm ready to get out of here.
 Moving
 I want to serve my country by joining the Air Force.

Statistic	Value
Total Responses	21

7. Which Living Learning Community do you live in?

#	Answer	Response	%
1	Education	58	8%
2	Green	4	1%
3	Greek	8	1%
4	Health Professions	101	14%
5	Honors	79	11%
6	Science	77	11%
7	Business	45	6%
8	None of these	336	47%
9	Service and Leadership	2	0%
	Total	710	100%

8. Please indicate your level of agreement: People on my floor

#	Question	Agree	Disagree	Total Responses	Mean
1	Respect my race/ethnicity	673	2	675	2.00
2	Respect my religious beliefs	644	10	654	1.98
3	Respect my sexual orientation	647	8	655	1.99
4	Respect my gender identity	652	4	656	1.99
5	Respect my socioeconomic status	662	8	670	1.99
6	Respect my ability level (e.g. learning or physical)	664	5	669	1.99

9. Are there other issues with regard to respect on your floor that you would like to share?

Text Response

All responses were shared with the Residence Life Staff.

Statistic	Value
Total Responses	149

10. Through living on campus, I have learned to

#	Question	Agree	Disagree	Total Responses	Mean
1	Identify and utilize wellness resources on and off campus	628	39	667	1.94
2	Develop ethical decision making skills	595	43	638	1.93
3	Seek opportunities for spiritual and/or religious wellness	521	77	598	1.87
4	Know and understand substance responsibility	629	30	659	1.95
6	Explore new interests in and out of class	627	45	672	1.93
7	Identify and utilize campus resources	658	36	694	1.95
8	Develop study skills	597	70	667	1.90
9	Build relationships with faculty	584	86	670	1.87
10	Meet new people	663	30	693	1.96
11	Develop positive friendships within the MU community	671	20	691	1.97
12	Understand how my actions impact the experiences of other residents	641	37	678	1.95
13	Learn the	610	68	678	1.90

	traditions of Marshall University				
14	Gain an appreciation and understanding of current events	582	81	663	1.88
15	Develop an appreciation for art, music, and theatre	534	104	638	1.84
16	Understand the importance of international relations	571	70	641	1.89
17	Identify opportunities for involvement on campus	644	38	682	1.94
18	Explore opportunities for community service	548	97	645	1.85
19	Get involved in areas of need in Huntington	489	124	613	1.80
20	Maintain a safe and healthy environment	649	33	682	1.95
21	Effectively communicate with people who are different than me	652	26	678	1.96

11. I am satisfied with

#	Question	Agree	Disagree	Total Responses	Mean
1	The variety of programs offered in my residence hall	600	63	663	1.90
2	The quality of programs offered in my residence hall	604	57	661	1.91
4	The number of faculty involved in my hall	593	62	655	1.91

12. How often do you participate in programs/activities in your residence hall? (Please choose which statement best fits you).

#	Answer	Response	%
1	I always attend programs (7 or more programs)	104	15%
2	I sometimes attend programs (4-6 programs)	277	39%
3	I rarely attend programs (1-3 programs)	244	34%
4	I never attend programs (0)	86	12%
	Total	711	100%

13. Do you know who your Faculty-in-Residence is?

#	Answer	Response	%
1	Yes	546	76%
2	No	168	24%
	Total	714	100%

14. Do you interact with your Faculty-in-Residence?

#	Answer	Response	%
1	Yes	273	38%
2	No	440	62%
	Total	713	100%

15. When/Where do you interact with your Faculty-in-Residence? (Check all that apply)

#	Answer	Response	%
1	In the dining halls	114	25%
2	Visiting their office hours	38	8%
3	At residence hall programs	183	39%
4	Informally in the residence hall	206	44%
5	Around campus	170	37%
6	Other	92	20%

Other	# of Responses
I don't even know who it is, nor do I think it's necessary for upperclassmen.	1
Pretty much everywhere	1
I don't (Never)	34
Eating Out	1
Class	6
All of the above	2
Wherever I see them	1
While I'm at work in the COS Building	1

16. Do you interact with any of the other Faculty-in-Residence? If so, who? (Choose all that apply)

#	Answer	Response	%
1	David Cartwright	81	42%
2	Monika Sawhney	38	20%
3	Rosalynn Quinones	62	32%
4	Susan Frank	49	26%

17. Please rate your level of agreement concerning your relationship with faculty in residence halls.

#	Question	Agree	Disagree	Total Responses	Mean
4	The Faculty-in-Residence are approachable.	475	23	498	1.95
5	The Faculty-in-Residence are supportive.	447	17	464	1.96
6	The Faculty-in-Residence answer my questions.	428	20	448	1.96

18. Please provide additional comments about the Faculty-in-Residence program.

Text Response

All comments were shared with the staff of Residence Life.

Statistic	Value
Total Responses	88

19. Please indicate your level of satisfaction with:

#	Question	Agree	Disagree	Total Responses	Mean
1	Ability to study in my room	601	95	696	1.86
2	Customer services offered at my front desk	633	48	681	1.93
3	Timeliness of resolving maintenance issues	574	68	642	1.89
4	Approachability of the maintenance staff	602	34	636	1.95
5	Approachability of the housekeeping staff	617	35	652	1.95
6	Cleanliness of my floor/common areas	635	56	691	1.92
7	Noise level on my floor	492	194	686	1.72
8	Safety/security in my hall	644	40	684	1.94
15	Computer labs in my hall	466	125	591	1.79

20. If you are not satisfied with anything from the previous question, please tell us why.

Text Response

All comments were shared with the staff in Residence Life.

Statistic	Value
Total Responses	181

21. What amenities/services would you like to see offered or updated (e.g., Recreation equipment, kitchens, furniture, floor lounges, lobbies, desk services, etc.)

Text Response

All comments were shared with the staff in Residence Life.

Statistic	Value
Total Responses	240

22. I would recommend living in the halls to a friend. Please tell us why or why not.

#	Answer	Response	%
1	Yes	524	76%
2	Maybe	123	18%
3	No	47	7%
	Total	694	100%

Yes	Maybe	No
All comments shared with Residence Life Staff.	All comments shared with Residence Life Staff.	All comments shared with Residence Life Staff.

23. How do you stay informed on departmental events/offerings? (Choose all that apply)




#	Answer	Response	%
1	Facebook	218	33%
2	Twitter	131	20%
3	Website	95	14%
4	Email	495	75%
5	Other	103	16%

Other	# of Responses
Text	19
Resident Director/Advisor	9
Flyers	20
I don't	3
Bulletin boards around campus	2
posters	10
Papers, posters, bulletin boards.	1
My RA knocks on my door before an event	1
Face to face and flyers.	1
I am a news junky	1
Signs	5
people	2
Email	1
Kevin	1
Around Campus	1
Suitemates	1
Face to face interaction	1
Word of mouth	3
my agency	1
friends	1
phone	2

24. How would you like to stay informed about departmental and building announcements? (Please rank order your responses, with "1" being your most preferred method and "5" being your least preferred).

#	Answer	1	2	3	4	5	Total Responses
1	Twitter	65	114	104	87	236	611
2	Email	375	107	54	34	55	625
3	Facebook	70	150	159	151	85	616
4	Department Website	44	85	136	176	167	610
5	Word of Mouth	101	124	131	124	132	614
	Total	655	580	584	572	675	-

25. I am satisfied with my on-campus housing experience this year.

#	Answer		Response	%
1	Yes		519	74%
2	Sometimes		155	22%
3	No		23	3%
	Total		697	100%

26. Please explain your reasoning for the answer above and let us know your suggestions for how to enhance or improve your residence hall.

Text Response

All responses were shared with the Residence Life Staff.

Statistic	Value
Total Responses	270

27. Gender

Value	Total
Female	480
Male	284

28. Race

Value	Total
White	492
African American	60
Hispanic	17
Asian/Pacific Islander	3
Nonresident Alien	1
American Indian/Alaskan Native	1
[No Value]	190

29. Age

Value	Total
18	173
19	278
20	151
21	73
25	4
24	9
27	2
22	39
17	5
23	20
31	1
28	3
33	2
26	3
32	1

30. Class

Value	Total
FRESHMAN	319
SOPHOMORE	218
SENIOR	91
JUNIOR	117
GRADUATE	19

31. RH

Value	Total
FS	152
FN	134
TTW	72
TTE	116
WN	29
WS	62
GN	32
HR	34
BU	70
HY	63