






## Advising Report – Assessment Day, April 2014





### For Likert Items, Higher Means are More Positive than Lower Means

Last Modified: 03/13/2014










#### 1. Current Classification:

#	Answer		Response	%
1	Graduate		123	20%
2	Senior		189	30%
3	Junior		114	18%
4	Sophomore		97	15%
5	Freshman		105	17%
	Total		628	100%

#### 2. Grade Point Average:

#	Answer		Response	%
1	4.00 – 3.50		281	45%
2	3.49 – 3.00		204	32%
3	2.99 – 2.50		99	16%
4	2.49 – 2.00		36	6%
5	Below 2.00		9	1%
	Total		629	100%

#### 3. Current College

#	Answer		Response	%
1	CITE		16	3%
2	COE		74	12%
3	CAM		34	6%
4	COLA		88	14%
5	COS		95	16%
6	COB		84	14%
8	RBA Program		16	3%
9	SOM		5	1%
10	UC		8	1%
11	COHP		107	18%
12	Graduate		83	14%
	Total		610	100%

#### 4. Current Major: Choose all that apply:

#	Answer	Response	%
1	Accounting	27	4%
2	Economics: BBA	7	1%
3	Economics: BA	2	0%
4	International Business	1	0%
5	Finance	12	2%
6	Management	27	4%
7	Management Information Systems	6	1%
8	Marketing	13	2%
9	Business Undecided	1	0%
10	MBA Program	12	2%
11	Early Childhood Education	8	1%
12	Family and Consumer Science	0	0%
13	Hospitality Management	0	0%
14	Pre-Elementary Education	4	1%
15	Pre-Secondary Education	2	0%
16	Elementary Education	32	5%
17	Secondary Education	28	4%
18	Education - Undecided	1	0%
19	Music	15	2%
20	Theatre	10	2%
21	Art	12	2%
22	Pre-Music	0	0%
23	Music Undecided	0	0%
24	Exercise Science	14	2%
25	Athletic Training	8	1%
26	Medical Imaging	2	0%
27	Nursing - ASN	8	1%
28	Nursing - BSN	28	4%
29	Nursing - MSN	3	0%
30	Physical Education	4	1%
31	Social Work	6	1%
32	Pre-Communication Disorders	13	2%
33	Communication Disorders	9	1%
34	Pre-Clinical Laboratory Science	1	0%
35	Medical Laboratory Technician - Associate's Degree Program	1	0%
36	Medical Technology - Bachelor's Degree Program	2	0%

37	Cytotechnology		2	0%
38	Pre-Dietetics		0	0%
39	Dietetics		5	1%
40	Pre-Health Professions		13	2%
41	Advertising		4	1%
42	Broadcast Journalism		4	1%
43	Print Journalism		0	0%
44	Public Relations		10	2%
45	Radio/TV Production		0	0%
46	Sports Journalism		0	0%
47	Journalism Undecided		0	0%
48	Anthropology		4	1%
49	Communication Studies		5	1%
50	Criminal Justice		19	3%
51	English		13	2%
52	Geography		0	0%
53	History		16	3%
54	Humanities		3	0%
55	International Affairs		5	1%
56	Japanese		4	1%
57	German		0	0%
58	French		2	0%
59	Spanish		7	1%
60	Political Science		7	1%
61	Psychology		51	8%
62	Sociology		4	1%
63	Undecided - Liberal Arts		4	1%
64	RBA Program		11	2%
65	Bachelor of Applied Science Program		1	0%
66	Biology		36	6%
67	Microbiology		1	0%
68	Biomedical Sciences		8	1%
69	Cellular/Molecular Biology		7	1%
70	Ecology/Evolutionary Biology		2	0%
71	Chemistry		6	1%
72	Chemistry: ACS		1	0%
73	Forensic Chemistry		4	1%
74	Biochemistry		1	0%
75	Environmental Science		6	1%
76	Geology		0	0%
77	Integrated Science and Technology		7	1%
78	Computer and Information Technology		3	0%
79	Mathematics		3	0%
80	Applied Mathematics		2	0%
81	Natural Resources/Recreation		1	0%

	Management			
82	Physics		3	0%
83	Pre-Science		0	0%
84	Science Undecided		1	0%
85	Computer Science		2	0%
86	Engineering		8	1%
87	Safety Technology		3	0%
88	Pre-Engineering		0	0%
89	Human Resource Management		5	1%
90	Pre-Computer Science		0	0%
91	Technology/Engineering Undecided		1	0%
92	Public Health		3	0%
93	Adult and Technical Education		2	0%
94	Respiratory Care		0	0%
95	Sports Administration		6	1%
96	Information Systems Technology		1	0%
97	Management		3	0%
98	Philosophy		0	0%
99	Religious Studies		2	0%
100	Physical and Applied Science		2	0%
101	Counseling		13	2%
102	EdD Program		8	1%
103	EdS program		1	0%
104	Educational Leadership		4	1%
105	Literacy Education		1	0%
106	MAT Program		2	0%
107	EdS in School Psychology		2	0%
108	Special Education		13	2%
109	Health Care Administration		7	1%
110	Nurse Anesthesia		1	0%
111	Forensic Science		1	0%
112	MD Program		1	0%
113	Other		43	7%

Other
Health Science
Pre-Medicine
MBA
Undecided
Criminal Justice
Public Administration
Risk Management & Insurance
Sports Journalism
pre-pharmacy
Post Bac Program
Digital Forensics and Information Assurance
Creative Writing
Undecided
Digital Forensics Information Assurance
PsyD
PsyD
Public Health
Leadership Studies
Digital Forensics
Dance minor
Psychology
Chemistry: Pre-Pharm
Criminal Justice
Please alphabetize this list!
Photography
Biotechnology
Medical Imaging
Undecided
School Counseling
Energy Management
Health Infomatics
Business-Undecided
Humanities
undecided
Counseling
Cytotechnology
Classics
Criminal Justice
MBA program
ATE
Art Education
Marketing
M.A. Secondary Education

### 5. Have you changed majors while at Marshall?

#	Answer	Response	%
1	Yes	261	42%
2	No	367	58%
	Total	628	100%

### 6. If you have changed your major, how many times have you done this since enrolling at Marshall?

#	Answer	Response	%
1	One Time	171	72%
2	Two Times	48	20%
3	Three Times	15	6%
4	Four Times	0	0%
5	More than Four Times	2	1%
	Total	236	100%

### 7. On average, how many times per term do you see your advisor?

#	Answer	Response	%
1	Never	62	11%
2	Once	219	39%
3	Twice	154	28%
4	Three Times	61	11%
5	Four Times	17	3%
6	Five Times	11	2%
7	Between six and ten times	15	3%
8	More often than ten times	21	4%
	Total	560	100%

**8. On average, how many times per term do you see your advisor for non-scheduling issues?**

#	Answer	Response	%
1	Never	301	54%
2	Once	115	21%
3	Twice	66	12%
4	Three Times	27	5%
5	Four Times	5	1%
6	Five Times	11	2%
7	Between six and ten times	10	2%
8	More often than ten times	25	4%
	Total	560	100%

**9. Is advising mandatory for you?**

#	Answer	Response	%
1	Yes	320	57%
2	No	239	43%
	Total	559	100%

**10. Do you think advising should be mandatory for all students?**

#	Answer	Response	%
1	Yes	368	66%
2	No	190	34%
	Total	558	100%

**11. Please indicate your level of agreement to each of the statements below. A space for comments will be available at the end of this survey.**

#	Question	Strongly Agree	Agree	Neither Agree nor Disagree	Disagree	Strongly Disagree	Total Responses	Mean
1	Advising is important to me.	264	190	56	32	16	558	4.17
2	I know the name of my advisor.	374	131	18	21	11	555	4.51
3	There is a shared responsibility between me and my advisor.	202	186	84	41	40	553	3.85
4	I typically make appointments for advising.	153	164	71	102	47	537	3.51
5	I attend advising sessions prepared.	263	185	49	23	7	527	4.28
6	Advisors only assist with course registration.	93	130	96	137	79	535	3.04
7	I would take advantage of online advising services.	171	179	94	58	44	546	3.69



**12. Advisor questions. Please indicate your level of agreement. If you feel that a statement does not apply to you, please answer "N/A." A space for comments will be available at the end of the survey.**

#	Question	Strongly Agree	Agree	Neither Agree nor Disagree	Disagree	Strongly Disagree	Total Responses	Mean
1	My advisor is easily accessible.	232	177	53	51	38	551	3.93
2	I am able to reach my advisor by phone.	149	129	125	48	36	487	3.63
3	I am able to reach my advisor by email.	260	202	39	19	19	539	4.23
4	I am able to reach my advisor in person.	247	200	51	20	26	544	4.14
5	Advising is offered during convenient operating hours.	227	201	53	35	23	539	4.06
6	My advisor provides an appropriate academic atmosphere.	266	181	50	18	21	536	4.22
7	My advisor makes me feel comfortable.	262	164	61	24	27	538	4.13
8	My advisor is a good listener.	255	164	65	28	26	538	4.10
9	My advisor is patient.	256	173	62	25	24	540	4.13
10	My advisor shows an interest in my academic success.	246	165	69	25	33	538	4.05
11	My advisor is generally knowledgeable.	259	192	48	20	20	539	4.21

12	My advisor provides accurate information.	251	188	52	30	18	539	4.16
13	My advisor gives clear explanations.	231	182	66	38	20	537	4.05
14	My advisor encourages my academic goals.	247	162	69	33	21	532	4.09
15	My advisor treats me with respect.	280	177	52	17	11	537	4.30
16	My advisor ensures my privacy.	274	174	61	10	8	527	4.32
17	My advisor assists with class scheduling and registration.	263	182	47	30	23	545	4.16
18	My advisor is available for non-registration issues	209	179	82	19	21	510	4.05
19	My advisor provides appropriate academic advice.	234	196	58	26	21	535	4.11
20	My advisor makes effective referrals.	206	171	60	31	22	490	4.04
21	My advisor keeps me informed.	211	173	71	45	38	538	3.88
22	My advisor offers appropriate career advice.	199	162	77	33	33	504	3.91
23	After advising sessions, I feel better prepared.	228	149	91	34	28	530	3.97
24	Typically, my expectations of advising are met.	252	152	61	37	29	531	4.06
25	Overall, I am satisfied with	243	157	58	47	40	545	3.95

	the advising services I receive from Marshall University.							
26	I feel that my advising appointments are worth my time.	240	159	50	49	38	536	3.96
27	My advisor is prepared for my advising session.	225	177	83	26	28	539	4.01
28	My advisor encourages me to ask questions and communicate openly during advising sessions.	251	160	68	32	29	540	4.06
29	My advisor answers my questions in a professional manner.	271	182	46	21	21	541	4.22
30	My advisor helped me develop a long-term academic plan.	215	125	89	61	41	531	3.78
31	My advisor is knowledgeable about course offerings.	253	190	52	26	20	541	4.16
32	My advisor provides information about student organizations, internships, and other leadership opportunities on campus.	159	110	109	79	53	510	3.48
33	My advisor allows enough time for my appointment.	240	186	67	14	17	524	4.18

### 13. Would you recommend your advisor to another student?

#	Answer	Response	%
1	Yes	433	78%
2	No	119	22%
	Total	552	100%

### 14. What is the best way for advisors to contact you? (Check all that apply.)

#	Answer	Response	%
1	Email	546	99%
2	Mailed Letter	36	7%
3	Phone	177	32%
4	Texting	167	30%
5	Facebook	56	10%
6	Other	11	2%

#### Other

Face to face  
 Twitter  
 Walk-in  
 in person  
 In person  
 Walking in  
 In person  
 In person  
 Just show up in person  
 In person  
 Twitter

### 15. How can advising services better serve you?

#### Text Response

All responses were shared with the Director of University College.

Statistic	Value
Total Responses	244

**16. If you have received exceptional advising, please share your advisor's name and what made the experience exceptional.**

Text Response

All responses were shared with the Director of University College.

Statistic	Value
Total Responses	204

**17. Please provide any other comments here:**

Text Response

All responses were shared with the Director of University College.

Statistic	Value
Total Responses	70