





## Residence Hall Survey Results: Assessment Day 2013



For Likert Scale Items, Strongly Agree = 1 and Strongly Disagree = 5.  
Therefore, lower means are more positive than higher means.

Last Modified: 03/20/2013

### 1. Please select your gender

#	Answer		Response	%
1	Male		305	35%
2	Female		555	64%
3	Transgender		5	1%
4	Other		0	0%
	Total		865	100%

### 2. I intend to return to Marshall University for the next academic term.

#	Answer		Response	%
1	Yes		791	92%
2	No		73	8%
	Total		864	100%

**3. If you do not intend to return to Marshall University for the next academic term, please indicate why (select all that apply).**

#	Answer		Response	%
1	Graduating		29	41%
2	Studying Abroad		5	7%
3	Academics		1	1%
4	Finances		5	7%
5	Transferring to another University		27	38%
6	Family		9	13%
7	Homesickness		6	8%
8	Lack of connection to campus		1	1%
9	Lack of connection to others		2	3%
10	Other		6	8%

Other
back to home university after exchange program at Marshall
My home university's program to come here will be done
Don't like the Academic program
returning to my home university
international student
I am exchange student.

#### 4. Which Living Learning Community do you live in?

#	Answer	Response	%
1	Education	73	9%
2	Green	6	1%
3	Greek	14	2%
4	Health Professions	115	14%
5	Honors	110	13%
6	Science	75	9%
7	Business	44	5%
8	None of these	384	47%
	Total	821	100%

#### 5. Please indicate your level of agreement: People on my floor

#	Question	Strongly Agree	Agree	Neither Agree nor Disagree	Disagree	Strongly Disagree	Total Responses	Mean
1	Respect my race/ethnicity	576	194	39	2	3	814	1.36
2	Respect my religious beliefs	506	216	61	16	5	804	1.50
3	Respect my sexual orientation	550	199	48	6	3	806	1.40
4	Respect my gender identity	568	183	46	6	3	806	1.38
5	Respect my socioeconomic status	528	215	50	11	2	806	1.44
6	Respect my ability level (e.g. learning or physical)	538	219	45	5	4	811	1.42

Statistic	Respect my race/ethnicity	Respect my religious beliefs	Respect my sexual orientation	Respect my gender identity	Respect my socioeconomic status	Respect my ability level (e.g. learning or physical)
Min Value	1	1	1	1	1	1
Max Value	5	5	5	5	5	5
Mean	1.36	1.50	1.40	1.38	1.44	1.42
Variance	0.38	0.60	0.45	0.44	0.48	0.45
Standard Deviation	0.62	0.77	0.67	0.66	0.69	0.67
Total Responses	814	804	806	806	806	811

## 6. Are there other issues of respect that you would like to share?

### Text Response

All issues were shared with the staff of Residence Services immediately after Assessment Day.

## 7. Living on campus has enhanced my ability to:

#	Question	Strongly Agree	Agree	Neither Agree nor Disagree	Disagree	Strongly Disagree	Total Responses	Mean
1	Meet new students	427	311	68	8	8	822	1.61
2	Interact with students different from myself	390	340	74	13	6	823	1.67
3	Study with fellow students	354	287	134	28	16	819	1.86
4	Meet faculty	297	275	160	66	19	817	2.06
5	Develop my leadership potential	275	260	207	54	21	817	2.13
6	Serve my community	243	242	234	70	21	810	2.24
7	Solve my own problems	381	314	107	13	7	822	1.72
8	Resolve conflict with others	317	340	124	23	10	814	1.86
9	Manage my time more effectively	341	301	120	41	17	820	1.89
10	Develop independence	451	272	61	24	8	816	1.61
11	Feel connected to the Marshall Community	373	304	111	23	9	820	1.77
12	Volunteer	223	242	245	69	20	799	2.28
13	Focus on career building and determining a major	301	295	161	43	13	813	1.98
14	Learn about green living/sustainable lifestyles	236	268	219	62	24	809	2.22
15	Prepare for my final exams	315	327	125	35	13	815	1.90
16	Create memories	463	256	76	10	10	815	1.59





Statistic	Meet new students	Interact with students differently from myself	Study with fellow students	Meet faculty	Develop my leadership potential	Serve my community	Solve my own problems	Resolve conflict with others	Manage my time more effectively	Develop independence	Feel connected to the Marshall Community	Volunteer	Focus on career building and determining a major	Learn about green living/sustainable lifestyles	Prepare for my final exams	Create memories
Min Value	1	1	1	1	1	1	1	1	1	1	1	1	1	1	1	1
Max Value	5	5	5	5	5	5	5	5	5	5	5	5	5	5	5	5
Mean	1.61	1.67	1.86	2.06	2.13	2.24	1.72	1.86	1.89	1.61	1.77	2.28	1.98	2.22	1.90	1.59
Variance	0.58	0.58	0.89	1.09	1.07	1.11	0.66	0.75	0.94	0.68	0.75	1.08	0.92	1.09	0.85	0.65
Standard Deviation	0.76	0.76	0.94	1.04	1.03	1.05	0.81	0.86	0.97	0.83	0.87	1.04	0.96	1.04	0.92	0.81
Total Responses	822	823	819	817	810	822	814	820	816	820	799	813	809	815	815	

## 8. I am satisfied with

#	Question	Strongly Agree	Agree	Neither Agree nor Disagree	Disagree	Strongly Disagree	Total Responses	Mean
1	The variety of programs offered in my residence hall	346	332	106	24	10	818	1.80
2	The quality of programs offered in my residence hall	341	318	115	33	9	816	1.84
3	The quantity of programs offered in my residence hall	344	307	125	32	8	816	1.84
4	The number of faculty involved in my hall	316	306	140	28	16	806	1.91

Statistic	The variety of programs offered in my residence hall	The quality of programs offered in my residence hall	The quantity of programs offered in my residence hall	The number of faculty involved in my hall
Min Value	1	1	1	1
Max Value	5	5	5	5
Mean	1.80	1.84	1.84	1.91
Variance	0.74	0.79	0.80	0.88
Standard Deviation	0.86	0.89	0.89	0.94
Total Responses	818	816	816	806

**9. How often do you participate in programs/activities in your residence hall? (Please choose which statement best fits you).**

#	Answer		Response	%
1	I always attend programs		119	15%
2	I sometimes attend programs		435	53%
3	I rarely attend programs		178	22%
4	I never attend programs		85	10%
	Total		817	100%



## 10. Programming in the residence halls has helped me to

#	Question	Strongly Agree	Agree	Neither Agree nor Disagree	Disagree	Strongly Disagree	Total Responses	Mean
1	Identify and utilize wellness resources on and off campus	246	321	164	36	10	777	2.03
2	Seek opportunities for spiritual and/or religious wellness	216	237	228	63	17	761	2.25
3	Know and understand substance responsibility	258	297	169	36	14	774	2.03
4	Prepare for and use academic advising	274	288	159	40	14	775	2.01
5	Develop study skills	253	304	167	41	13	778	2.04
6	Build relationships with faculty	243	278	183	50	18	772	2.12
7	Explore majors, minors, and other academic opportunities on campus	260	279	174	49	13	775	2.07
8	Begin to create a network of supportive MU peers, faculty, and staff	280	309	141	47	9	786	1.98
9	Develop relationships with faculty members on campus	253	279	181	56	12	781	2.10
10	Explore at least one culture different than my own	262	303	154	50	13	782	2.04
11	Understand the importance of international relations	261	279	170	56	16	782	2.09
12	Explore opportunities for community service/volunteerism	234	289	188	51	18	780	2.14
13	Learn how to budget money	231	233	194	91	25	774	2.28

14	Understand the graduate/professional school preparation I need	223	255	195	82	21	776	2.26
15	Learn about being an adult member of a family (e.g. parent, partner, caregiver, etc.)	236	271	168	73	23	771	2.19
16	Understand social justice issues	235	270	187	57	23	772	2.17

Statistic	Identify and utilize wellness resources on and off campus	Seek opportunities for spiritual and/or religious wellness	Know and understand substance responsibility	Prepare for and use academic advising	Develop study skills	Build relationships with faculty	Explore majors, minors, and other academic opportunities on campus	Begin to create a network of supportive MU peers, faculty, and staff	Develop relationships with faculty members on campus	Explore at least one culture different than my own	Understand the importance of international relations	Explore opportunities for community service/volunteering	Learn how to budget money	Understand the graduate/professional school preparation I need	Learn about being an adult member of a family (e.g. parent, partner, caregiver, etc.)	Understand social justice issues
Min Value	1	1	1	1	1	1	1	1	1	1	1	1	1	1	1	1
Max Value	5	5	5	5	5	5	5	5	5	5	5	5	5	5	5	5
Mean	2.03	2.25	2.03	2.01	2.04	2.12	2.07	1.98	2.10	2.04	2.09	2.14	2.2	2.26	2.19	2.17

n													8			
Variance	0.83	1.06	0.90	0.93	0.90	1.01	0.96	0.88	0.97	0.94	1.02	0.99	1.23	1.14	1.14	1.08
Standard Deviation	0.91	1.03	0.95	0.96	0.95	1.00	0.98	0.94	0.99	0.97	1.01	1.00	1.11	1.07	1.07	1.04
Total Responses	777	761	774	775	778	772	775	786	781	782	782	780	774	776	771	772

**11. Please rate your level of agreement concerning your relationship with faculty in residence halls.**

#	Question	Strongly Agree	Agree	Neither Agree nor Disagree	Disagree	Strongly Disagree	Total Responses	Mean
1	I interact with the Faculty-in-Residence	247	304	143	82	26	802	2.17
2	I would like to have more faculty involved in residence hall programming	186	236	283	73	20	798	2.38
3	Click to write Statement 3	163	120	164	11	6	464	2.09

Statistic	I interact with the Faculty-in-Residence	I would like to have more faculty involved in residence hall programming	Click to write Statement 3
Min Value	1	1	1
Max Value	5	5	5
Mean	2.17	2.38	2.09
Variance	1.16	1.04	0.91
Standard Deviation	1.08	1.02	0.95
Total Responses	802	798	464

**12. Of the following, which faculty involvement initiatives sound most interesting? (Check all that apply).**

#	Answer		Response	%
1	Additional Faculty-in-Residence living in the residence halls		213	30%
2	A faculty lunch program to discuss hot topics		309	43%
3	Upperclass Interest Groups		346	49%
4	Other		33	5%

Other

Faculty Screening

Involvement of professors in discipline-oriented programming.

better program set ups

Actually Seeing the F-i-Rs

Faculty that enforces the quiet hours

More pet a puppy events

None of them sound interesting, in my opinion

Actually creating programs that do help us "become independent" or "manage money" or "become an adult".

More sustainable and efficient residence halls

Internships-Networking

### 13. Please indicate your level of satisfaction with:

#	Question	Strongly Agree	Agree	Neither Agree nor Disagree	Disagree	Strongly Disagree	Total Responses	Mean
1	My ability to study in my room	357	312	69	56	23	817	1.87
2	Services offered at my front desk	367	323	92	25	9	816	1.76
3	Timeliness of resolving maintenance issues	330	305	92	39	26	792	1.90
4	Timeliness of resolving housekeeping issues	327	315	110	22	12	786	1.83
5	Professionalism of the maintenance staff	375	328	78	15	10	806	1.71
6	Professionalism of housekeeping staff	388	312	72	22	16	810	1.72
7	Room assignment process	287	319	104	66	39	815	2.08
8	Room options	308	326	107	46	26	813	1.96
9	Cleanliness of my floor	353	322	86	35	22	818	1.84
10	Noise level on my floor	268	267	130	75	69	809	2.27
11	Safety/security in my hall	384	315	77	27	14	817	1.74
12	Computer labs in my hall	301	249	117	29	24	720	1.93
13	Housing website	254	340	144	40	22	800	2.05
14	Lobby/Lounge improvements	304	341	125	26	14	810	1.90
15	Housing social media sites	263	301	174	27	17	782	2.02
16	Amenities (i.e. newspapers, recreation equipment, kitchens, etc.) offered in my	287	303	139	49	24	802	2.03

	hall							
--	------	--	--	--	--	--	--	--



Statistic	My ability to study in my room	Services offered at my front desk	Timeliness of resolving maintenance issues	Timeliness of resolving housekeeping issues	Professionalism of the maintenance staff	Professionalism of housekeeping staff	Room assignment process	Room options	Cleanliness of my floor	Noise level on my floor	Safety/security in my hall	Computer labs in my hall	Housing website	Lobby/Lounge improvements	Housing social media sites	Amenities (i.e. newspapers, recreation equipment, kitchens, etc.) offered in my hall
Min Value	1	1	1	1	1	1	1	1	1	1	1	1	1	1	1	1
Max Value	5	5	5	5	5	5	5	5	5	5	5	5	5	5	5	5
Mean	1.87	1.76	1.90	1.83	1.71	1.72	2.08	1.96	1.84	2.27	1.74	1.93	2.05	1.90	2.02	2.03
Variance	1.03	0.73	1.02	0.78	0.66	0.78	1.23	1.02	0.93	1.56	0.78	1.04	0.94	0.80	0.89	1.05
Standard Deviation	1.02	0.85	1.01	0.88	0.81	0.88	1.11	1.01	0.96	1.25	0.89	1.02	0.97	0.90	0.95	1.02




Total Responses	817	816	792	786	806	810	815	813	818	809	817	720	800	810	782	802
-----------------	-----	-----	-----	-----	-----	-----	-----	-----	-----	-----	-----	-----	-----	-----	-----	-----

**14. If you are not satisfied with anything from the previous question, please tell us why.**

**Text Response**

All comments were shared with residence hall staff immediately after Assessment Day.

**15. I would like to have an international student as my roommate. Please tell us why or why not.**

#	Answer		Response	%
1	Yes		150	19%
2	Maybe		312	39%
3	No		336	42%
	Total		798	100%

Yes	Maybe	No
All reasons were shared with Residence Hall Staff immediately after Assessment Day.	All reasons were shared with Residence Hall Staff immediately after Assessment Day.	All reasons were shared with Residence Hall Staff immediately after Assessment Day.

**16. I would recommend living on campus to a friend. Please tell us why or why not.**

#	Answer	Response	%
1	Yes	573	71%
2	Maybe	154	19%
3	No	79	10%
	Total	806	100%

Yes	Maybe	No
All reasons were shared with Residence Hall Staff immediately after Assessment Day.	All reasons were shared with Residence Hall Staff immediately after Assessment Day.	All reasons were shared with Residence Hall Staff immediately after Assessment Day.

**17. I am satisfied with my on-campus housing experience this year.**

#	Answer	Response	%
1	Yes	587	72%
2	Sometimes	195	24%
3	No	34	4%
	Total	816	100%

**18. Please explain your reasoning for the answer above and provide suggestions you may have to enhance or improve your residence hall.**

**Text Response**

All suggestions were shared with the Residence Hall staff immediately after Assessment Day.

**19. Gender**

Value	Total
Male	311
Female	566

## 20. Race

Value	Total
White	579
African American	67
Asian/Pacific Islander	9
American Indian/Alaskan Native	4
Hispanic	24
No Information	194

## 9. Age

Value	Total
21	86
19	329
20	220
22	39
23	19
25	3
18	163
24	8
17	2
33	1
38	2
26	2
27	1
28	1
32	1

## 10. Class

Value	Total
Junior	144
Sophomore	343
Senior	98
Graduate	10
Freshman	281
Not sure	1

## 11. Residence Hall

Value	Total
HY	102
FN	147
TTW	104
WS	81
TTE	99
BU	104
FS	130
GN	26
HR	41
WN	43