






All Campus Survey Results: Assessment Day 2013



For Likert Scale Items, Strongly Agree = 1 and Strongly Disagree = 5.
Therefore, lower means are more positive than higher means.

Last Modified: 03/27/2013

1. What is your age?

#	Answer		Response	%
1	18		42	10%
2	19-20		156	36%
3	21-23		148	34%
4	24-29		48	11%
5	30 or older		44	10%
	Total		438	100%

2. What is your gender?

#	Answer		Response	%
1	Male		150	34%
2	Female		288	66%
	Total		438	100%

3. What best describes your class level?

#	Answer		Response	%
1	Freshman (0 - 25 credit hours completed)		67	15%
2	Sophomore (26 - 57 credit hours completed)		100	23%
3	Junior (58 - 89 credit hours completed)		79	18%
4	Senior (90 or more credit hours completed)		140	32%
5	Graduate or Medical Student		54	12%
	Total		440	100%

4. Are you a full-time or part-time student this semester?

#	Answer		Response	%
1	Full-time (12 or more credit hours)		400	91%
2	Part-time (less than 12 credit hours)		39	9%
	Total		439	100%

5. Are you currently, or have you been, enrolled in UNI 101?

#	Answer		Response	%
1	I am currently enrolled in UNI 101		3	1%
2	I completed UNI 101		316	72%
3	I have never enrolled in UNI 101		120	27%
	Total		439	100%

6. Within the last year, which level of involvement have you had in each of the following?







#	Question	Active Member	Member	Inactive Member	Not a Member	Total Responses	Mean
1	Intramural Team	23	17	11	370	421	3.73
2	Intercollegiate Athletic Team	27	4	10	380	421	3.76
3	Fraternity or Sorority (Greek)	43	12	20	351	426	3.59
4	A recognized student group (not Greek)	119	57	21	235	432	2.86
5	A second recognized student group (not Greek)	63	32	14	316	425	3.37
6	A third recognized student group (not Greek)	22	15	10	367	414	3.74

Note: For the next questions, the term “drink” refers to a 12-oz. bottle of beer, a glass of wine, a wine cooler, a shot glass of liquor, or a mixed drink with one kind of liquor in it.






7. During the past 30 days, on how many days did you drink alcohol?

#	Answer	Response	%
1	0 days	214	50%
2	1 - 2 days	87	20%
3	3 - 5 days	63	15%
4	6 - 9 days	33	8%
5	10 - 19 days	26	6%
6	20 - 29 days	1	0%
7	All (30-31) days	2	0%
	Total	426	100%

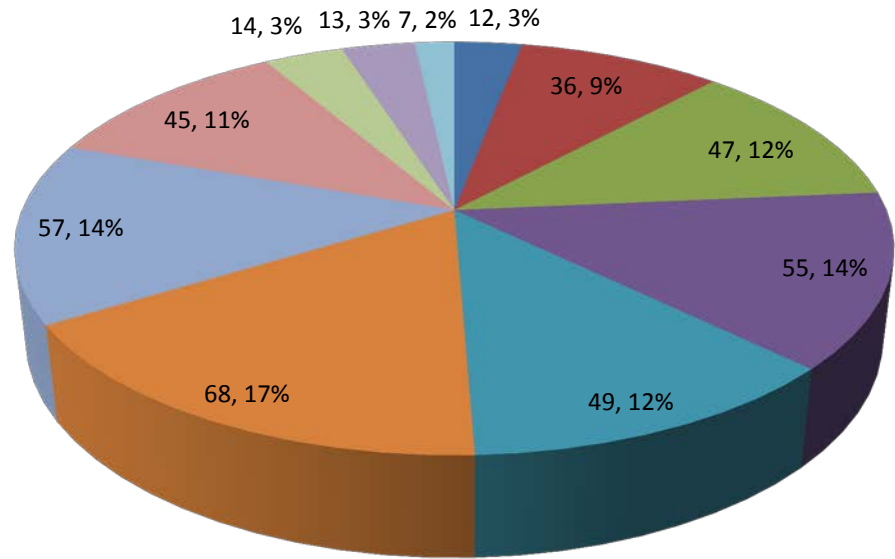
8. On the average, during the past 30 days, how much alcohol did you drink on one occasion?

#	Answer		Response	%
1	5 or more drinks		48	11%
2	3 or 4 drinks		69	16%
3	1 or 2 drinks		88	21%
4	less than one drink		13	3%
5	did not drink		82	19%
6	I don't drink alcohol		128	30%
	Total		428	100%

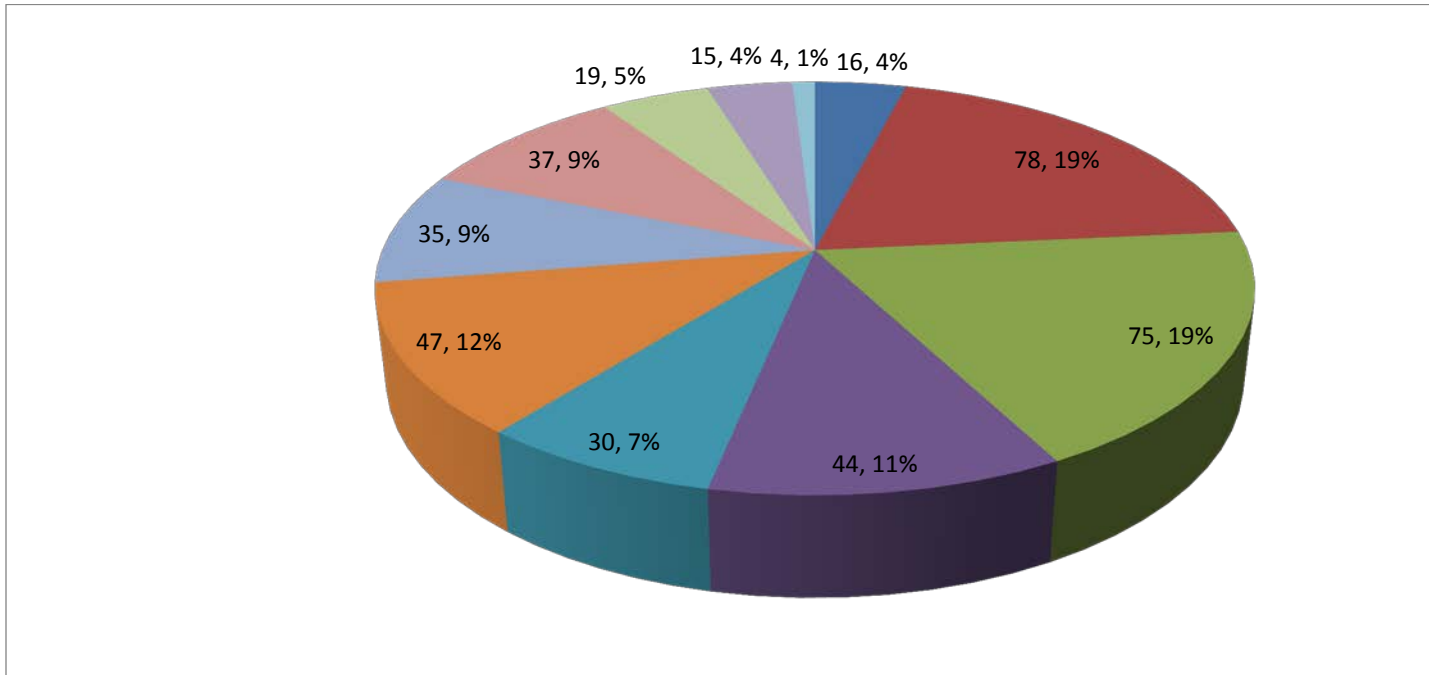
9. In the past two weeks, how many times have you had five or more drinks at a sitting?

#	Answer		Response	%
1	none		332	78%
2	once		48	11%
3	twice		23	5%
4	3 to 5 times		20	5%
5	6 to 9 times		1	0%
6	more than 9 times		3	1%
	Total		427	100%

10. Overall, what percentage of Marshall University students do you think consumed five or more drinks at a sitting on at least one occasion in the last two weeks?



11. Overall, what percentage of Marshall University students do you think consumed no alcoholic beverages at all during the past 30 days?



12. What type of message do you hear from freshman students at Marshall University about alcohol use?

#	Answer	Response	%
1	It is perfectly fine/OK	191	45%
2	It is tolerable	70	16%
3	It is neither good nor bad	61	14%
4	It is not OK	8	2%
5	It is absolutely wrong	3	1%
6	No opinion	92	22%
	Total	425	100%

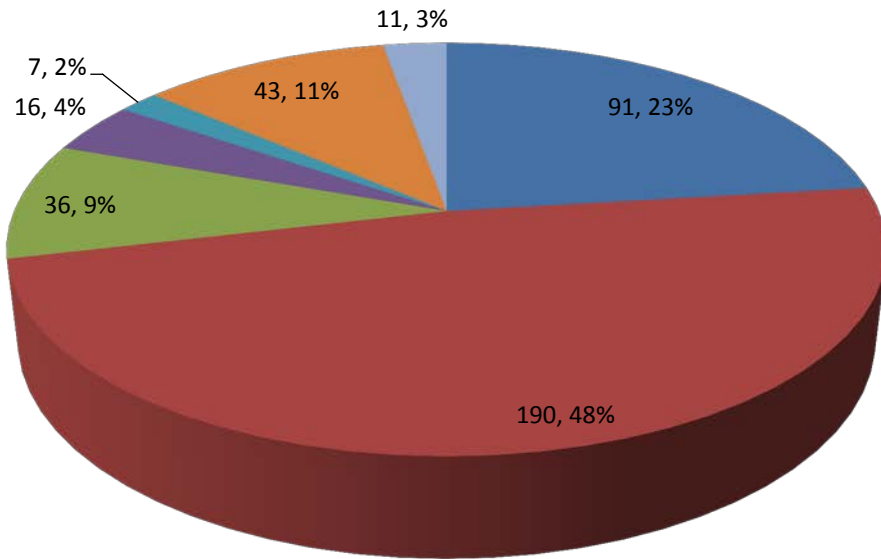
13. What type of message do you hear from non-freshman students at Marshall University about alcohol use?

#	Answer		Response	%
1	It is perfectly fine/OK		206	48%
2	It is tolerable		74	17%
3	It is neither good nor bad		68	16%
4	It is not OK		11	3%
5	It is absolutely wrong		0	0%
6	No opinion		67	16%
	Total		426	100%

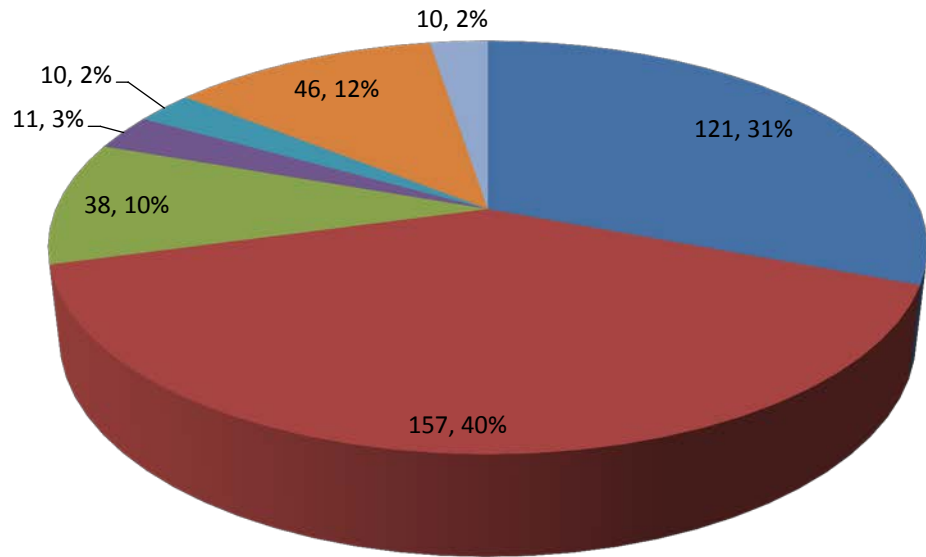
14. What type of message do you hear from Marshall University faculty and/or staff about alcohol use?

#	Answer		Response	%
1	It is perfectly fine/OK		33	8%
2	It is tolerable		70	17%
3	It is neither good nor bad		112	26%
4	It is not OK		58	14%
5	It is absolutely wrong		10	2%
6	No opinion		141	33%
	Total		424	100%

15. On how many occasions in the -last two months have you interacted with faculty on an individual level?



16. On how many occasions in the -last two months have you interacted with staff on an individual level?



17. Please mark the one response that most accurately indicates your agreement or disagreement with each of the following statements:

#	Question	Strongly Agree	Agree	Neutral (Don't know)	Disagree	Strongly Disagree	Total Responses	Mean
1	Alcohol is a central part of social activities on campus.	32	93	125	95	62	407	3.15
2	It is OK for people my age to get drunk occasionally.	53	136	94	76	47	406	2.82
3	Marshall University strictly enforces its policies of no drinking alcohol on campus.	67	127	130	60	21	405	2.61
4	I frequently hear students on campus say that if you want to have fun, alcohol must be present.	32	116	111	107	41	407	3.02
5	On our campus, I know where to turn for information or assistance on alcohol use.	50	147	144	44	22	407	2.61
6	I am aware of the university resources that I can use for physical, mental, emotional and spiritual health.	86	177	89	35	19	406	2.32
7	Our campus is dedicated to preventing alcohol abuse.	38	131	151	62	23	405	2.76
8	Our campus has plenty of things to do that do not involve alcohol.	118	183	59	30	16	406	2.12
9	Our campus has plenty of personally enriching things to do that do not involve alcohol.	103	186	72	29	15	405	2.18

10	Students who choose not to drink alcohol at all fit into my social group.	136	161	72	30	7	406	2.04
11	Marshall University strictly enforces the laws on underage drinking and public intoxication.	66	157	118	45	20	406	2.50
12	I enjoy going to alcohol-free activities on campus.	113	171	95	23	5	407	2.11
13	If no alcohol is served or allowed at a social activity, I would not be likely to go.	14	20	72	139	162	407	4.02
14	If no alcohol is served or allowed at a social activity that I am going to, I drink before I go.	11	30	83	112	170	406	3.99
15	I find it easy to interact with other students on campus.	91	203	59	37	14	404	2.21
16	Faculty and staff are accessible if I want to meet with them.	102	213	54	23	9	401	2.06
17	Faculty and staff are supportive and caring.	84	214	76	17	11	402	2.15
18	I consider myself to be a good team-player.	133	221	39	8	1	402	1.81
19	I feel connected to the campus.	78	167	97	39	21	402	2.40
20	I am a productive member of the campus community.	68	142	127	52	13	402	2.50
21	Addressing campus alcohol issues is important to me.	40	100	156	66	39	401	2.91
22	I am proud of my accomplishments at Marshall University.	184	164	43	9	4	404	1.73
23	I am proud of who I am.	211	140	35	9	4	399	1.63

24	I am proud of a difference I have made on campus.	105	118	146	25	8	402	2.29
25	It is easy for people underage to obtain alcohol in our area.	131	150	101	13	8	403	2.05
26	It's important for me to be involved in campus / community issues.	79	148	130	37	9	403	2.38
27	I think all Marshall students should do community service.	75	129	120	56	22	402	2.55
28	If my group of friends decided to vote for leaders of their group, I would likely be elected to a leadership position.	77	140	132	43	11	403	2.43
29	When things get tough, I am not a person that other people my age would turn to for help.	13	33	66	189	104	405	3.83
30	I feel responsible for changing traditions and practices on campus which are not safe.	27	97	175	77	29	405	2.96
31	I know how and when to confront someone's behavior that I don't like or which concerns me.	75	209	92	24	3	403	2.18
32	When faced with a problem, I feel confident to handle it.	112	217	63	11	3	406	1.96
33	I have a good decision-making skills.	154	185	49	14	3	405	1.83