






Advising Survey Results: Assessment Day 2013






For Likert Scale Items, Strongly Agree = 1 and Strongly Disagree = 5.
Therefore, lower means are more positive than higher means.

Last Modified: 03/19/2013

1. Current Classification:

#	Answer		Response	%
1	Graduate		39	15%
2	Senior		102	39%
3	Junior		46	17%
4	Sophomore		46	17%
5	Freshman		30	11%
	Total		263	100%

2. Grade Point Average:

#	Answer		Response	%
1	4.00 – 3.50		112	43%
2	3.49 – 3.00		97	37%
3	2.99 – 2.50		40	15%
4	2.49 – 2.00		11	4%
5	Below 2.00		3	1%
	Total		263	100%

3. Current College

#	Answer	Response	%
1	CITE	10	4%
2	COE	24	9%
3	COFA	12	5%
4	COLA	39	15%
5	COS	48	19%
6	COB	31	12%
7	SOJMC	15	6%
8	RBA Program	2	1%
9	SOM	1	0%
10	UC	2	1%
11	COHP	50	19%
12	Graduate	24	9%
	Total	258	100%

4. Current Major: Choose all that apply:

#	Answer	Response	%
1	Accounting	3	1%
2	Economics: BBA	1	0%
3	Economics: BA	1	0%
4	International Business	0	0%
5	Finance	4	2%
6	Management	10	4%
7	Management Information Systems	1	0%
8	Marketing	12	5%
9	Business Undecided	0	0%
10	MBA Program	1	0%
11	Early Childhood Education	2	1%
12	Family and Consumer Science	0	0%
13	Hospitality Management	0	0%
14	Pre-Elementary Education	0	0%
15	Pre-Secondary Education	1	0%
16	Elementary Education	11	4%
17	Secondary Education	13	5%
18	Education - Undecided	1	0%
19	Music	6	2%
20	Theatre	3	1%
21	Art	5	2%
22	Pre-Music	0	0%
23	Music Undecided	0	0%
24	Exercise Science	6	2%
25	Athletic Training	7	3%
26	Medical Imaging	1	0%
27	Nursing - ASN	1	0%
28	Nursing - BSN	19	7%
29	Nursing - MSN	1	0%
30	Physical Education	1	0%
31	Social Work	3	1%
32	Pre-Communication	4	2%



	Disorders			
33	Communication Disorders		5	2%
34	Pre-Clinical Laboratory Science		1	0%
35	Medical Laboratory Technician - Associate's Degree Program		2	1%
36	Medical Technology - Bachelor's Degree Program		2	1%
37	Cytotechnology		0	0%
38	Pre-Dietetics		1	0%
39	Dietetics		1	0%
40	Pre-Health Professions		4	2%
41	Advertising		7	3%
42	Broadcast Journalism		1	0%
43	Print Journalism		0	0%
44	Public Relations		3	1%
45	Radio/TV Production		1	0%
46	Sports Journalism		0	0%
47	Journalism Undecided		3	1%
48	Anthropology		2	1%
49	Communication Studies		1	0%
50	Criminal Justice		10	4%
51	English		6	2%
52	Geography		1	0%
53	History		8	3%
54	Humanities		3	1%
55	International Affairs		1	0%
56	Japanese		0	0%
57	German		0	0%
58	French		0	0%
59	Spanish		5	2%
60	Political Science		4	2%
61	Psychology		19	7%
62	Sociology		1	0%
63	Undecided - Liberal Arts		0	0%
64	RBA Program		0	0%

65	Bachelor of Applied Science Program		2	1%
66	Biology		15	6%
67	Microbiology		1	0%
68	Biomedical Sciences		3	1%
69	Cellular/Molecular Biology		3	1%
70	Ecology/Evolutionary Biology		2	1%
71	Chemistry		6	2%
72	Chemistry: ACS		1	0%
73	Forensic Chemistry		2	1%
74	Biochemistry		1	0%
75	Environmental Science		2	1%
76	Geology		1	0%
77	Integrated Science and Technology		6	2%
78	Computer and Information Technology		4	2%
79	Mathematics		1	0%
80	Applied Mathematics		2	1%
81	Natural Resources/Recreation Management		3	1%
82	Physics		1	0%
83	Pre-Science		0	0%
84	Science Undecided		0	0%
85	Computer Science		3	1%
86	Engineering		6	2%
87	Safety Technology		0	0%
88	Pre-Engineering		0	0%
89	Human Resource Management		3	1%
90	Pre-Computer Science		0	0%
91	Technology/Engineering Undecided		1	0%
92	Public Health		1	0%
93	Adult and Technical Education		0	0%






94	Respiratory Care		0	0%
95	Sports Administration		1	0%
96	Information Systems		0	0%
97	Technology Management		0	0%
98	Philosophy		0	0%
99	Religious Studies		0	0%
100	Physical and Applied Science		1	0%
101	Counseling		1	0%
102	EdD Program		1	0%
103	EdS program		0	0%
104	Educational Leadership		0	0%
105	Literacy Education		1	0%
106	MAT Program		0	0%
107	EdS in School Psychology		0	0%
108	Special Education		5	2%
109	Health Care Administration		3	1%
110	Nurse Anesthesia		0	0%
111	Forensic Science		1	0%
112	MD Program		3	1%
113	Other		12	5%

Other
Pre-Physical Therapy
Pre Vet
Digital Forensics
Elementary education
PsyD (2 responses)
Risk Management & Insurance
undeclared
Library Media
Pre-Med
Physical Therapy
Ed.S.









5. Have you changed majors while at Marshall?

#	Answer		Response	%
1	Yes		101	39%
2	No		161	61%
	Total		262	100%

6. If you have changed your major, how many times have you done this since enrolling at Marshall?

#	Answer		Response	%
1	One Time		78	76%
2	Two Times		13	13%
3	Three Times		8	8%
4	Four Times		2	2%
5	More than Four Times		1	1%
	Total		102	100%

7. On average, how many times per term do you see your advisor?

#	Answer		Response	%
1	Never		30	12%
2	Once		86	33%
3	Twice		78	30%
4	Three Times		28	11%
5	Four Times		7	3%
6	Five Times		8	3%
7	Between six and ten times		8	3%
8	More often than ten times		15	6%
	Total		260	100%

8. On average, how many times per term do you see your advisor for non-scheduling issues?

#	Answer		Response	%
1	Never		127	49%
2	Once		56	22%
3	Twice		19	7%
4	Three Times		18	7%
5	Four Times		5	2%
6	Five Times		5	2%
7	Between six and ten times		7	3%
8	More often than ten times		22	8%
	Total		259	100%

9. Is advising mandatory for you?

#	Answer		Response	%
1	Yes		144	56%
2	No		115	44%
	Total		259	100%

10. Should advising be mandatory for all students?

#	Answer		Response	%
1	Yes		158	62%
2	No		98	38%
	Total		256	100%

11. Please indicate your level of agreement to each of the statements below. A space for comments will be available at the end of this survey.

#	Question	Strongly Agree	Agree	Neither Agree nor Disagree	Disagree	Strongly Disagree	Total Responses	Mean
1	Advising is important to me.	118	89	29	15	6	257	1.84
2	I know the name of my advisor.	165	69	8	12	3	257	1.52
3	There is a shared responsibility between me and my advisor.	103	92	28	20	12	255	2.00
4	I typically make appointments for advising.	85	75	41	35	18	254	2.31
5	I attend advising sessions prepared.	140	81	18	6	4	249	1.61
6	Advisors only assist with course registration.	43	48	46	79	36	252	3.07
7	I would take advantage of online advising services.	86	73	40	30	19	248	2.29

Statistic	Advising is important to me.	I know the name of my advisor.	There is a shared responsibility between me and my advisor.	I typically make appointments for advising.	I attend advising sessions prepared.	Advisors only assist with course registration.	I would take advantage of online advising services.
Min Value	1	1	1	1	1	1	1
Max Value	5	5	5	5	5	5	5
Mean	1.84	1.52	2.00	2.31	1.61	3.07	2.29
Variance	0.99	0.74	1.26	1.59	0.72	1.76	1.61
Standard Deviation	1.00	0.86	1.12	1.26	0.85	1.33	1.27
Total Responses	257	257	255	254	249	252	248

12. Did you attend New Student Orientation?

#	Answer	Response	%
1	Yes	164	63%
2	No	96	37%
	Total	260	100%

13. Advising at New Student Orientation.

#	Question	Strongly Agree	Agree	Neither Agree nor Disagree	Disagree	Strongly Disagree	Total Responses	Mean
1	The advising session during orientation was helpful.	49	53	23	12	9	146	2.17
2	The amount of time spent with my advisor during orientation was adequate.	31	60	25	18	7	141	2.36
3	The advisor provided necessary information.	42	65	20	9	7	143	2.12
4	The advisor clearly provided explanations during summer orientation.	36	62	24	8	8	138	2.20
5	The class schedule received at orientation was beneficial.	53	62	13	9	9	146	2.03

Statistic	The advising session during orientation was helpful.	The amount of time spent with my advisor during orientation was adequate.	The advisor provided necessary information.	The advisor clearly provided explanations during summer orientation.	The class schedule received at orientation was beneficial.
Min Value	1	1	1	1	1
Max Value	5	5	5	5	5
Mean	2.17	2.36	2.12	2.20	2.03
Variance	1.36	1.23	1.12	1.16	1.26
Standard Deviation	1.16	1.11	1.06	1.07	1.12
Total Responses	146	141	143	138	146

14. Advisor questions. Please indicate your level of agreement. If you feel that a statement does not apply to you, please answer "N/A/"







#	Question	Strongly Agree	Agree	Neither Agree nor Disagree	Disagree	Strongly Disagree	Total Responses	Mean
1	My advisor is easily accessible.	107	84	26	20	10	247	1.96
2	I am able to reach my advisor by phone.	74	72	31	23	11	211	2.17
3	I am able to reach my advisor by email.	119	92	18	5	9	243	1.74
4	I am able to reach my advisor in person.	107	100	25	5	8	245	1.80
5	Advising is offered during convenient operating hours.	92	106	29	11	10	248	1.96
6	My advisor provides an appropriate academic atmosphere.	108	98	25	6	9	246	1.82
7	My advisor makes me feel comfortable.	108	89	31	9	10	247	1.88
8	My advisor is a good listener.	114	76	35	12	7	244	1.86
9	My advisor is patient.	110	78	33	11	8	240	1.87
10	My advisor shows an interest in my academic success.	118	67	33	11	13	242	1.90
11	My advisor is generally knowledgeable.	118	78	27	14	8	245	1.84
12	My advisor provides accurate information.	110	79	30	16	9	244	1.91
13	My advisor gives clear explanations.	108	84	25	16	10	243	1.91
14	My advisor encourages my academic goals.	116	73	32	10	9	240	1.85

15	My advisor treats me with respect.	131	81	24	3	6	245	1.66
16	My advisor ensures my privacy.	129	83	23	2	2	239	1.60
17	My advisor assists with class scheduling and registration.	114	84	27	10	6	241	1.80
18	My advisor is available for non-registration issues	116	64	40	6	7	233	1.82
19	My advisor provides appropriate academic advice.	121	73	31	7	10	242	1.81
20	My advisor makes effective referrals.	103	78	30	10	9	230	1.89
21	My advisor keeps me informed.	102	65	35	19	17	238	2.09
22	My advisor offers appropriate career advice.	102	62	40	13	16	233	2.05
23	After advising sessions, I feel better prepared.	111	74	28	19	13	245	1.98
24	Typically, my expectations of advising are met.	113	72	31	15	13	244	1.95
25	Overall, I am satisfied with the advising services I receive from Marshall University.	117	60	36	15	17	245	2.00

15. My responses above are based on:

#	Answer	Response	%
1	Current Advising	169	67%
2	Past Advising	85	33%
	Total	254	100%

16. What is the best way for advisors to contact you? (Check all that apply.)

#	Answer		Response	%
1	Email		246	98%
2	Mailed Letter		17	7%
3	Phone		84	33%
4	Texting		73	29%
5	Facebook		33	13%
6	Other		6	2%

Other

Stopping me in the hall

Fact to Fact (in Person) – 5 responses

17. How can advising services better serve you?

Text Response

All comments were sent to the Advising Office in University College immediately after Assessment Day.

18. If you have received exceptional advising, please share your advisor's name and what made it exceptional.

Text Response

Many specific names, all of which were shared with the Advising Center in University College, were given.

19. Please provide any other comments here:

Text Response

All comments were sent to the Advising Office in University College immediately after Assessment Day.