





Assessment Day MOVC Survey Report – 2012

Likert Scale Items have a scale ranging from 1 = Excellent to 5 = Unsatisfactory. Therefore, lower means are more positive than higher means.

Last Modified: 03/07/2012

1. Family Status

#	Answer		Response	%
1	Married, no children		2	4%
2	Married, with children		18	38%
3	Single, no children		16	34%
4	Single, with children		11	23%
	Total		47	100%

Statistic	Value
Min Value	1
Max Value	4
Mean	2.77
Variance	0.75
Standard Deviation	0.87
Total Responses	47

2. Residence at time of admission

#	Answer		Response	%
1	In-State		42	91%
2	Metro		3	7%
3	Out-of-State		1	2%
	Total		46	100%

Statistic	Value
Min Value	1
Max Value	3
Mean	1.11
Variance	0.14
Standard Deviation	0.38
Total Responses	46

3. Student Status

#	Answer	Response	%
1	Traditional (ages 18 - 25)	18	38%
2	Nontraditional (ages 26 and older)	29	62%
	Total	47	100%

Statistic	Value
Min Value	1
Max Value	2
Mean	1.62
Variance	0.24
Standard Deviation	0.49
Total Responses	47

4. Degree you are working on:

#	Answer	Response	%
1	Certificate	0	0%
2	Associate	1	2%
3	Bachelor	45	96%
4	Graduate Degree	1	2%
	Total	47	100%

Statistic	Value
Min Value	2
Max Value	4
Mean	3.00
Variance	0.04
Standard Deviation	0.21
Total Responses	47

5. Major Field of Study

Text Response
Numerous respondents were working on Nursing Degrees
Some respondents working on Social Work Degrees
Some respondents were working on the RBA Degree
Some respondents were working on degrees in accounting
One respondent was working on a degree in communication disorders
One respondent was working on a degree in Advertising
One respondent was working on a degree in Elementary Education
One respondent was working on a degree in Biology

Statistic	Value
Total Responses	37

6. While pursuing this degree, did you?

#	Answer		Response	%
1	Originally enroll at MOVC		26	55%
2	Originally enroll at Marshall University		12	26%
3	Transfer from another College or University (such as MCTC, Rio Grande)		9	19%
	Total		47	100%

Statistic	Value
Min Value	1
Max Value	3
Mean	1.64
Variance	0.63
Standard Deviation	0.79
Total Responses	47

7. Have you taken any Interactive TV courses?

#	Answer		Response	%
1	Yes		19	40%
2	No		28	60%
	Total		47	100%

Statistic	Value
Min Value	1
Max Value	2
Mean	1.60
Variance	0.25
Standard Deviation	0.50
Total Responses	47

8. Please indicate your level of agreement with the statements below:

#	Question	Strongly Agree	Agree	Neutral	Disagree	Strongly Disagree	Responses	Mean
1	I was pleased with my overall ITV educational experience.	4	11	3	1	0	19	2.05
2	I was pleased with the overall quality of the ITV technology.	3	10	6	0	0	19	2.16

Statistic	I was pleased with my overall ITV educational experience.	I was pleased with the overall quality of the ITV technology.
Min Value	1	1
Max Value	4	3
Mean	2.05	2.16
Variance	0.61	0.47
Standard Deviation	0.78	0.69
Total Responses	19	19

9. During the past year, how many hours per week were you employed while attending classes?

#	Answer		Response	%
1	None		23	49%
2	1 - 10		5	11%
3	11 - 20		7	15%
4	21 - 30		3	6%
5	More than 30		9	19%
	Total		47	100%

Statistic	Value
Min Value	1
Max Value	5
Mean	2.36
Variance	2.54
Standard Deviation	1.59
Total Responses	47

10. Which of the following best describes your educational objective while attending MOVC?

#	Answer		Response	%
1	Begin my first career		26	55%
2	Advance in my current career		5	11%
3	Career Change		16	34%
4	Non-Career Objective		0	0%
	Total		47	100%

Statistic	Value
Min Value	1
Max Value	3
Mean	1.79
Variance	0.87
Standard Deviation	0.93
Total Responses	47

11. Have you been accepted by and/or plan to attend a higher-level educational program, such as a Master's, Doctoral, or Advanced Professional Program?

#	Answer	Response	%
1	Yes	11	69%
2	No	5	31%
	Total	16	100%

Statistic	Value
Min Value	1
Max Value	2
Mean	1.31
Variance	0.23
Standard Deviation	0.48
Total Responses	16

12. If you answered "yes" to the question above, which institution will you attend for graduate work?

Text Response
Six respondents said they were doing graduate work at MARSHALL UNIVERSITY
Three respondents were undecided
One respondent planned on going to WVU.

Statistic	Value
Total Responses	10

13. What is your intended major in graduate school?

Text Response
Social Work
Nursing
Family Nurse Practitioner
Not sure yet
communication disorders
Biomedical Sciences
History
undecided
Deciding.. Interested in Special Education and Psychology

Statistic	Value
Total Responses	9

14. What are your immediate employment plans?

#	Answer	Response	%
1	Continue working in the same job I had prior to completing this program	2	13%
2	Work in a job I recently obtained	3	19%
3	Self-employment	0	0%
4	Look for employment	5	31%
5	No current work plans	2	13%
6	Continue my education before seeking employment	2	13%
7	Undecided	2	13%
	Total	16	100%

Statistic	Value
Min Value	1
Max Value	7
Mean	4.00
Variance	3.87
Standard Deviation	1.97
Total Responses	16

15. At this point in my education, I believe that I

#	Question	Strongly Agree	Agree	Neutral	Disagree	Strongly Disagree	Responses	Mean
1	communicate effectively using written skills.	24	21	0	0	0	45	1.47
2	communicate effectively using oral skills.	18	26	2	0	0	46	1.65
3	use quantitative/scientific skills in problem solving activities.	15	24	6	0	1	46	1.87
4	utilize technology competently.	19	24	3	0	0	46	1.65
5	use critical thinking skills.	21	22	3	0	0	46	1.61
6	have developed an awareness of ethical behavior.	23	22	1	0	0	46	1.52
7	recognize the richness of diversity.	23	23	0	0	0	46	1.50

Statistic	communicate effectively using written skills.	communicate effectively using oral skills.	use quantitative/scientific skills in problem solving activities.	utilize technology competently.	use critical thinking skills.	have developed an awareness of ethical behavior.	recognize the richness of diversity.
Min Value	1	1	1	1	1	1	1
Max Value	2	3	5	3	3	3	2
Mean	1.47	1.65	1.87	1.65	1.61	1.52	1.50
Variance	0.25	0.32	0.65	0.37	0.38	0.30	0.26
Standard Deviation	0.50	0.57	0.81	0.60	0.61	0.55	0.51
Total Responses	45	46	46	46	46	46	46

16. At this point in my education, I

#	Question	Strongly Agree	Agree	Neutral	Disagree	Strongly Disagree	Responses	Mean
1	believe I have had sufficient access and opportunity to use computers in the resource center.	27	16	1	1	0	45	1.47
2	believe I have received training in computers and technology that was appropriate for my major field.	22	17	6	0	0	45	1.64
3	feel adequately prepared for a career in my major.	20	18	7	0	0	45	1.71
4	believe that MOVC's program in my major is of high quality.	24	13	7	1	0	45	1.67
5	would recommend my program major to others.	24	15	3	3	0	45	1.67
6	would recommend	30	10	4	0	1	45	1.49

	MOVC to prospective students.							
--	-------------------------------	--	--	--	--	--	--	--

Statistic	believe I have had sufficient access and opportunity to use computers in the resource center.	believe I have received training in computers and technology that was appropriate for my major field.	feel adequately prepared for a career in my major.	believe that MOVC's program in my major is of high quality.	would recommend my program major to others.	would recommend MOVC to prospective students.
Min Value	1	1	1	1	1	1
Max Value	4	3	3	4	4	5
Mean	1.47	1.64	1.71	1.67	1.67	1.49
Variance	0.44	0.51	0.53	0.68	0.77	0.71
Standard Deviation	0.66	0.71	0.73	0.83	0.88	0.84
Total Responses	45	45	45	45	45	45

17. Would you like to have more classes/programs offered at MOVC ?

#	Answer		Response	%
1	Yes, please specify		28	62%
2	No		6	13%
3	Not applicable		11	24%
	Total		45	100%

Yes, please specify
Yoga, Kickboxing
I think MOVC should have a broader range of classes to choose from. This would prevent a lot of students from waiting around on classes that are not being offered when they need to get them out of the way.
Masters Program for Social Work
Online Medical Terminology, I feel if it is offered at Huntington it should be offered at MOVC
More electives available either at the MOVC or online and also more activities
Nutrition
a tutoring program
sign language
more online classes
Graduate level education
more advertising related courses
Science Classes
4 year careers
Psychology
more classes for students majoring in education
MBA program
Upper level history courses, psychology, creative writing. (More classes that get away from nursing!)
any - would like more majors
More business classes, so I could take them all there instead of going to Marshall in the future.
physical therapy
more psychology courses
yes more summer classes
psychology classes
special education master's

Statistic	Value
Min Value	1
Max Value	3
Mean	1.62
Variance	0.74
Standard Deviation	0.86
Total Responses	45

18. Have you used the Career Placement Center at the main campus?

#	Answer	Response	%
1	Yes	2	4%
2	No	44	96%
	Total	46	100%

Statistic	Value
Min Value	1
Max Value	2
Mean	1.96
Variance	0.04
Standard Deviation	0.21
Total Responses	46

19. Have you used the Drinko Library/library services?

#	Answer	Response	%
1	Yes	21	46%
2	No	25	54%
	Total	46	100%

Statistic	Value
Min Value	1
Max Value	2
Mean	1.54
Variance	0.25
Standard Deviation	0.50
Total Responses	46

20. Please indicate your level of satisfaction with the following at MOVC.

#	Question	Very Satisfied	Satisfied	Neutral	Dissatisfied	Very Dissatisfied	Responses	Mean
1	The quality of teaching	18	23	3	0	1	45	1.73
2	The quality of advising	21	16	7	1	0	45	1.73
3	The quality of Financial Aid Services	20	17	8	0	0	45	1.73
4	The classroom/lab facilities	25	16	2	2	0	45	1.58
5	The quality of the MOVC staff	29	13	2	1	0	45	1.44
6	The MOVC staff are approachable	32	10	1	2	0	45	1.40

Statistic	The quality of teaching	The quality of advising	The quality of Financial Aid Services	The classroom/lab facilities	The quality of the MOVC staff	The MOVC staff are approachable
Min Value	1	1	1	1	1	1
Max Value	5	4	3	4	4	4
Mean	1.73	1.73	1.73	1.58	1.44	1.40
Variance	0.61	0.65	0.56	0.61	0.48	0.56
Standard Deviation	0.78	0.81	0.75	0.78	0.69	0.75
Total Responses	45	45	45	45	45	45

21. Indicate your level of agreement with the following statements

#	Question	Strongly Agree	Agree	Neutral	Disagree	Strongly Disagree	Responses	Mean
1	I believe the facilities/classrooms are superior to those on the main campus.	21	15	7	1	0	44	1.73

Statistic	I believe the facilities/classrooms are superior to those on the main campus.
Min Value	1
Max Value	4
Mean	1.73
Variance	0.67
Standard Deviation	0.82
Total Responses	44

22. Have you used the tutoring services offered at MOVC?

#	Answer	Response	%
1	Yes	2	4%
2	No	43	96%
	Total	45	100%

Statistic	Value
Min Value	1
Max Value	2
Mean	1.96
Variance	0.04
Standard Deviation	0.21
Total Responses	45

23. Indicate your level of agreement with the following statements

#	Question	Strongly Agree	Agree	Neutral	Disagree	Strongly Disagree	Responses	Mean
1	The quality of Tutoring Services at MOVC meets my needs.	1	1	0	0	0	2	1.50
2	The overall quality of educational experience at MOVC is of high quality.	1	1	0	0	0	2	1.50
3	The level of technology at MOVC meets my needs (account, password, myMU,etc).	1	0	1	0	0	2	2.00

Statistic	The quality of Tutoring Services at MOVC meets my needs.	The overall quality of educational experience at MOVC is of high quality.	The level of technology at MOVC meets my needs (account, password, myMU,etc).
Min Value	1	1	1
Max Value	2	2	3
Mean	1.50	1.50	2.00
Variance	0.50	0.50	2.00
Standard Deviation	0.71	0.71	1.41
Total Responses	2	2	2

24. Do you use the MOVC website?

#	Answer		Response	%
1	Yes		33	73%
2	No		12	27%
	Total		45	100%

Statistic	Value
Min Value	1
Max Value	2
Mean	1.27
Variance	0.20
Standard Deviation	0.45
Total Responses	45

25. Do you feel that there is adequate parking at MOVC?

#	Answer		Response	%
1	Yes		27	60%
2	No		16	36%
3	Not applicable		2	4%
	Total		45	100%

Statistic	Value
Min Value	1
Max Value	3
Mean	1.44
Variance	0.34
Standard Deviation	0.59
Total Responses	45

26. Would you be willing to purchase a parking permit?

#	Answer		Response	%
1	Yes		12	27%
2	No		26	58%
3	Not applicable		7	16%
	Total		45	100%

Statistic	Value
Min Value	1
Max Value	3
Mean	1.89
Variance	0.42
Standard Deviation	0.65
Total Responses	45

27. List any additional ways we could improve our facility at MOVC.

Text Response

Comments are summarized in general themes.

One respondent suggested child day care for the non-traditional students and a workout area for the adults because having a healthy body helps learn better.

One respondent recommended more lighting around the sidewalk and the extra parking lot.

Tutoring was requested by more than one respondent.

One respondent requested ashtrays in areas where smoking is permitted. Another requested that smoking be prohibited at the entrance to the buildings.

One respondent felt that the facility itself was clean and friendly and that most of the professors are helpful. This respondent (as well as others) would like to have classes available during the day while his/her children are at school. She requested better preparation for advisors.

Several respondents wanted summer offerings to be expanded.

Better communication between MOVC and the Huntington campus was requested.

Regulating the temperature in buildings was requested.

Another respondent requested a gymnasium for which the membership was included in the cost of tuition.

One respondent wanted MBA courses offered at MOVC.

One respondent wanted a greater variety of course offerings – not just courses in Social Work and Nursing.

One respondent requested better parking facilities.

One respondent noted the need for IT staff available in case problems arise during classes.

One respondent complained about distance learning.

Better organization of curricula in one program was requested.

Respondents praised the helpfulness of the staff.

Statistic	Value
Total Responses	20

28. Please indicate your agreement (or lack thereof) with the following statements about the bookstore at MOVC

#	Question	Yes	No	Not Applicable	Responses	Mean
1	The bookstore is an overall customer-friendly environment.	37	2	6	45	1.31
2	I can purchase what I need in the bookstore quickly and easily.	30	8	7	45	1.49
3	The hours of operation at the bookstore are convenient for me.	31	10	4	45	1.40
4	The textbooks I need for my classes are available at the bookstore when I need them.	24	16	5	45	1.58
5	I am satisfied with the availability of used textbooks in the bookstore.	24	15	6	45	1.60
6	There is a good selection of	17	20	8	45	1.80

	apparel styles in the bookstore.					
7	I can find the size(s) I need while shopping for apparel in the bookstore.	13	19	13	45	2.00
8	I am satisfied with the efollett.com shopping experience.	14	6	25	45	2.24
9	The booknow® program (ability to purchase your books while registering for classes online) adds value to my overall experience as a bookstore customer.	10	5	30	45	2.44

Statistic	The bookstore is an overall customer-friendly environment.	I can purchase what I need in the bookstore quickly and easily.	The hours of operation at the bookstore are convenient for me.	The textbooks I need for my classes are available at the bookstore when I need them.	I am satisfied with the availability of used textbooks in the bookstore.	There is a good selection of apparel styles in the bookstore.	I can find the size(s) I need while shopping for apparel in the bookstore.	I am satisfied with the efollett.com shopping experience.
Min Value	1	1	1	1	1	1	1	1
Max Value	3	3	3	3	3	3	3	3
Mean	1.31	1.49	1.40	1.58	1.60	1.80	2.00	2.24
Variance	0.49	0.57	0.43	0.48	0.52	0.53	0.59	0.83
Standard Deviation	0.70	0.76	0.65	0.69	0.72	0.73	0.77	0.91
Total Responses	45	45	45	45	45	45	45	45

29. Class Rank

#	Answer	Response	%
1	Freshman	5	11%
2	Sophomore	15	32%
3	Junior	11	23%
4	Senior	15	32%
5	Graduate Student	1	2%
	Total	47	100%

Statistic	Value
Min Value	1
Max Value	5
Mean	2.83
Variance	1.14
Standard Deviation	1.07
Total Responses	47

30. Gender

Value	Total
F	43
M	6

31. Race

Value	Total
White	39
No information provided	10

32. Class

Value	Total
SO	13
FR	6
SR	19
JR	10
GR	1

33. College

Value	Total
HP	34
BR	6
GR	1
BU	3
JM	1
SC	2
ED	2

34. Major

Value	Total
Nursing - BSN	15
Pre-Health Professions	11
Social Work	6
RBA Program	6
Nursing - MSN	1
Accounting	1
Communication Disorders	1
Advertising	1
Biomedical Science - BS	1
Pre-Teacher Education – Elementary	2
Undecided – Business	2
Biological Science	1
Public Health - BS	1