

## Student Government Assessment Day Survey Results - 2011

Last Modified: 04/15/2011

### 1. Did your orientation experience give you good information about the Student Government Association (SGA)?

#	Answer	Response	%
1	Yes	58	23%
2	No	99	40%
3	No Opinion	90	36%
	Total	247	100%

Statistic	Value
Min Value	1
Max Value	3
Mean	2.13
Variance	0.58
Standard Deviation	0.76
Total Responses	247

### 2. Did you find out information about SGA quickly upon your arrival at college?

#	Answer	Response	%
1	Yes	87	35%
2	No	161	65%
	Total	248	100%

Statistic	Value
Min Value	1
Max Value	2
Mean	1.65
Variance	0.23
Standard Deviation	0.48
Total Responses	248

### 3. Where do you live?

#	Answer	Response	%
1	In the residence halls	82	33%
2	In an on-campus apartment	23	9%
3	I commute	143	58%
	Total	248	100%

Statistic	Value
Min Value	1
Max Value	3
Mean	2.25
Variance	0.85
Standard Deviation	0.92
Total Responses	248

### 4. Are you interested in joining the SGA?

#	Answer	Response	%
1	Yes	17	7%
2	No	175	72%
3	Somewhat	52	21%
	Total	244	100%

Statistic	Value
Min Value	1
Max Value	3
Mean	2.14
Variance	0.26
Standard Deviation	0.51
Total Responses	244

## 5. Were you involved in SGA in high school?

#	Answer	Response	%
1	Yes	74	30%
2	No	173	70%
	Total	247	100%

Statistic	Value
Min Value	1
Max Value	2
Mean	1.70
Variance	0.21
Standard Deviation	0.46
Total Responses	247

## 6. How do you find out news about campus? (check all that apply)

#	Answer	Response	%
1	Reading the Parthenon	132	53%
2	Checking Facebook	106	43%
3	Reading the Website	91	37%
4	I don't inquire about campus events	36	15%
5	Other (Please specify)	32	13%

Other (Please specify)
These responses are summarized below.
Sign postings
Marshall Website
e-mail
Friends
Flyers
Residence hall flyers
Word of mouth mostly
Others in my department
advertised on campus
Hearsay from other students before/after class.
Local News

Statistic	Value
Min Value	1
Max Value	5
Total Responses	248

## 7. What was your initial impression of the SGA?

#	Answer	Response	%
1	Very Good	15	6%
2	Good	61	25%
3	Neutral	150	60%
4	Bad	15	6%
5	Very Bad	7	3%
	Total	248	100%

Statistic	Value
Min Value	1
Max Value	5
Mean	2.75
Variance	0.60
Standard Deviation	0.78
Total Responses	248

## 8. Do you feel that the SGA has made a difference in your college experience?

#	Answer	Response	%
1	Yes	41	17%
2	No	133	54%
3	Somewhat	71	29%
	Total	245	100%

Statistic	Value
Min Value	1
Max Value	3
Mean	2.12
Variance	0.44
Standard Deviation	0.67
Total Responses	245

## 9. Were you aware that SGA is involved in various activities on campus (i.e. Homecoming, Red Cross Blood Drive, Plane Crash Ceremony, Activity Fee Allocations, etc.)?

#	Answer	Response	%
1	Yes	161	65%
2	No	86	35%
	Total	247	100%

Statistic	Value
Min Value	1
Max Value	2
Mean	1.35
Variance	0.23
Standard Deviation	0.48
Total Responses	247

## 10. Do you know where the SGA office is located?

#	Answer	Response	%
1	Yes	114	46%
2	No	133	54%
	Total	247	100%

Statistic	Value
Min Value	1
Max Value	2
Mean	1.54
Variance	0.25
Standard Deviation	0.50
Total Responses	247

## 11. Do you feel that SGA is accessible to you if you have questions or concerns?

#	Answer	Response	%
1	Yes	79	32%
2	No	81	33%
3	Somewhat	87	35%
	Total	247	100%

Statistic	Value
Min Value	1
Max Value	3
Mean	2.03
Variance	0.67
Standard Deviation	0.82
Total Responses	247

## 12. Has visiting the SGA office or a member of SGA been a good experience for you?

#	Answer	Response	%
1	Yes	55	22%
2	No	30	12%
3	Haven't been there	161	65%
	Total	246	100%

Statistic	Value
Min Value	1
Max Value	3
Mean	2.43
Variance	0.70
Standard Deviation	0.83
Total Responses	246

## 13. Do you know that student organizations can receive up to \$500 from SGA?

#	Answer	Response	%
1	Yes	106	43%
2	No	141	57%
	Total	247	100%

Statistic	Value
Min Value	1
Max Value	2
Mean	1.57
Variance	0.25
Standard Deviation	0.50
Total Responses	247

#### 14. Has an organization that you are involved in received funding from SGA?

#	Answer	Response	%
1	Yes	68	28%
2	No	79	32%
3	Don't know	100	40%
	Total	247	100%

Statistic	Value
Min Value	1
Max Value	3
Mean	2.13
Variance	0.67
Standard Deviation	0.82
Total Responses	247

#### 15. Is the funding packet difficult for you to fill out?

#	Answer	Response	%
1	Yes	11	4%
2	No	24	10%
3	Somewhat	23	9%
4	Don't know	189	77%
	Total	247	100%



Statistic	Value
Min Value	1
Max Value	4
Mean	3.58
Variance	0.71
Standard Deviation	0.84
Total Responses	247

### 16. Has the difficulty in filling out a funding packet prevented you from doing so?

#	Answer	Response	%
1	Yes	17	7%
2	No	49	20%
3	No Opinion	181	73%
	Total	247	100%

Statistic	Value
Min Value	1
Max Value	3
Mean	2.66
Variance	0.36
Standard Deviation	0.60
Total Responses	247

### 17. If you needed help filling out a funding packet, would you know how to receive help?

#	Answer	Response	%
1	Yes	97	39%
2	No	149	61%
	Total	246	100%

Statistic	Value
Min Value	1
Max Value	2
Mean	1.61
Variance	0.24
Standard Deviation	0.49
Total Responses	246

## 18. Do you know when the SGA meets?

#	Answer	Response	%
1	Yes	47	19%
2	No	200	81%
	Total	247	100%

Statistic	Value
Min Value	1
Max Value	2
Mean	1.81
Variance	0.15
Standard Deviation	0.39
Total Responses	247

## 19. Did you know that meetings are open to the public?

#	Answer	Response	%
1	Yes	78	32%
2	No	169	68%
	Total	247	100%

Statistic	Value
Min Value	1
Max Value	2
Mean	1.68
Variance	0.22
Standard Deviation	0.47
Total Responses	247

## 20. Do you know who the senators are in your college?

#	Answer	Response	%
1	Yes	44	18%
2	No	201	82%
	Total	245	100%

Statistic	Value
Min Value	1
Max Value	2
Mean	1.82
Variance	0.15
Standard Deviation	0.38
Total Responses	245

## 21. If you had a question for your SGA representative, would you know how to contact them?

#	Answer	Response	%
1	Yes	78	32%
2	No	169	68%
	Total	247	100%

Statistic	Value
Min Value	1
Max Value	2
Mean	1.68
Variance	0.22
Standard Deviation	0.47
Total Responses	247

## 22. Do you use the SGA website to find general information (i.e. email addresses, meeting minutes, etc)?

#	Answer	Response	%
1	Yes	29	12%
2	No	85	34%
3	Did not know about the website	136	54%
	Total	250	100%

Statistic	Value
Min Value	1
Max Value	3
Mean	2.43
Variance	0.48
Standard Deviation	0.69
Total Responses	250

## 23. If you were interested in obtaining a funding packet or application, do you know how to obtain one?

#	Answer	Response	%
1	Yes	75	30%
2	No	172	70%
	Total	247	100%

Statistic	Value
Min Value	1
Max Value	2
Mean	1.70
Variance	0.21
Standard Deviation	0.46
Total Responses	247

## 24. Gender

#	Answer	Response	%
1	Male	81	33%
2	Female	168	67%
	Total	249	100%

Statistic	Value
Min Value	1
Max Value	2
Mean	1.67
Variance	0.22
Standard Deviation	0.47
Total Responses	249






## 25. Race/Ethnicity

#	Answer	Response	%
1	White	218	89%
2	African-American	10	4%
3	Hispanic	2	1%
4	Asian/Pacific Islander	7	3%
5	American Indian/Alaskan Native	0	0%
6	International Student	4	2%
7	Other	4	2%
	Total	245	100%

Other
Multi-Ethnicity
Human
Middle-Eastern

Statistic	Value
Min Value	1
Max Value	7
Mean	1.32
Variance	1.23
Standard Deviation	1.11
Total Responses	245

## 26. Current Classification

#	Answer		Response	%
1	Freshman		34	14%
2	Sophomore		39	16%
3	Junior		41	16%
4	Senior		92	37%
5	Graduate or Professional		43	17%
	Total		249	100%

Statistic	Value
Min Value	1
Max Value	5
Mean	3.29
Variance	1.69
Standard Deviation	1.30
Total Responses	249

## 27. Please let us know the three things you would most like to see changed on campus.

### Text Response

Improved Student Center with extended hours.

Student Health Agreement with St. Mary's

Fully Operational Office of Community Engagement/Community Service.

More student events, especially on weekends and after 5:00 PM on weekdays.

More smoking restrictions, perhaps a smoke free campus. (Note: There were a lot of comments regarding more restrictions on smoking and quite a few requesting a smoke free campus).

More student parking – another lot on Smith/Corbly sides of campus.

More computer labs.

Improve wireless access for campus.

Update building bathrooms.

Restrict activities of religious zealots on campus when their speech is hateful.

Improve services for students with children.

Cheaper prices at MSC dining services.

Eliminate Rec fee for commuter students.

Sponsor family friendly events.

Get out of the SGA office and talk to students.

Should be easier to be involved in Student Government.

Healthier snacks and better dining hall food, including vegetarian options.

Make weekend dining hours more convenient.

Designated smoking areas that are not on the pathways to class!

Lower prices in bookstore.

Lower crime rates – perhaps improve campus lighting and install more “help” phones on campus.

Fewer privileges for student athletes.

Put a Redbox in the Student Center.

Offer a course to help students choose a career/major.

Build new classroom buildings and/or update current classrooms.

Open a Chipotle.

Move the Student Health Clinic to Campus.

Improve communication.

A food donation program for leftover meals.

Fill the potholes – better paving for roads.

One year dorm requirement.

Make student organization funding requests easier, offer help to complete the funding packet, and only fund clubs that go to other schools to compete.

Lower prices on textbooks.

Offer more summer classes.

Extended coffee shop hours.

Parking lot for graduate students.

More positions for graduate assistants.

Make a place available for an outside track.

Plant more trees along the sidewalks.

Put quoits peg somewhere else.

Add a scholarship webpage that lists all scholarships available to Marshall students.

I would like for the student government to have a more public presence. There need to be debates, rallies, and others things to let students know who they're voting for and why.

More recycle bins.

More bicycle racks.

More MUPD officers.

Better treatment of students, veterans, and the disabled.

More involvement with SAPB events.

Advertise what Student Government does.

Get commuter students more involved in campus life.

Disseminate information about how to join clubs.

Work on removing litter from the campus.

Enforce recycling on every floor of every building.

Improve storm drainage.

Invest in alternative energy (solar, biomass, wind).

Dining Halls should be open for lunch.

Better air conditioning and heating for Holderby Hall.

More campus venues that accept your personal debit/credit card.

Put information about events on the website and on Facebook.

Make sure elevators work properly.

We need a baseball field.

Better landscaping.

Add back a longer Thanksgiving break and eliminate the fall break.

Promote the "rent a bike" program.

Additional recreational open space.

The recreational center fees are too high.



I think every room on this college campus should be equipped with a smart board, a computer, and a projector.

Bring in local music and artists on the weekends for free shows to keep students from drinking excessively and/or going home.

Have a social planner in the Parthenon daily to inform us about activities on campus.

Expand Student Center hours.

Healthier options in vending machines.

More trash cans along the sidewalks.

There should be a yield sign to traffic going around the circle in front of Drinko Library.

More events that merge colleges into one relevant human effort.

Spearhead effort of consolidating textbooks into eBooks using Kindle or Nook as a standard medium for all the needs of the various classes from all colleges.

Fewer classes moved to Online/Web Enhanced.

More bulletin boards.

Updated SGA website.

Cleaner computer areas.

More cameras.

More funding going toward academic programs and newer facilities.

Better publicity for campus news and events.

Improved accessibility of the recycling stations/the ability for recycling containers to accommodate other forms of plastic (such as bags) and glass.

The policy on alcohol.

The policy regarding key checking/signing in guests in dorms.

On surveys allow more options for racial choices. I have more in me than just one thing.

Access to all buildings via swipe card to allow access to specific labs during later evening hours.

More computers in the library.

My college does not have a representative from my department and I'm not even sure if the college itself has a representative (fine arts). I feel that this should be better advertised to the faculty and students so that Marshall University students can ALL be recognized and participate.

Harris Hall needs a lounge area for studying with computers. This lounge should have an area with couches so that students can study there when classes are cancelled.

Have coffee stations in every building to get a coffee really quickly between classes.

More seating around campus.

More interaction between students and the deans of their colleges.

Library open 24 hours a day 7 DAYS (including weekends!)

I'd like to see some outside basketball courts.

More vending machines that take dollar bills and coins.

Statistic	Value
Total Responses	106

## 28. Do you want to be entered into Assessment Day Prize Drawings?

#	Answer	Response	%
1	Yes	237	96%
2	No	10	4%
	Total	247	100%

Statistic	Value
Min Value	1
Max Value	2
Mean	1.04
Variance	0.04
Standard Deviation	0.20
Total Responses	247